



US00D874316S

(12) **United States Design Patent**
Buccellati

(10) **Patent No.:** **US D874,316 S**

(45) **Date of Patent:** **** Feb. 4, 2020**

(54) **FINGER RING**

(71) Applicant: **BUCCELLATI HOLDING ITALIA S.P.A.**, Milan (IT)

(72) Inventor: **Andrea Buccellati**, Milan (IT)

(73) Assignee: **BUCCELLATI HOLDING ITALIA S.P.A.**, Milan (IT)

(**) Term: **15 Years**

(21) Appl. No.: **29/635,965**

(22) Filed: **Feb. 5, 2018**

(30) **Foreign Application Priority Data**

Aug. 8, 2017 (EM) 004139194

(51) **LOC (12) Cl.** **11-01**

(52) **U.S. Cl.**
USPC **D11/34**

(58) **Field of Classification Search**
USPC D11/1-23, 26-29, 34, 40, 41, 42, 43, 91,
D11/92
CPC A44C 9/00; A44C 9/0007; A44C 9/0015;
A44C 9/0038; A44C 9/0046; A44C 5/00;
A44C 5/0007; A44C 5/0084; A44C
5/0092; A44C 17/02; A44C 15/00; A44C
15/0015

See application file for complete search history.

(56) **References Cited**

U.S. PATENT DOCUMENTS

D61,614 S * 10/1922 Weinberg D11/34
D145,318 S * 7/1946 Lowenst D11/2
D146,859 S * 6/1947 Katz D11/3
D148,183 S * 12/1947 Packales D11/2
D149,396 S * 4/1948 Babin D11/5
D158,752 S * 5/1950 Katz D11/4

D260,620 S * 9/1981 Blum D11/3
D271,187 S * 11/1983 Bulgari D11/3
D290,938 S * 7/1987 Bulgari D11/3
D291,422 S * 8/1987 Bulgari D11/3
D292,181 S * 10/1987 Bulgari D11/34
D292,682 S * 11/1987 Bulgari D11/34
D293,561 S * 1/1988 Bulgari D11/3
D293,897 S * 1/1988 Bulgari D11/27
D293,898 S * 1/1988 Bulgari D11/27
D379,329 S * 5/1997 Pandel D11/34
D416,512 S * 11/1999 Rossi D11/38
D470,429 S * 2/2003 Bonnet D11/3
D473,155 S * 4/2003 Bonnet D11/26
D491,833 S * 6/2004 Flynn D11/26
D491,834 S * 6/2004 Flynn D11/26
D677,191 S * 3/2013 Benjamin D11/4
D737,715 S * 9/2015 Coin D11/3
D844,478 S * 4/2019 Buccellati D11/1
D845,816 S * 4/2019 Buccellati D11/5
D845,818 S * 4/2019 Buccellati D11/3
D846,423 S * 4/2019 Buccellati D11/42
D848,302 S * 5/2019 Buccellati D11/3
D848,895 S * 5/2019 Buccellati D11/16

(Continued)

Primary Examiner — L. Martinez

(74) *Attorney, Agent, or Firm* — King & Schickli, PLLC


(57) **CLAIM**

The ornamental design for a finger ring, as shown.

DESCRIPTION

FIG. 1 is a top view of a finger ring showing my new design; FIG. 2 is a bottom view thereof; FIG. 3 is a front view, the rear view being a mirror image thereof; FIG. 4 is a left side view, the right side view being a mirror image thereof; and, FIG. 5 is a top enlarged view of one of the jeweled elements of the finger ring, the other jewelled elements being the same.

1 Claim, 5 Drawing Sheets



(56)

References Cited

U.S. PATENT DOCUMENTS

D850,319 S * 6/2019 Buccellati D11/34
2005/0268653 A1 * 12/2005 Kaplan A44C 9/00
63/15.7

* cited by examiner




FIG. 1




FIG. 2




FIG. 3




FIG. 4




Fig. 5