

US00D874311S

(12) **United States Design Patent**
Connor et al.

(10) **Patent No.:** **US D874,311 S**

(45) **Date of Patent:** **** Feb. 4, 2020**

(54) **WATCH BAND**

D802,465 S * 11/2017 Dukerschein D11/3
D820,713 S * 6/2018 Oh D11/3
D837,675 S * 1/2019 Tibi D11/3

(71) Applicant: **Garmin Switzerland GmbH**,
Schaffhausen (CH)

OTHER PUBLICATIONS

(72) Inventors: **Stephen W. Connor**, Overland Park,
KS (US); **Todd P. Register**, Olathe, KS
(US); **Kathryn M. Gutschenritter**,
Overland Park, KS (US); **Jeremy J. Ell**,
Spring Hill, KS (US)

Printout from <https://buy.garmin.com/en-US/US/p/553030/pn/010-12496-04#> dated prior to Mar. 22, 2018.

Printout from <https://buy.garmin.com/en-US/US/p/552881> dated prior to Mar. 22, 2018.

Printout from <https://buy.garmin.com/en-US/US/p/149194> dated prior to Mar. 22, 2018.

(73) Assignee: **Garmin Switzerland GmbH** (CH)

* cited by examiner

(**) Term: **15 Years**

Primary Examiner — L. Martinez

(21) Appl. No.: **29/641,494**

(74) *Attorney, Agent, or Firm* — Samuel M. Korte; Max M. Ali

(22) Filed: **Mar. 22, 2018**

(51) **LOC (12) Cl.** **11-01**

(52) **U.S. Cl.**
USPC **D11/3**

(57) **CLAIM**

The ornamental design for a watch band, as shown and described.

(58) **Field of Classification Search**
USPC D11/1-8; D10/32, 38, 70; D14/344
CPC A44C 5/00; A44C 5/0007; A44C 5/0015;
A44C 5/0023; A44C 5/003; A44C
5/0053; A44C 5/0084; G01C 21/00
See application file for complete search history.

DESCRIPTION

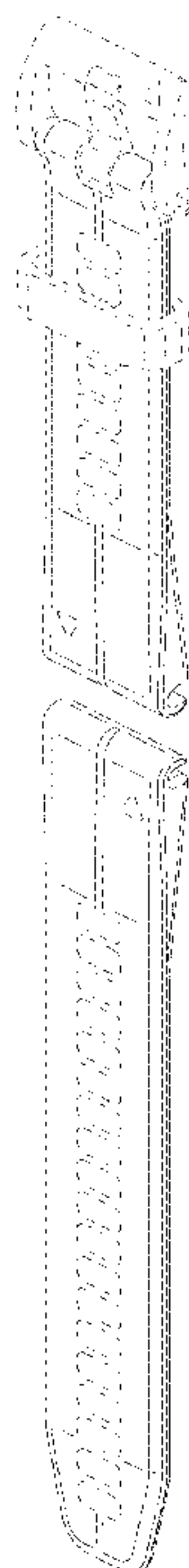
FIG. 1 is a front perspective view of a watch band according to the present invention;
FIG. 2 is a rear perspective view of the watch band;
FIG. 3 is a top view of the watch band;
FIG. 4 is a front view of the watch band;
FIG. 5 is a bottom view of the watch band;
FIG. 6 is a rear view of the watch band;
FIG. 7 is a left side view of the watch band; and,
FIG. 8 is a right side view of the watch band.
The broken lines shown in the drawings represent portions of the watch band that form no part of the claimed design.

(56) **References Cited**

U.S. PATENT DOCUMENTS

D450,612 S * 11/2001 Rantala D11/3
D522,900 S * 6/2006 Yamamoto D11/3
D523,369 S * 6/2006 Jacober D11/3
D711,760 S * 8/2014 Savoy D10/32
D781,164 S * 3/2017 Haapakoski D10/70
D785,482 S * 5/2017 Schwamkrug D11/3

1 Claim, 3 Drawing Sheets



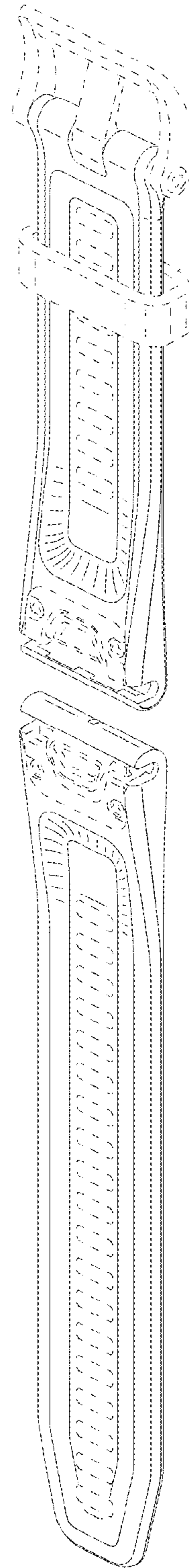
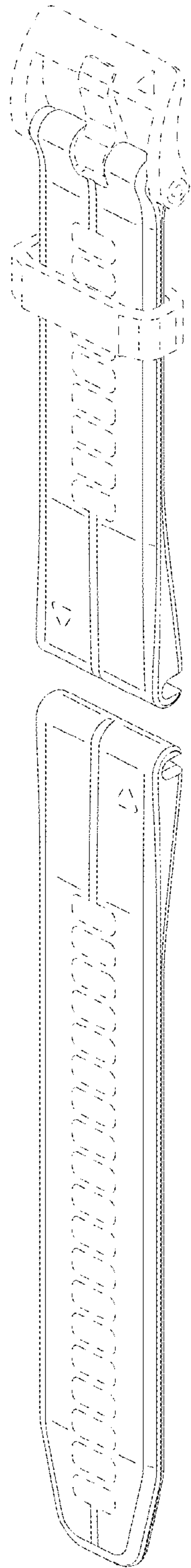


Fig. 1

Fig. 2

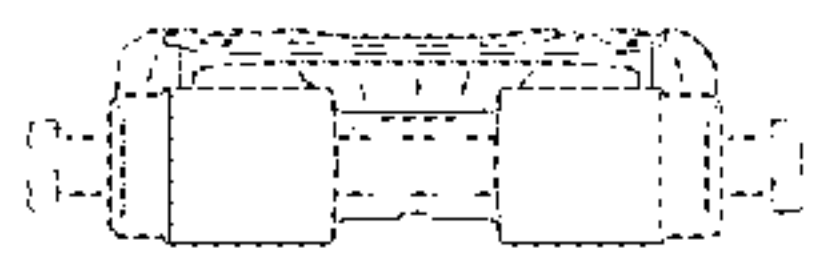


Fig. 3

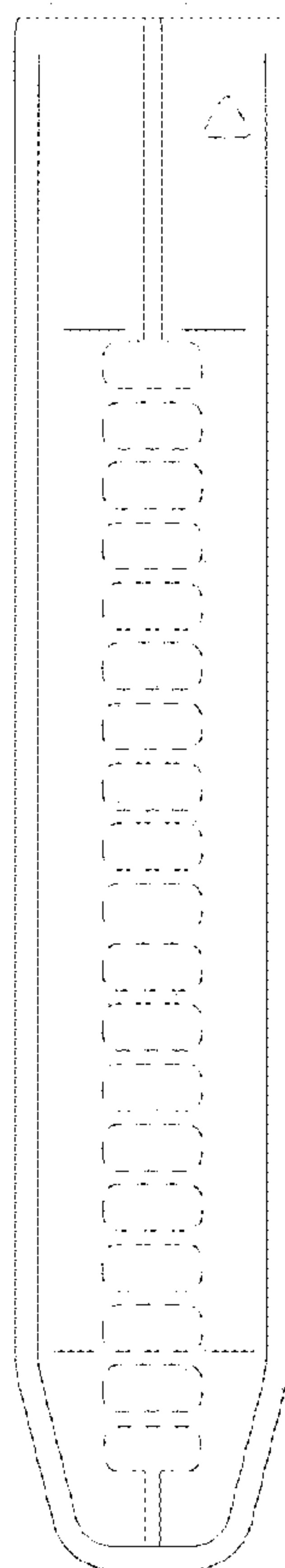
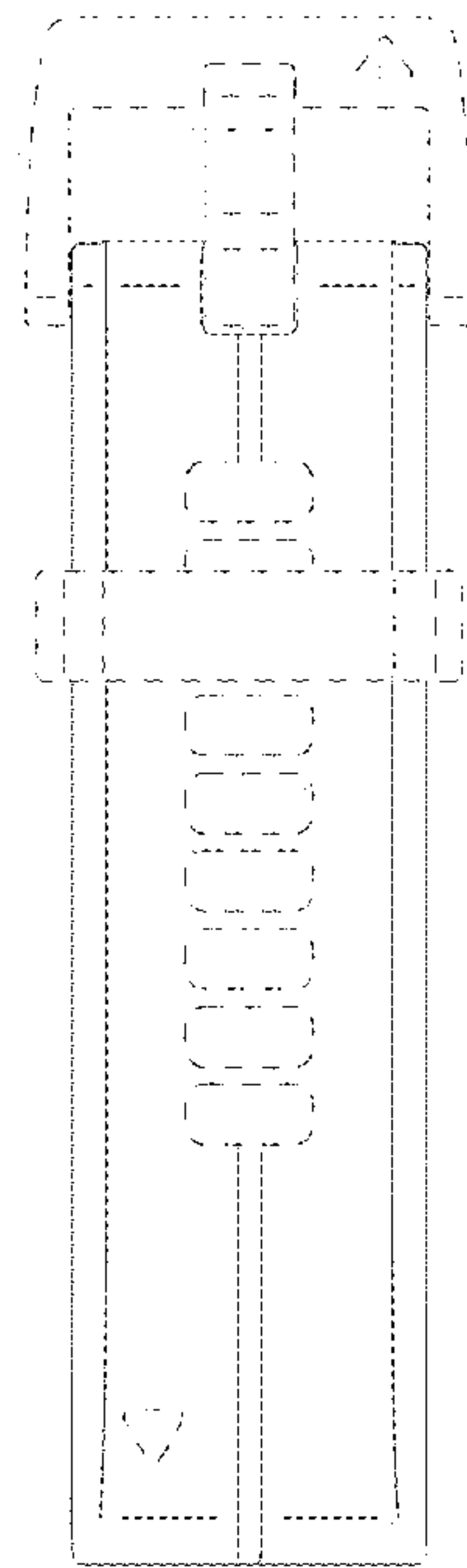


Fig. 4




Fig. 5

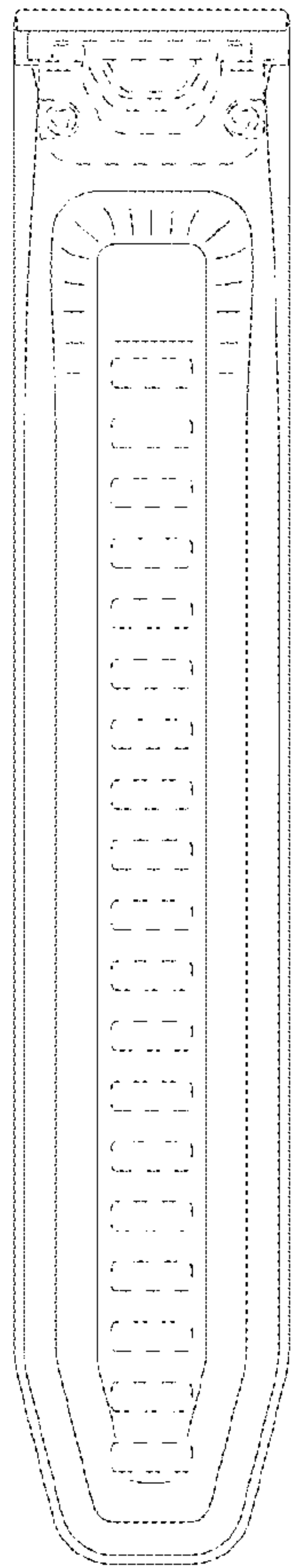
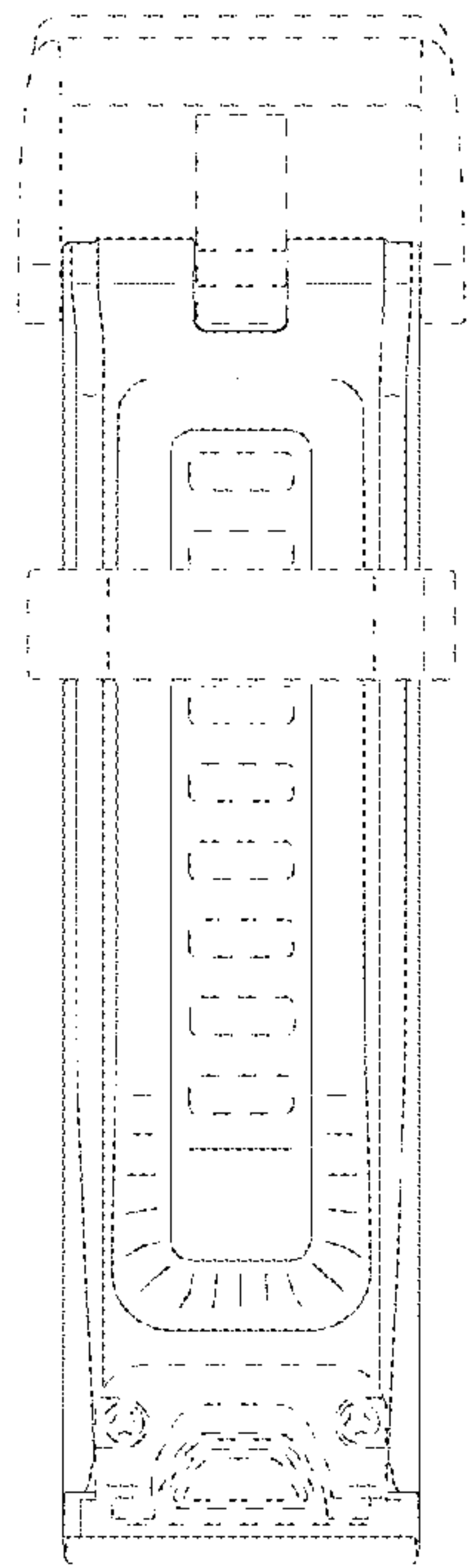


Fig. 6


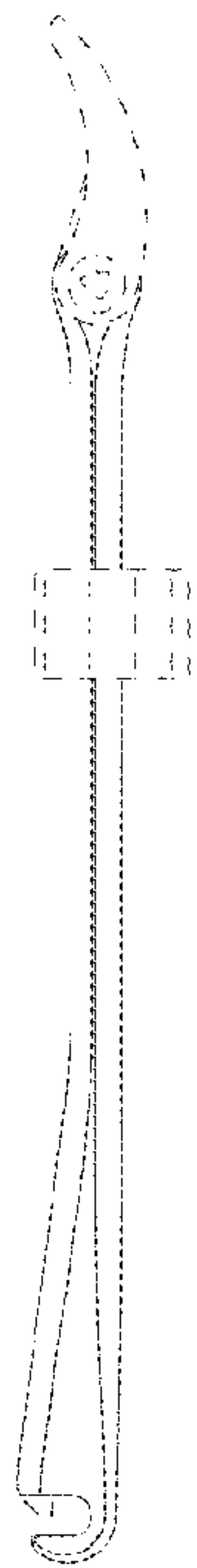


Fig. 7

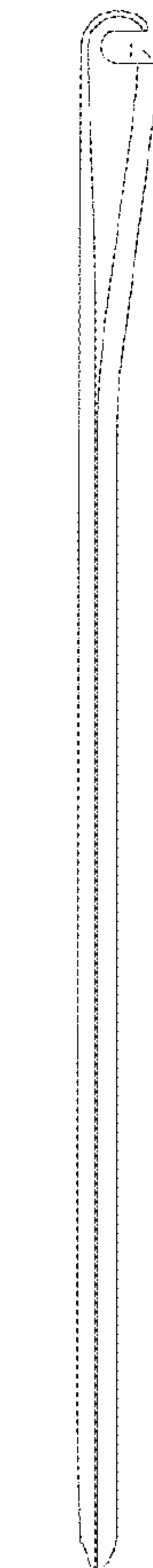
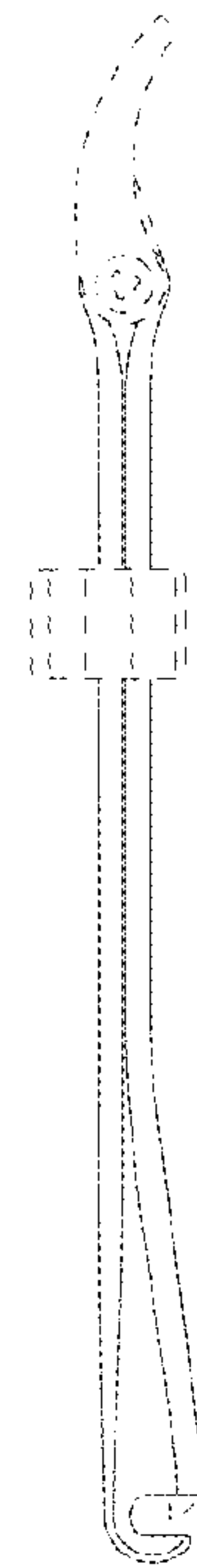


Fig. 8