



US00D874307S

(12) **United States Design Patent** (10) **Patent No.:** **US D874,307 S**  
**Charrier** (45) **Date of Patent:** **\*\* Feb. 4, 2020**

(54) **WATCH DIAL**

D353,550 S \* 12/1994 Kaneko ..... D10/126  
D514,974 S \* 2/2006 Andreatta ..... D10/126  
D812,508 S \* 3/2018 Hoi ..... D10/122

(71) Applicant: **Richemont International SA,**  
Villars-sur-Glane (CH)

**FOREIGN PATENT DOCUMENTS**

(72) Inventor: **Bastien Charrier,** Vulbens (FR)

CH 705806 A2 \* 5/2013  
WO WO-D080450-002 \* 12/2012

(73) Assignee: **Richemont International SA,**  
Villars-sur-Glane (CH)

**OTHER PUBLICATIONS**

(\*\*) Term: **15 Years**

A Blog to Watch, Roger Dubuis Excalibur Knights of the Round Table II Watch, posted May 6, 2015, [online], [visited Sep. 6, 2019]. Internet, URL: <https://www.ablogtowatch.com/roger-dubuis-excalibur-knights-round-table-ii-watch/> (Year: 2015).\*

(21) Appl. No.: **29/656,414**

(22) Filed: **Jul. 12, 2018**

\* cited by examiner

(30) **Foreign Application Priority Data**

Jan. 15, 2018 (WO) ..... DM/099296

(51) **LOC (12) Cl.** ..... **10-07**

(52) **U.S. Cl.**  
USPC ..... **D10/126**

(58) **Field of Classification Search**  
USPC ..... D10/1, 6, 7, 8, 30, 31, 32, 37, 38, 39,  
D10/122, 123, 124, 125, 126, 132, 128  
CPC ..... G04B 1/00; G04B 19/00; G04B 19/02;  
G04B 19/046; G04B 19/06; G04B  
19/065; G04B 19/08; G04B 19/085;  
G04B 19/18; G04B 19/12; G04B 19/20;  
G04B 19/202; G04B 19/24; G04B 19/166  
See application file for complete search history.

*Primary Examiner* — Sheryl Lane  
*Assistant Examiner* — Samantha N Wood  
(74) *Attorney, Agent, or Firm* — Taft Stettinius &  
Hollister LLP

(57) **CLAIM**

The ornamental design for a watch dial, as shown and described.

**DESCRIPTION**

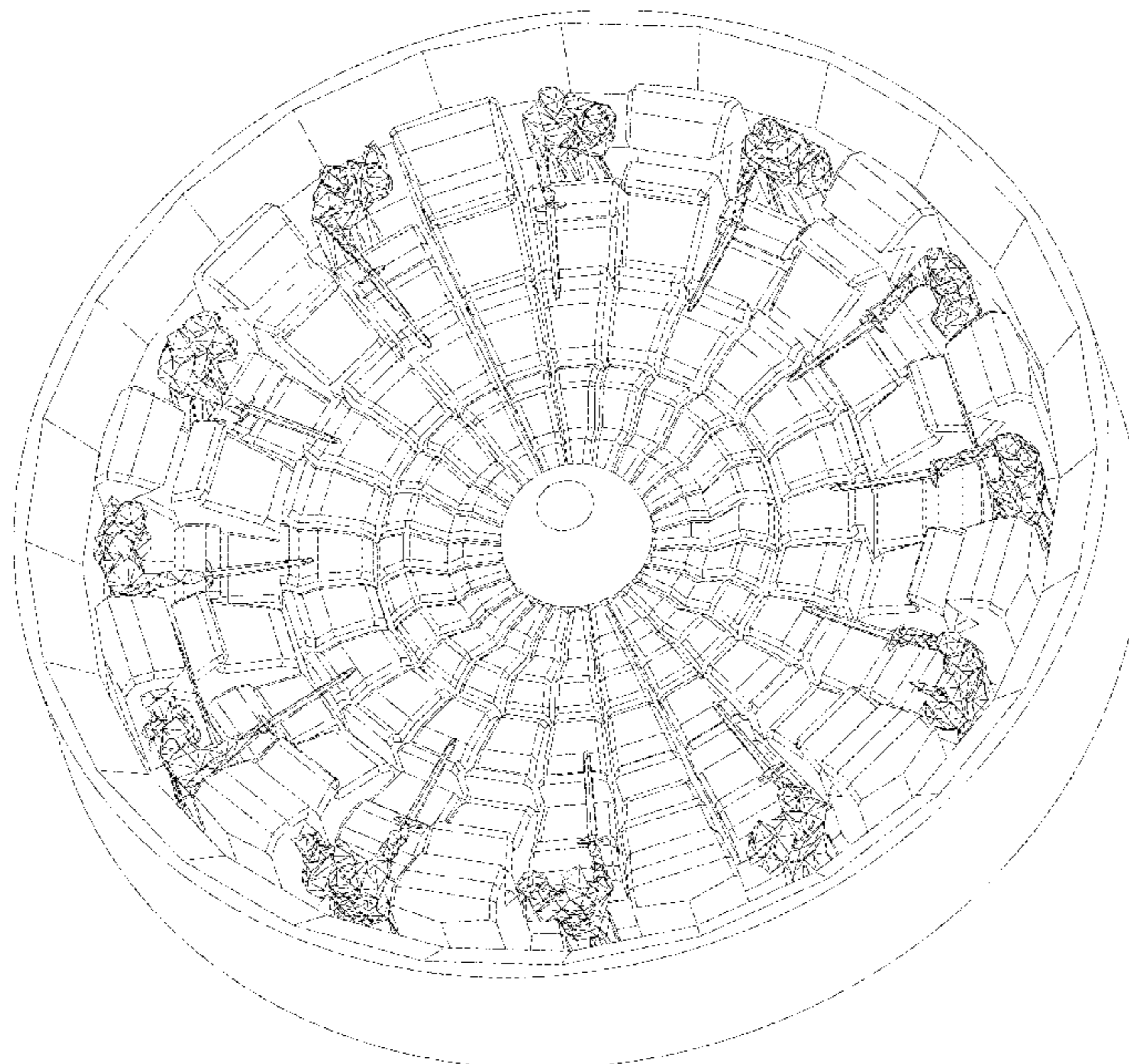
FIG. 1 is a front elevational view of a watch dial showing my new design;  
FIG. 2 is a back elevational view thereof;  
FIG. 3 is a right side elevational view thereof;  
FIG. 4 is a left side elevational view thereof;  
FIG. 5 is a top plan view thereof;  
FIG. 6 is a bottom plan view thereof;  
FIG. 7 is a front, right side perspective view thereof; and,  
FIG. 8 is a back, left side perspective view thereof.

(56) **References Cited**

**U.S. PATENT DOCUMENTS**

D111,296 S \* 9/1938 Barge ..... D10/126  
D122,266 S \* 9/1940 Hannan ..... D10/124  
D163,797 S \* 7/1951 Fargo ..... D10/124  
D351,116 S \* 10/1994 Kamei ..... D10/126

**1 Claim, 8 Drawing Sheets**





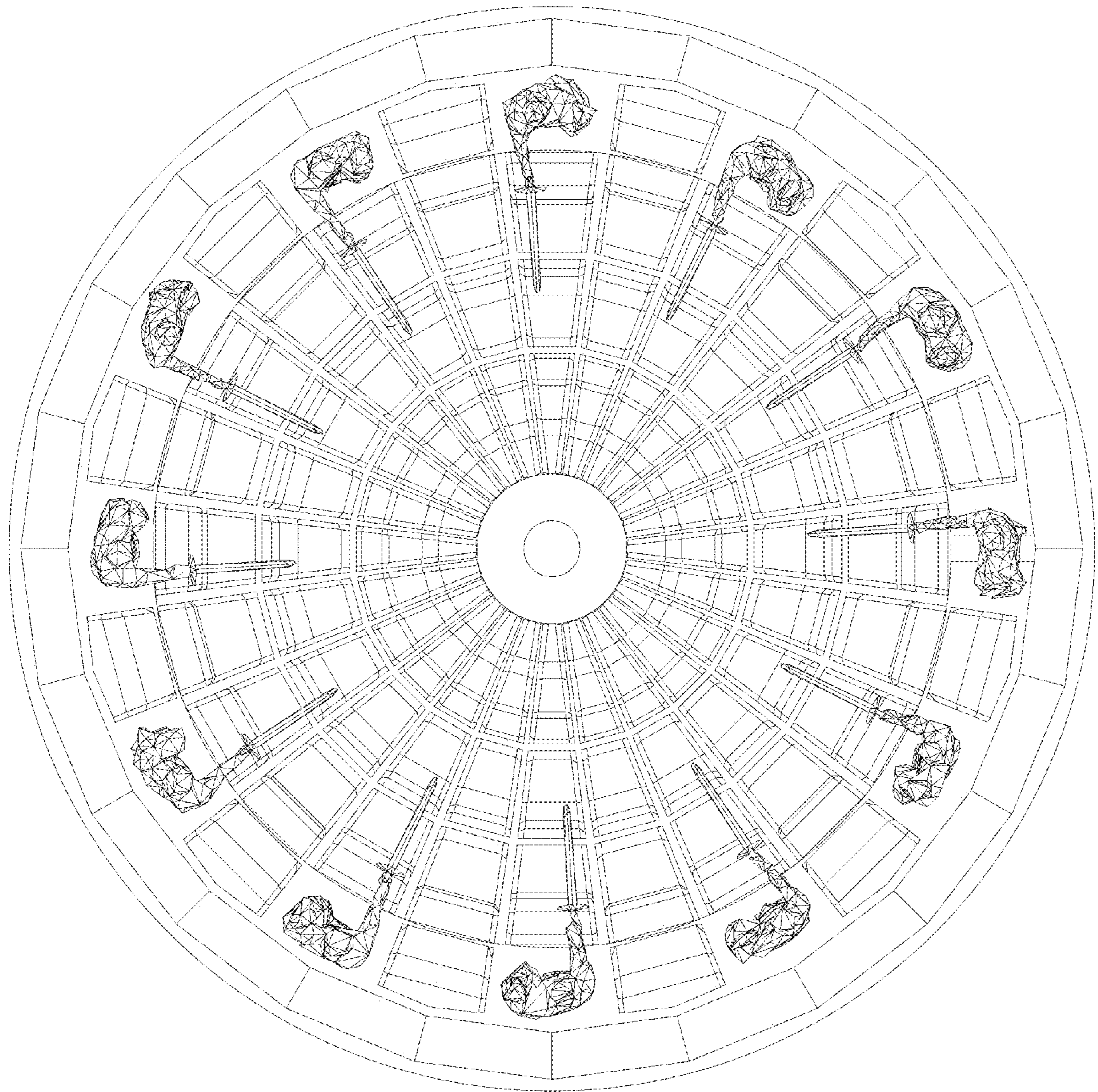


Fig. 1




Fig. 2



Fig. 3




Fig. 4




Fig. 5



Fig. 6



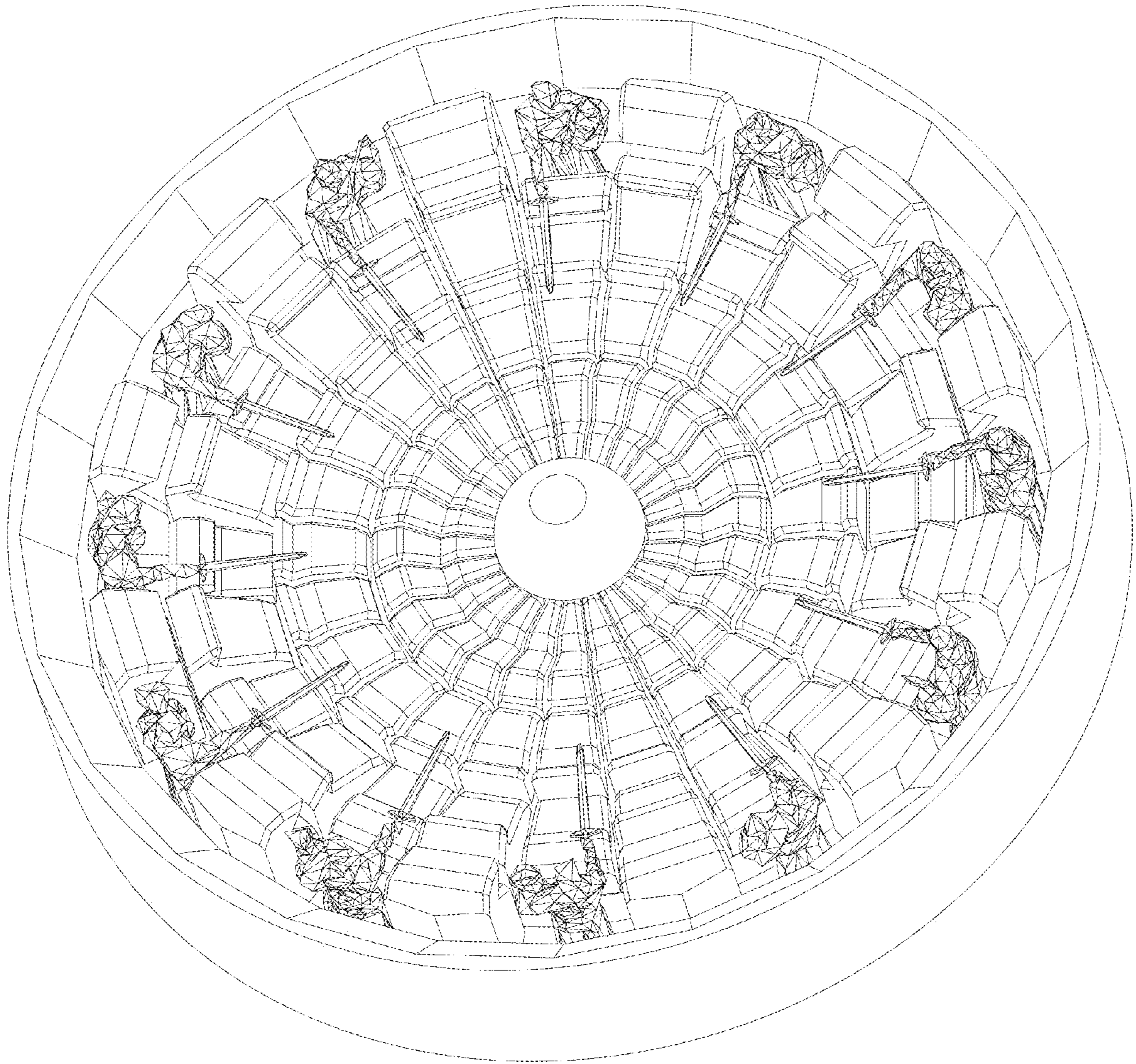


Fig. 7






Fig. 8