



US00D874272S

(12) **United States Design Patent** (10) **Patent No.:** **US D874,272 S**
Katopis (45) **Date of Patent:** **** Feb. 4, 2020**

- (54) **LEAF-STYLE PACKAGING CONTAINER**
- (71) Applicant: **Chris J. Katopis**, Washington, DC (US)
- (72) Inventor: **Chris J. Katopis**, Washington, DC (US)
- (73) Assignee: **Dorothy Katopis**, Hollis Hills, NY (US)
- (**) Term: **15 Years**
- (21) Appl. No.: **29/659,384**
- (22) Filed: **Aug. 8, 2018**
- (51) **LOC (12) Cl.** **09-07**
- (52) **U.S. Cl.**
USPC **D9/451**; D9/454; D9/658
- (58) **Field of Classification Search**
USPC D9/600, 655-664, 500-505, 516, 519, D9/434-454; 206/457, 494, 459.5, 527, 206/540; 229/116.1; 215/381-384, 400; D7/514-520, 539, 544, 571, 594, 599, D7/604, 613, 619.2, 623, 625, 628-630, D7/391-392.1; D3/270-271.8; D11/53-55, 63, 68, 82-84, 99-102, D11/105-106, 115, 128; D20/23-26, D20/30-32
CPC B65D 67/00; B65D 81/36; B65D 81/60; B65D 81/368; B65D 37/00; B65D 5/42; B65D 5/4208; B65D 77/00; A63H 33/10; A63H 33/16
See application file for complete search history.

D305,138 S	12/1989	Blasiman
D305,139 S	12/1989	Blasiman
D309,640 S	7/1990	Knudsen
D312,548 S	12/1990	Sewak
D321,631 S	11/1991	Shaw
D340,570 S	10/1993	Gray
D348,632 S	7/1994	Hollinger
D356,113 S	3/1995	Maggio
D368,989 S	4/1996	Prehart
D374,738 S	10/1996	Octavio
D382,219 S	8/1997	Renfrew
D385,750 S	11/1997	Ilaria et al.
D386,811 S	11/1997	Milicia
D388,235 S	12/1997	Wilson et al.
D393,321 S	4/1998	Chak
D421,643 S	3/2000	Mauk

(Continued)

OTHER PUBLICATIONS

Cannabis leaf stock photo, published Dec. 19, 2013. <https://www.shutterstock.com/image-photo/cannabis-leaf-isolated-on-white-background-114904339>.*

Primary Examiner — Sandra L Morris

(57) **CLAIM**

The ornamental design for a leaf-style packaging container, as shown and described.

DESCRIPTION

FIG. 1 is a front perspective view of a leaf-style packaging container, showing the new design; FIG. 2 is a front view thereof; FIG. 3 is a rear view thereof; FIG. 4 is a side view thereof; FIG. 5 is the opposite side view thereof; FIG. 6 is a top plan view thereof; and, FIG. 7 is a bottom view thereof.

In all figures, the broken lines showing the environmental subject matter are included for illustrative purposes and form no part of the claimed design.

1 Claim, 7 Drawing Sheets

(56) **References Cited**

U.S. PATENT DOCUMENTS

D216,734 S	*	3/1970	Zajac	D11/86
D256,443 S		8/1980	Ditto		
D289,501 S		4/1987	Sandy		
D305,136 S		12/1989	Blasiman		
D305,137 S		12/1989	Blasiman		



(56)

References Cited

U.S. PATENT DOCUMENTS

D429,632	S	8/2000	Del Bon	
D430,358	S *	8/2000	Papiernik	D28/91.1
D445,533	S	7/2001	Arnoldo	
D447,020	S	8/2001	Kapellas et al.	
D480,819	S	10/2003	Barbier	
D488,122	S	4/2004	Palo et al.	
D504,979	S *	5/2005	Lai	D28/79
D534,076	S *	12/2006	Green	A45D 40/0068 D9/454
D540,932	S	4/2007	Burgeson	
D554,529	S *	11/2007	Green	D9/726
D562,699	S *	2/2008	Green	D9/504
D564,900	S *	3/2008	Green	D9/504
D577,583	S *	9/2008	Porter	D9/447
D610,458	S *	2/2010	Martin	D9/504
D612,245	S *	3/2010	Canamasas Puigbo	D9/519
D619,902	S *	7/2010	Morgan	D9/658
D650,280	S *	12/2011	de Peyerimhoff	D9/454
D696,555	S *	12/2013	Kolano	D7/590
D724,055	S	3/2015	Tice	
D746,106	S	12/2015	Chan	
D746,683	S *	1/2016	Fahl	D9/454
D771,493	S	11/2016	Katopis	
D773,932	S	12/2016	Katopis	
D788,538	S	6/2017	Vukkisila	
D835,507	S *	12/2018	Katopis	D9/451
D838,601	S *	1/2019	Katopis	D9/658

* cited by examiner



FIG. 1



FIG. 2

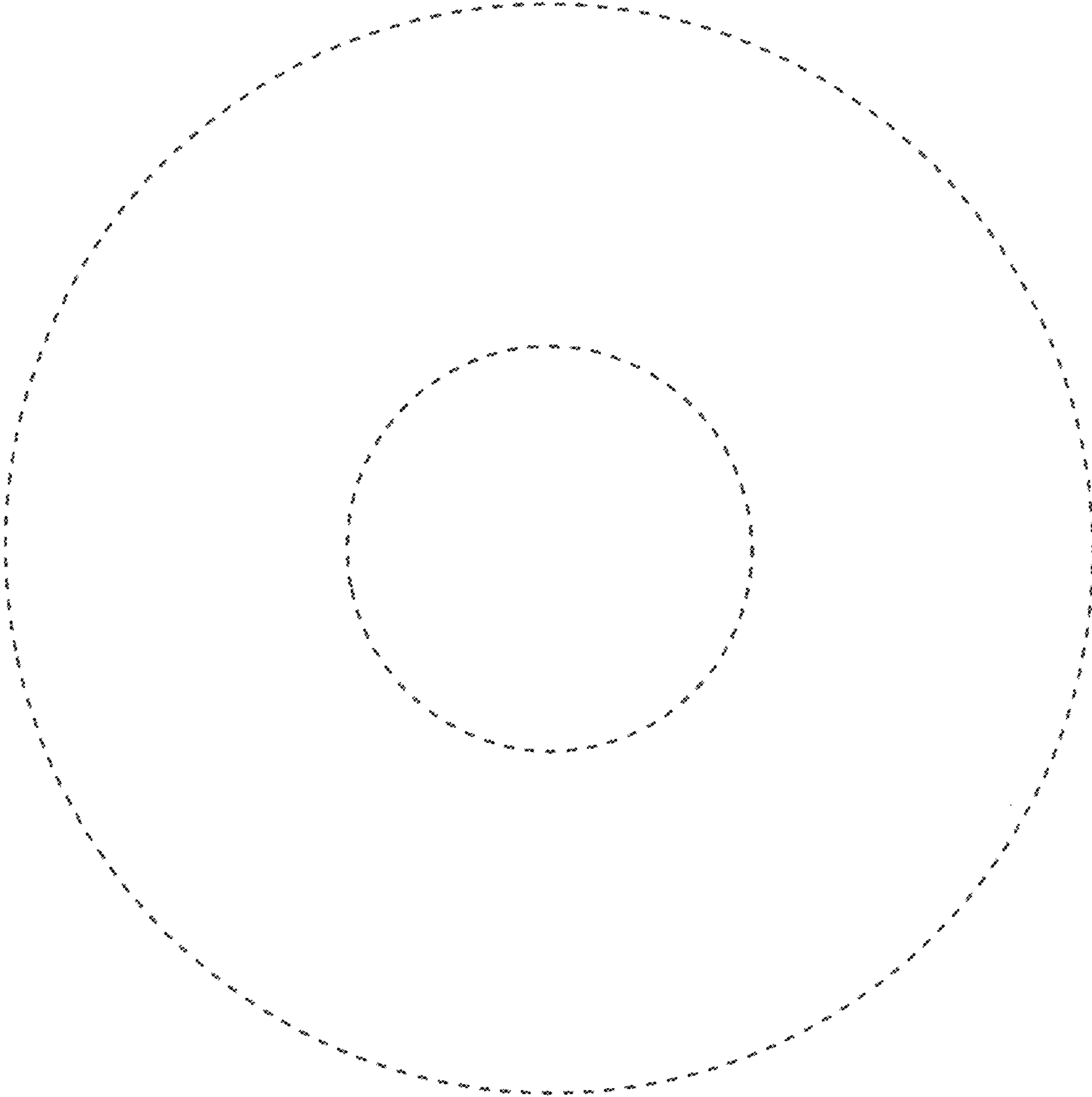


FIG. 3

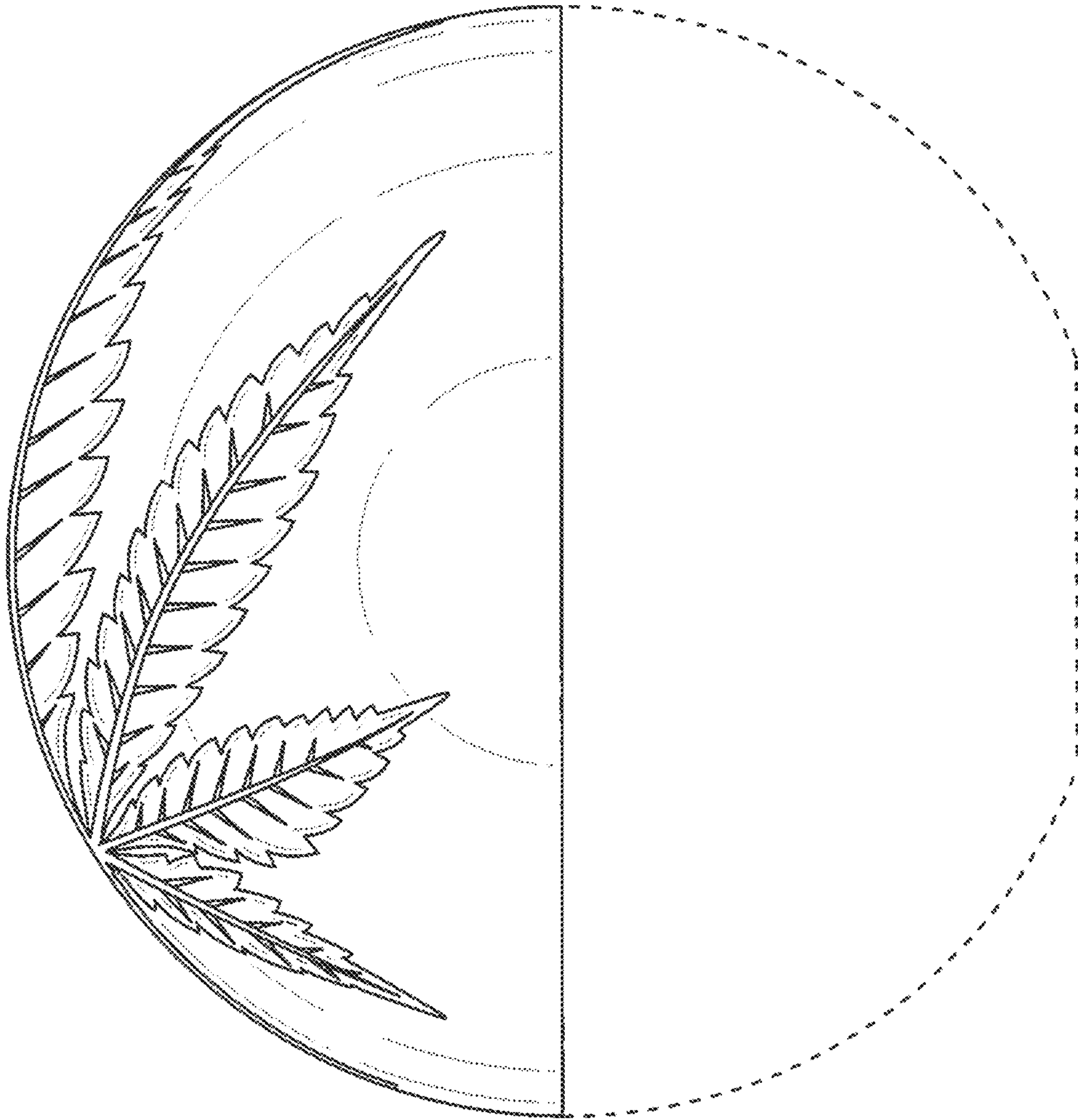


FIG. 4

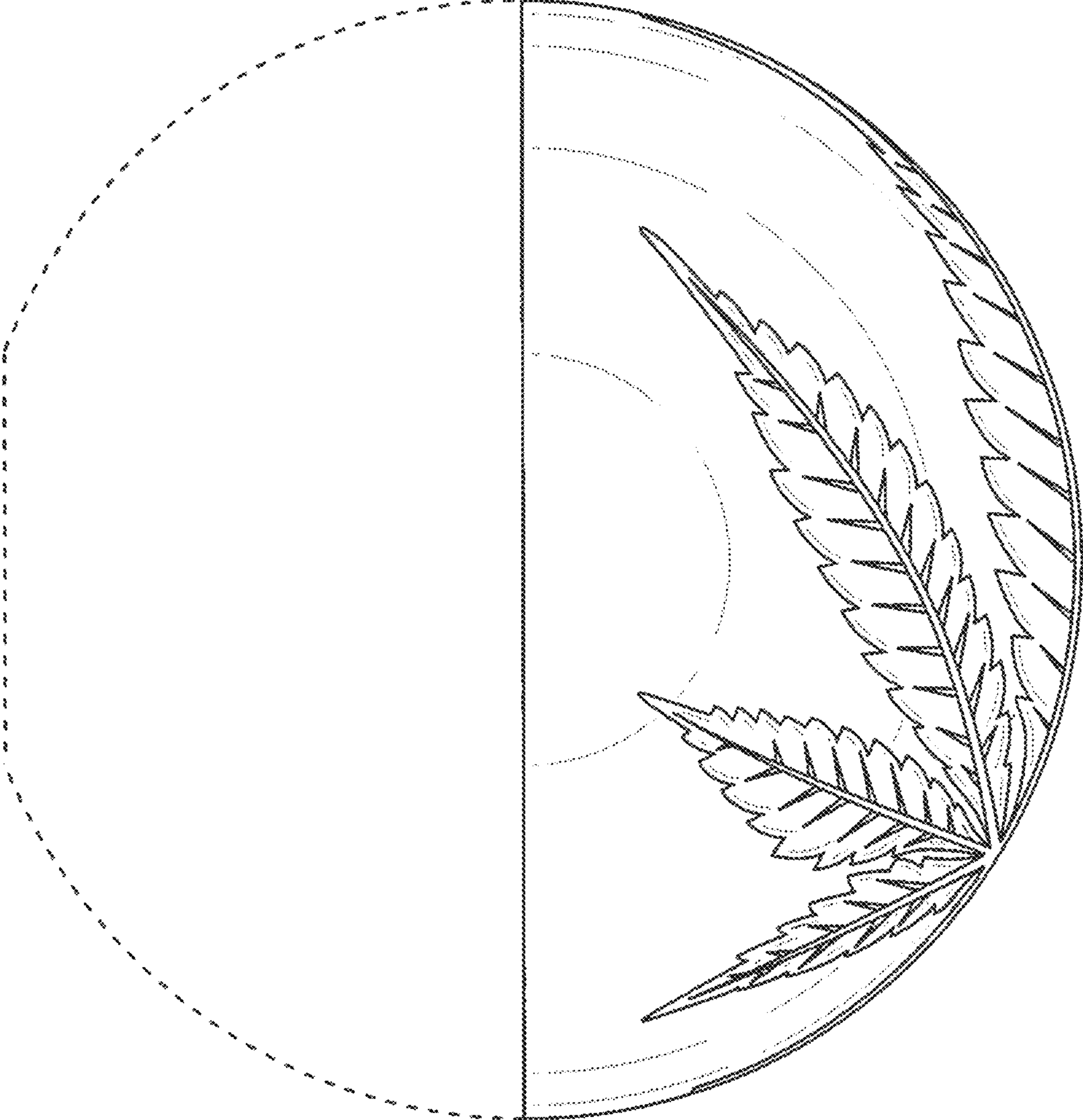


FIG. 5

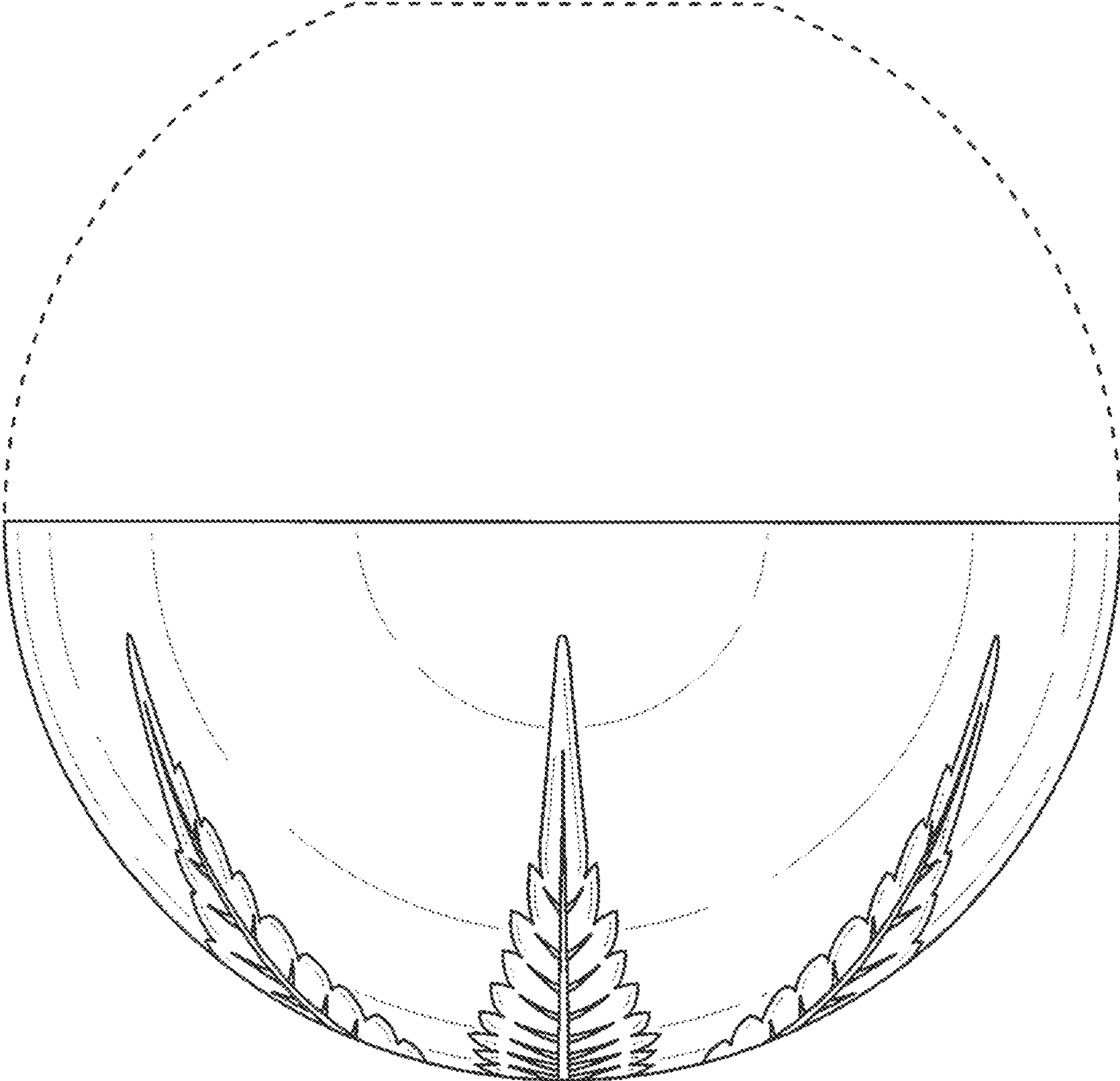


FIG. 6

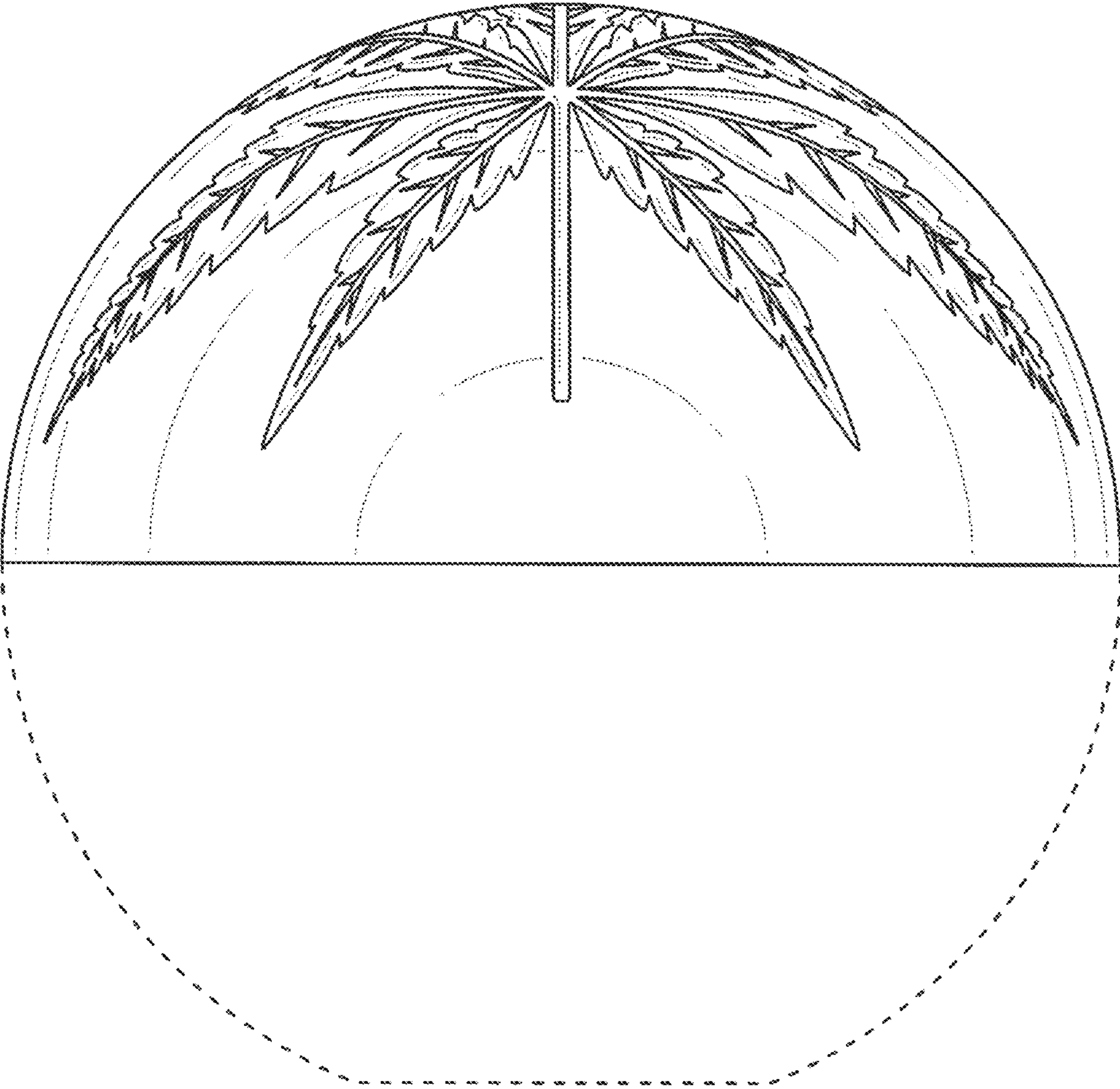


FIG. 7