



US00D874270S

(12) **United States Design Patent** (10) **Patent No.:** **US D874,270 S**
Seo et al. (45) **Date of Patent:** **** Feb. 4, 2020**

(54) **BOX**
(71) Applicant: **Samsung Electronics Co., Ltd.**,
Suwon-si (KR)

D782,299 S * 3/2017 Brody D9/432
D799,964 S * 10/2017 Abel D9/499
D829,094 S * 9/2018 Kang D9/432

(72) Inventors: **Won-Kyoung Seo**, Hanam-si (KR);
Yeun-Hee Jo, Suwon-si (KR)

FOREIGN PATENT DOCUMENTS

DE 402016000084-0006 12/2016
DE 402016000084-0009 12/2016
EM 002093302-0008 8/2012

(73) Assignee: **Samsung Electronics Co., Ltd.**,
Suwon-si (KR)

OTHER PUBLICATIONS

(**) Term: **15 Years**

“10 Geometric Art Explorations” [2016]www.weareteachers.com
Mar. 28, 2016 <<https://www.weareteachers.com/10-geometric-art-explorations/>>.

(21) Appl. No.: **29/662,407**

“Modelo inconsutil blanco y negro con formas germetricas” [2018]
www.es.dreamstime.com Jul. 23, 2018 <<https://es.dramstime.com/stock-de-ilustraci%C3%B3n-modelo-incons%C3%BAtil-blanco-y-negro-con-formas-geom%C3%A9tricas-image65488662>>.

(22) Filed: **Sep. 5, 2018**

(30) **Foreign Application Priority Data**

Mar. 5, 2018 (KR) 30-2018-001653

* cited by examiner

(51) **LOC (12) Cl.** **09-07**

Primary Examiner — Vy N Koenig

(52) **U.S. Cl.**

(74) *Attorney, Agent, or Firm* — NSIP Law

USPC **D9/434**; D9/432

(58) **Field of Classification Search**

(57) **CLAIM**

USPC D9/414–423, 424–429, 430–433, 434,
D9/456, 457, 711, 713, 721–722, 600
CPC ... B65D 5/00; B65D 5/02; B65D 5/18; B65D
5/20

We claim the ornamental design for a box, as shown and
described.

See application file for complete search history.

DESCRIPTION

(56) **References Cited**

FIG. 1 front perspective view of a box showing our new
design;

U.S. PATENT DOCUMENTS

D83,245 S * 2/1931 Boyer D9/713
D90,803 S * 10/1933 Cummings D9/433
D377,144 S * 1/1997 Sawa D9/432
D434,651 S * 12/2000 Guzman D9/422
D590,250 S * 4/2009 Seol D5/56
D674,705 S * 1/2013 Thompson D9/661
D748,979 S * 2/2016 Choi D9/434
D764,286 S * 8/2016 Dumville D9/432
D781,701 S * 3/2017 Brody D9/432

FIG. 2 is a front view thereof;
FIG. 3 is a rear view thereof;
FIG. 4 is a left-side view thereof;
FIG. 5 is a right-side view thereof;
FIG. 6 is a top plan view thereof; and,
FIG. 7 is a bottom plan view thereof.
The evenly spaced broken lines in the figures depict envi-
ronmental subject matter and form no part of the claimed
design.

1 Claim, 7 Drawing Sheets

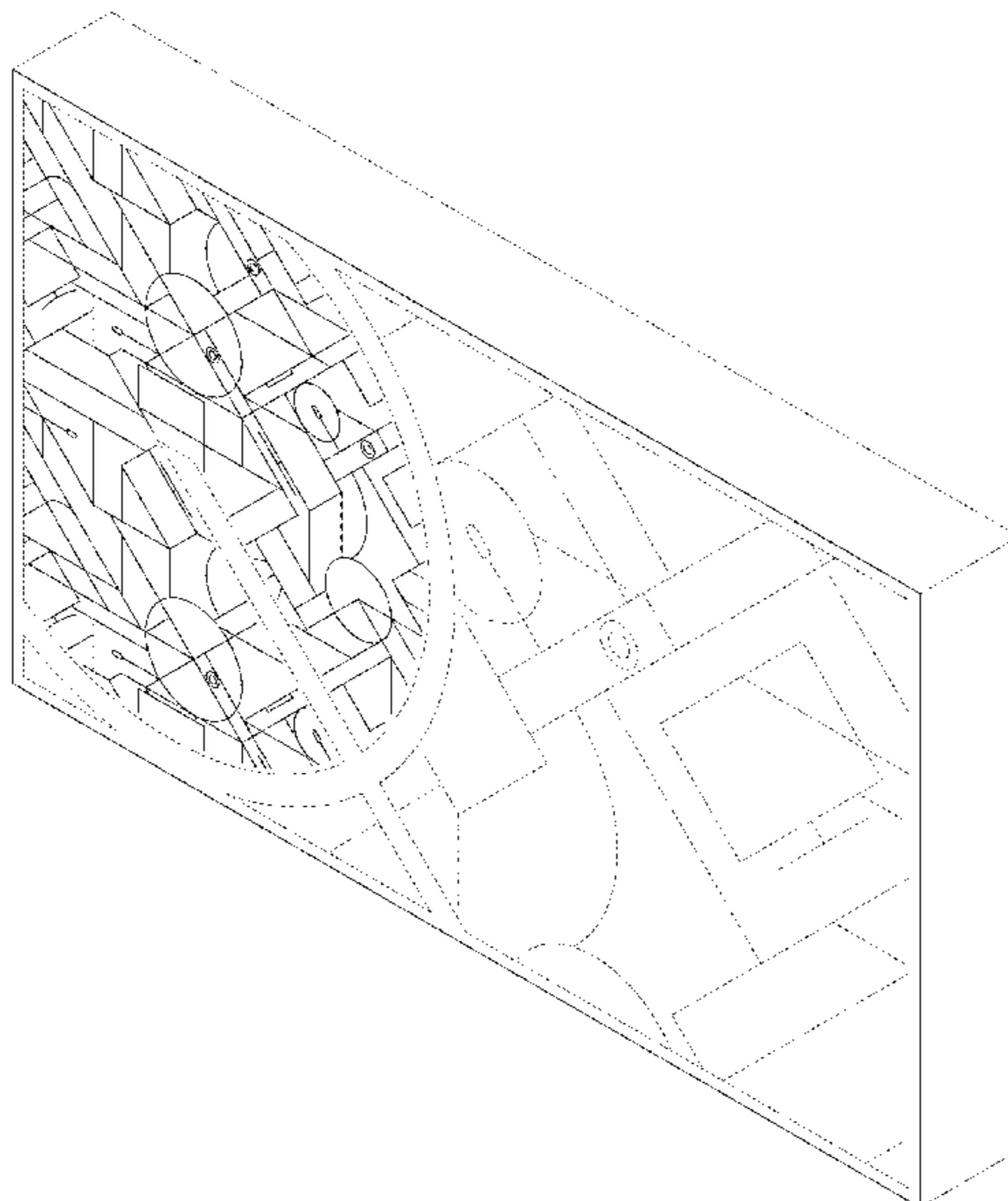


FIG. 1




FIG. 2




FIG. 3



FIG. 4



FIG. 5




FIG. 6




FIG. 7

