



US00D874245S

(12) **United States Design Patent** (10) **Patent No.:** **US D874,245 S**
Whited et al. (45) **Date of Patent:** **** Feb. 4, 2020**

(54) **SLEEVE FOR HANDLE PULLER** 1,893,414 A * 1/1933 Johnson B25B 27/02
29/261

(71) Applicant: **WORTHINGTON CYLINDERS** 2,036,782 A * 4/1936 Ullmo B25B 27/062
WISCONSIN, LLC, Worthington, OH 29/263
(US) D207,766 S * 5/1967 Keane D23/245
D208,428 S * 8/1967 Holliday 411/431
4,229,999 A * 10/1980 Rottigni B25B 27/24
7/100

(72) Inventors: **Todd Whited**, Avon, OH (US); **Jeffrey**
White, Avon Lake, OH (US); **Vincent J**
Rienzi, Lakewood, OH (US) 5,519,929 A 5/1996 Bleckman
D474,832 S * 5/2003 Ripkey D23/245
6,665,919 B1 * 12/2003 Kurtz B25B 27/023
269/3

(73) Assignee: **WORTHINGTON CYLINDERS** 6,929,024 B1 * 8/2005 Rucker B25B 27/062
WISCONSIN, LLC, Worthington, OH 137/315.41
(US) D612,716 S * 3/2010 Lutz D8/397
D632,763 S * 2/2011 McCarthy D23/262
8,925,167 B1 * 1/2015 Miller B25B 27/023
254/20

(**) Term: **15 Years** D746,129 S * 12/2015 Kishida D8/399
D792,202 S * 7/2017 Baiz D8/387
2001/0032385 A1 * 10/2001 Abdelmoula B25B 27/023
29/426.5

(21) Appl. No.: **29/578,322**

(22) Filed: **Sep. 20, 2016**

(51) **LOC (12) Cl.** **08-05**

(52) **U.S. Cl.**
USPC **D8/354**; D8/397

(58) **Field of Classification Search**
USPC D8/14, 71, 321, 322, 354, 394, 397, 399;
D23/200, 245, 499
CPC B25B 27/02; B25B 27/023; B25B 27/06;
B25B 27/10; B25B 27/062; B25B 27/24;
B25B 27/0035; Y10T 29/53952; Y10T
29/53957; Y10T 279/17247; Y10T
279/17948; Y10T 29/53883; H01R
9/0524

See application file for complete search history.

(56) **References Cited**
U.S. PATENT DOCUMENTS

1,381,101 A * 6/1921 Albertson B25B 27/06
29/263

1,654,310 A * 12/1927 Reiter B25B 27/023
29/263

1,662,538 A * 3/1928 Richmond B25B 27/02
173/91

(Continued)

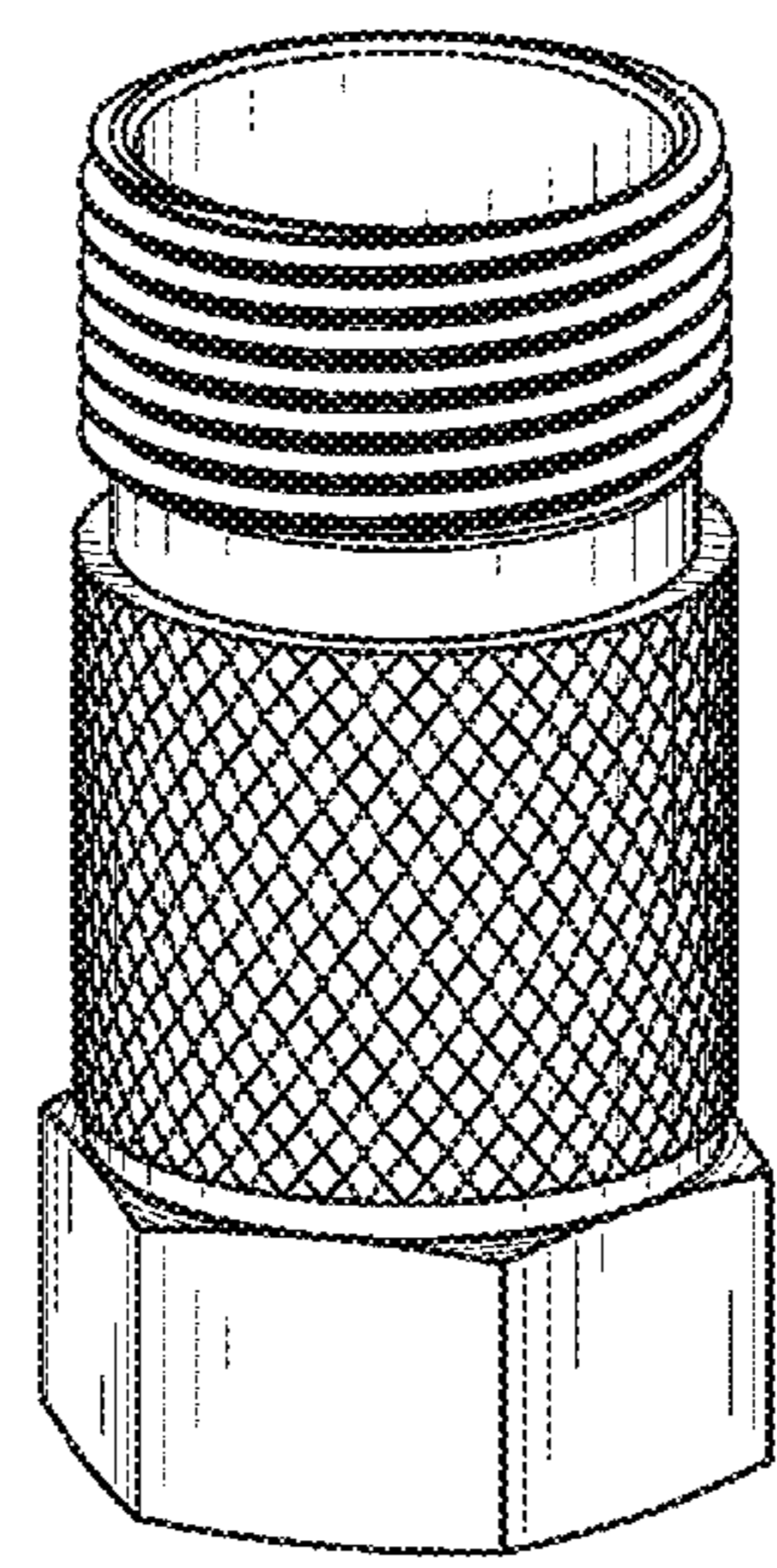
Primary Examiner — Sandra S Snapp
Assistant Examiner — Ieisha N Price
(74) *Attorney, Agent, or Firm* — Tucker Ellis LLP

(57) **CLAIM**
The ornamental design for a sleeve for handle puller, as shown and described.

DESCRIPTION

FIG. 1 is a perspective view of a sleeve for handle puller showing the design;
FIG. 2 is a top view thereof;
FIG. 3 is a bottom view thereof;
FIG. 4 is a right side view thereof; and,
FIG. 5 is a front view thereof.
The broken lines in the drawings illustrate portions of the sleeve for handle puller which form no part of the claimed design.

1 Claim, 1 Drawing Sheet



(56)

References Cited

U.S. PATENT DOCUMENTS

2003/0188410 A1* 10/2003 English B25B 27/023
29/263
2005/0136735 A1* 6/2005 Rodrigues H01R 9/0524
439/578
2008/0235930 A1* 10/2008 English B25B 27/062
29/426.5
2017/0248181 A1* 8/2017 Wang B25B 27/0035
2019/0070715 A1* 3/2019 Tharpe B25B 27/0035

* cited by examiner

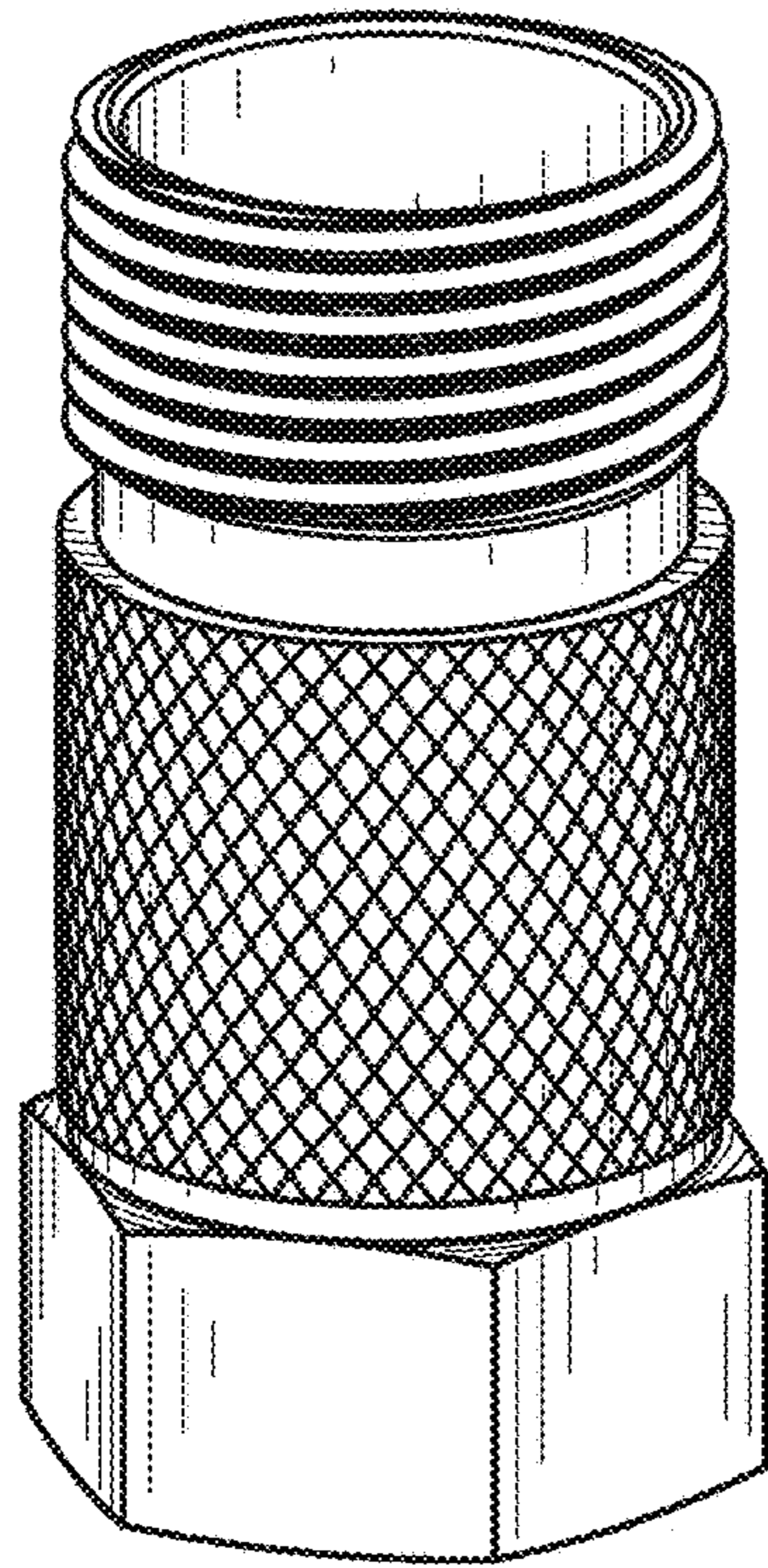


Fig. 1

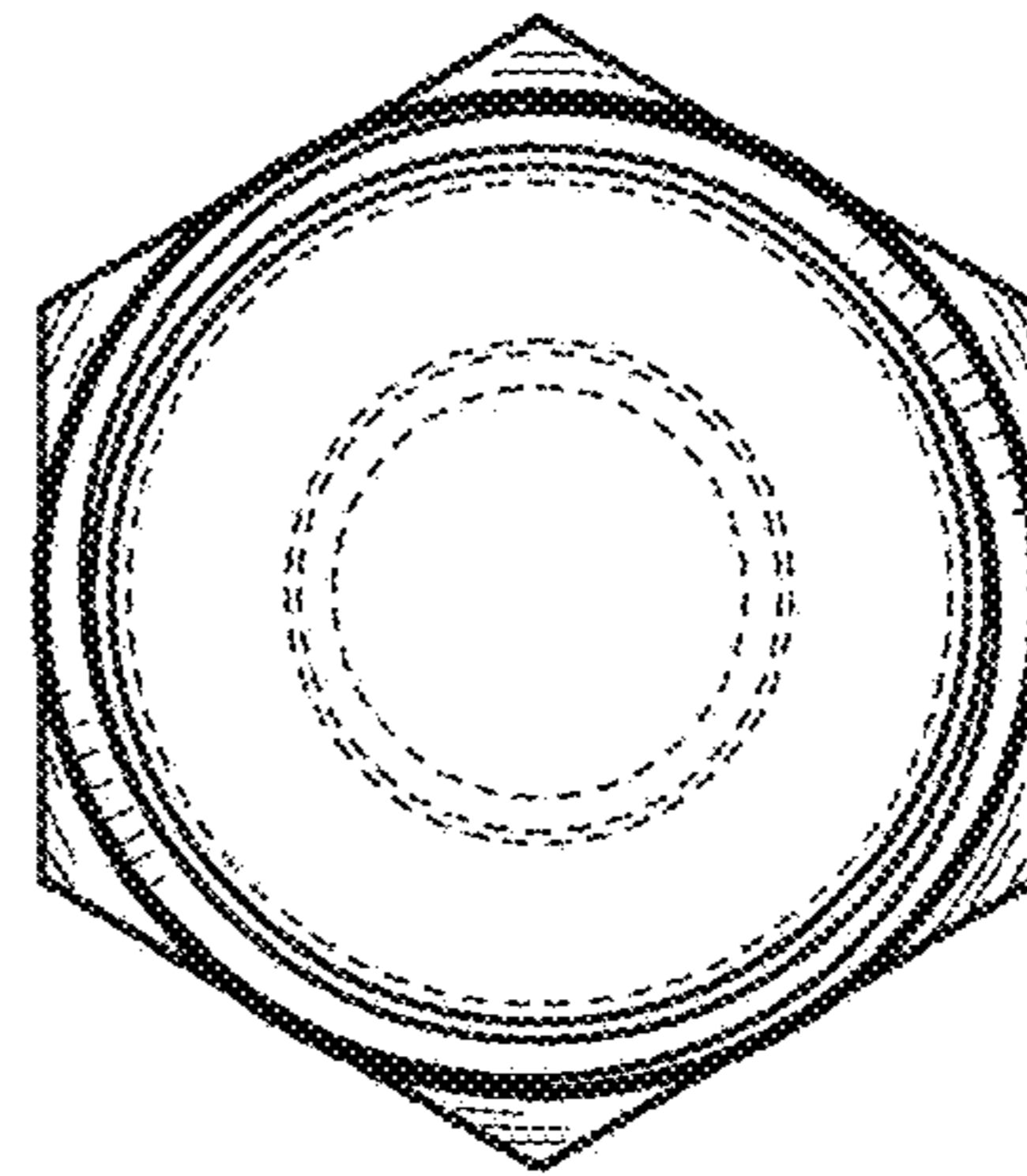


Fig. 2

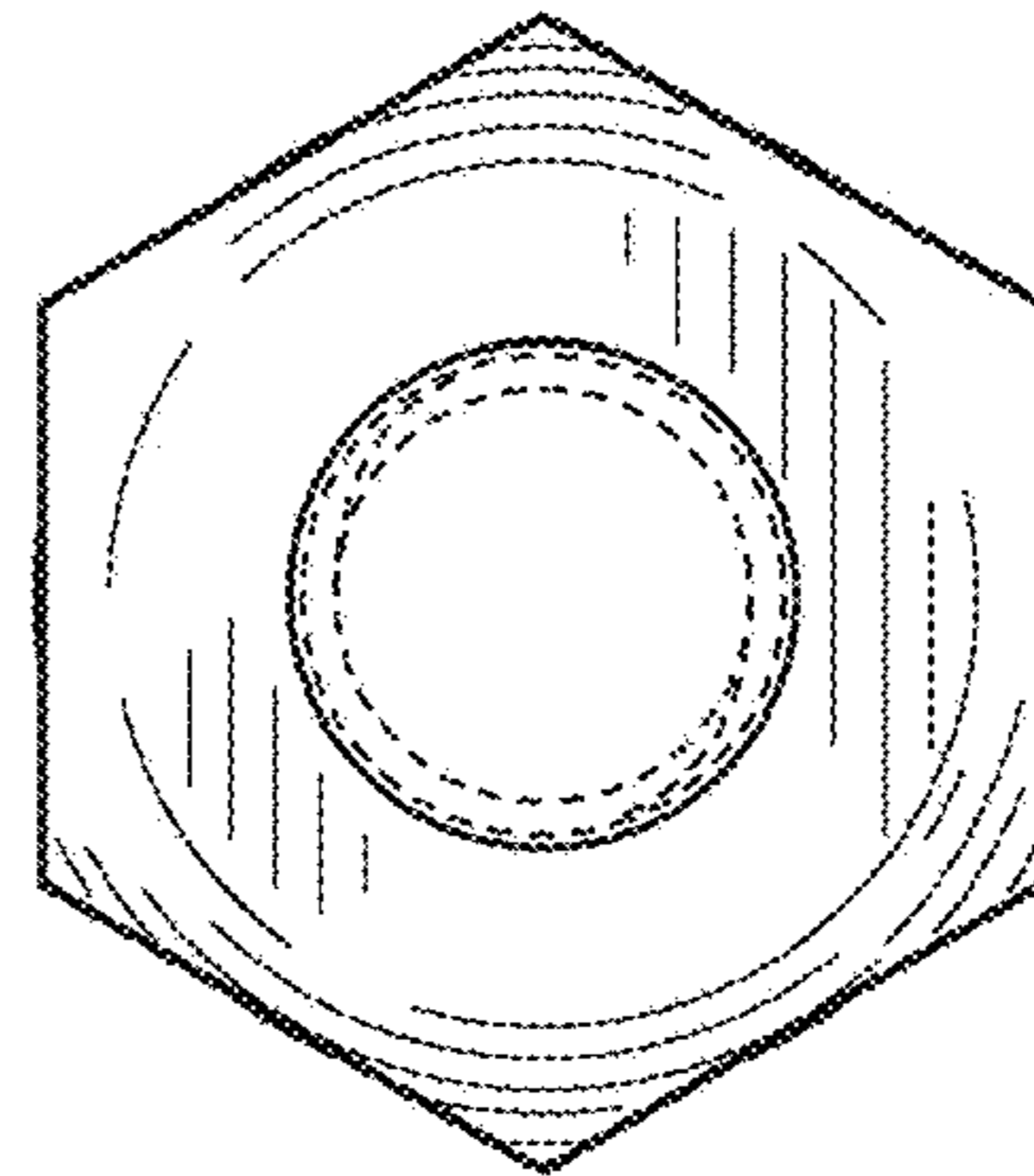


Fig. 3

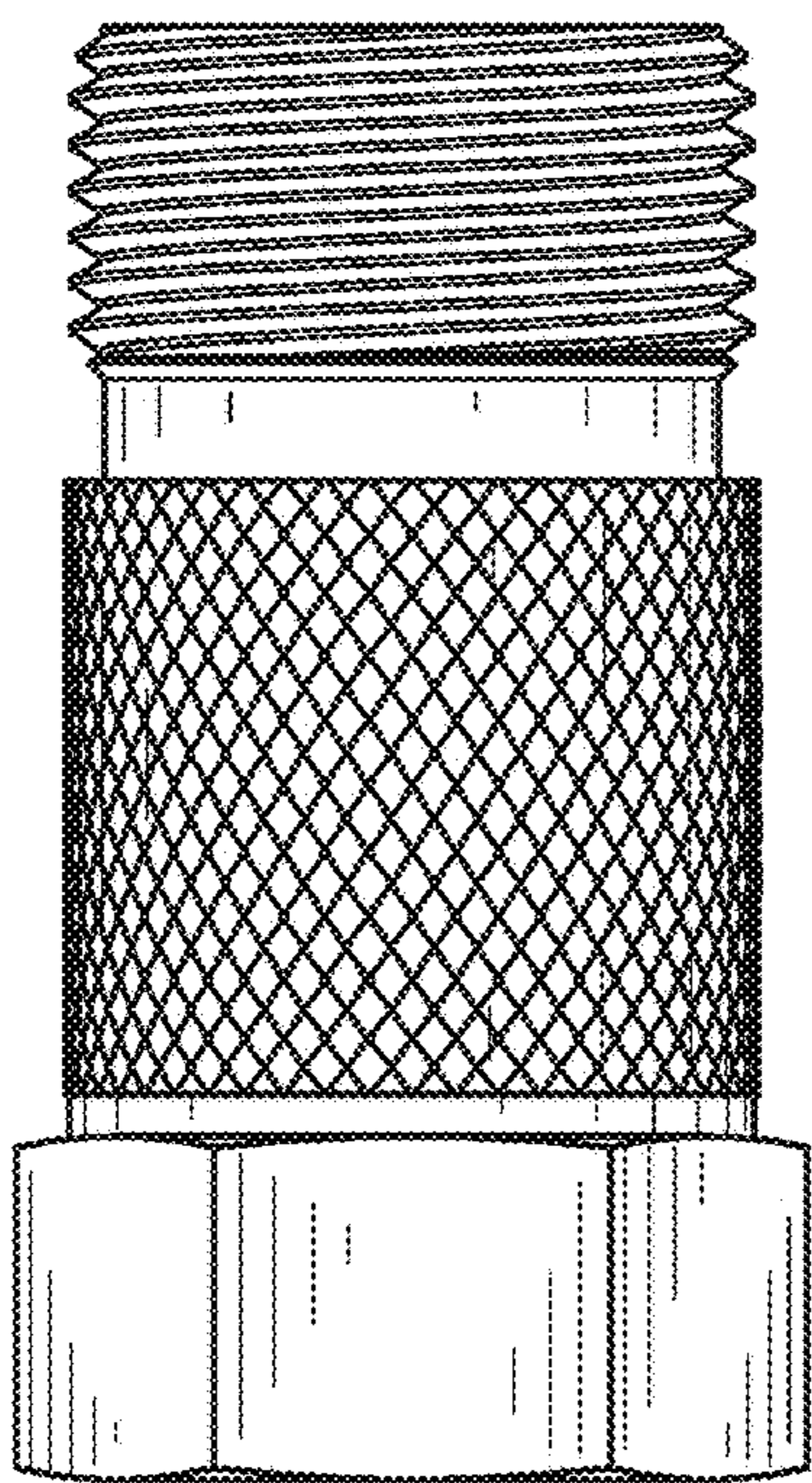


Fig. 4

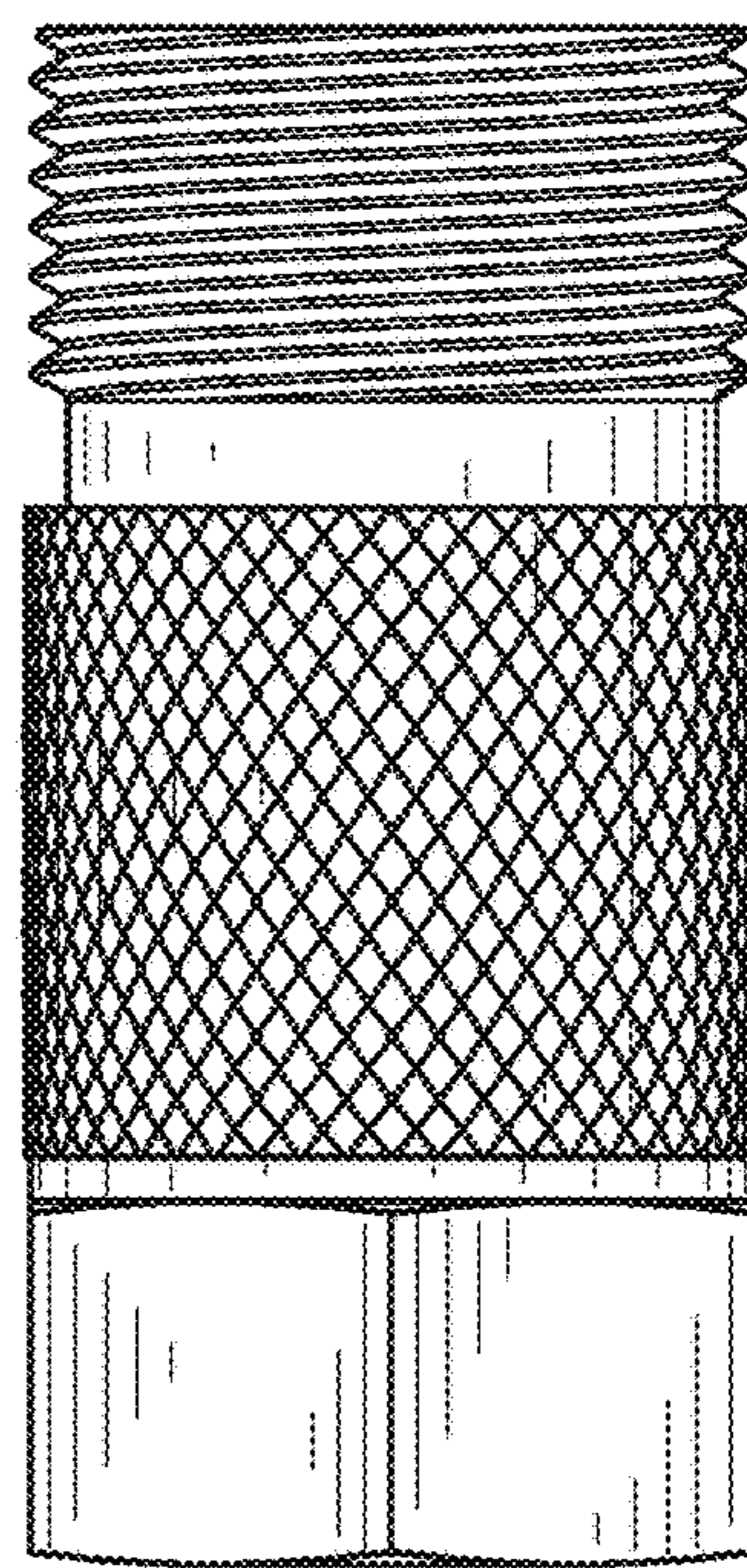


Fig. 5