



US00D874230S

(12) **United States Design Patent** (10) **Patent No.:** **US D874,230 S**
Dash (45) **Date of Patent:** **** Feb. 4, 2020**

(54) **SPICE GRINDER**
(71) Applicant: **StoreBound LLC**, New York, NY (US)
(72) Inventor: **Evan Dash**, New York, NY (US)
(73) Assignee: **STOREBOUND LLC**, New York, NY (US)
(**) Term: **15 Years**

D583,634 S * 12/2008 Ng D7/597
D685,616 S * 7/2013 DeMaio D7/679
2005/0274835 A1* 12/2005 Huang A47J 42/04
241/169.1

* cited by examiner

Primary Examiner — Terry A Wallace

(74) *Attorney, Agent, or Firm* — Belles Katz LLC

(21) Appl. No.: **29/655,442**
(22) Filed: **Jul. 3, 2018**
(51) **LOC (12) Cl.** **07-04**
(52) **U.S. Cl.**
USPC **D7/679**
(58) **Field of Classification Search**
USPC D7/679, 590–597, 372, 373; D9/500,
D9/503, 504
CPC ... A21C 1/04; A47J 42/34; A47J 42/00; A47J
42/04; A47J 42/14; A47J 42/18; A47J
42/24; A47J 42/42; A47J 42/46; A47J
42/06; A47J 42/08; A47J 42/40; A47J
43/044; A47J 43/0722; A47J 43/06; A47J
43/25; A47J 43/255; A24C 5/40; B02C
18/08; B02C 18/24; B02C 18/16
See application file for complete search history.

(57) **CLAIM**

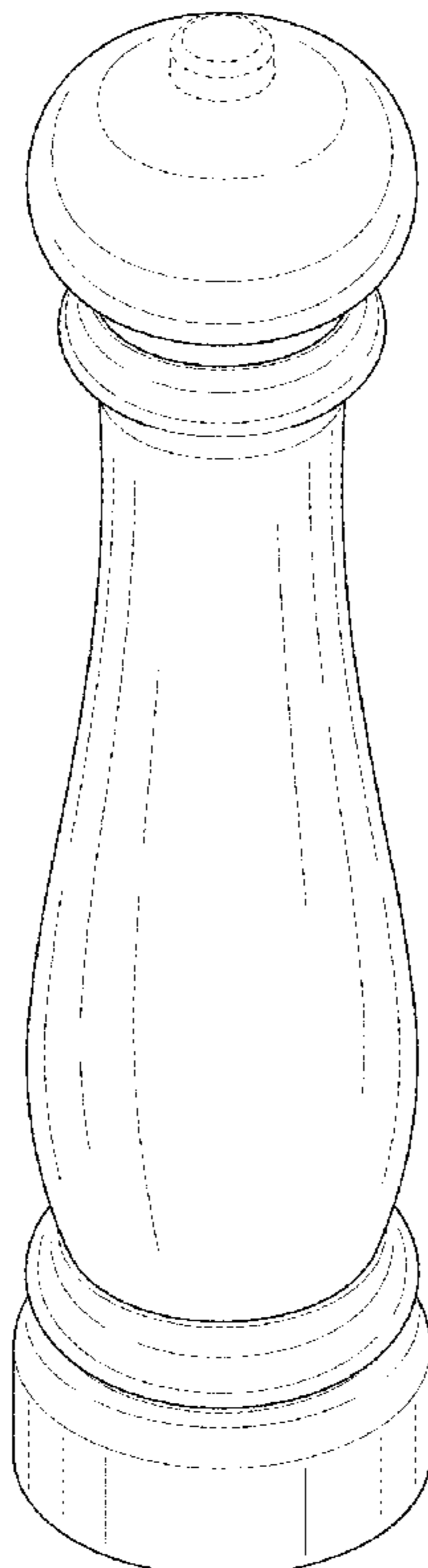
The ornamental design for a spice grinder, as shown and described.

DESCRIPTION

FIG. 1 is a front top perspective view of a spice grinder according to the new design;
FIG. 2 is a rear bottom perspective view thereof;
FIG. 3 is a front elevation view thereof, wherein each of the rear elevation view, the left-side elevation view, and the right-side elevation view thereof is identical thereto;
FIG. 4 is a top plan view thereof; and,
FIG. 5 is a bottom plan view thereof.
The broken lines illustrate portions of the spice grinder that form no part of the claimed design.

(56) **References Cited**
U.S. PATENT DOCUMENTS
D484,371 S * 12/2003 Tang D7/679
7,207,511 B2 * 4/2007 Ng A47J 42/06
241/101.3

1 Claim, 4 Drawing Sheets



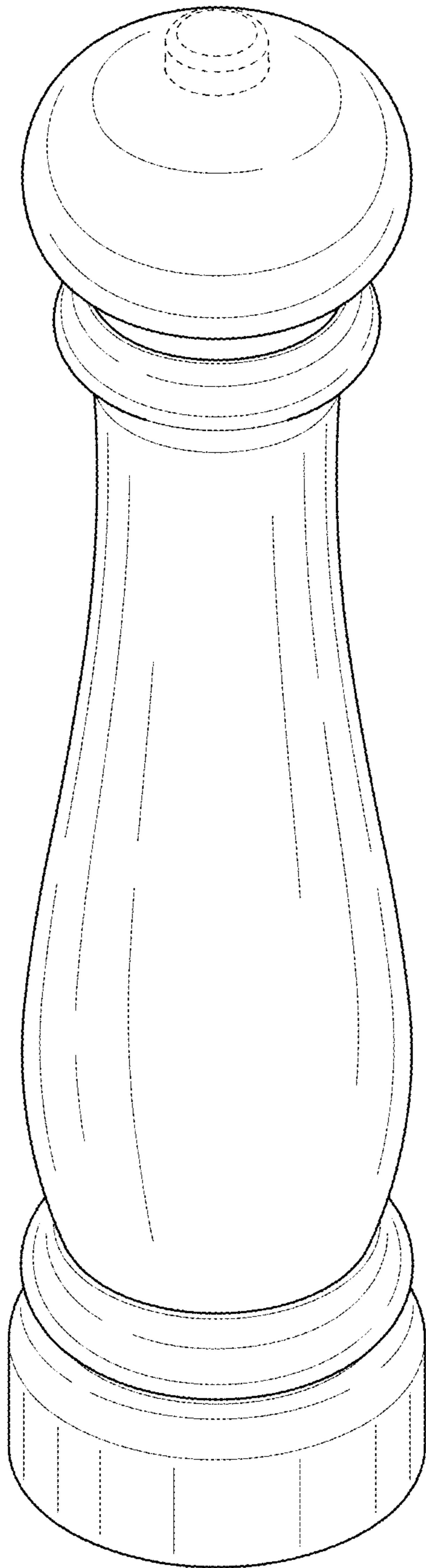


FIG. 1

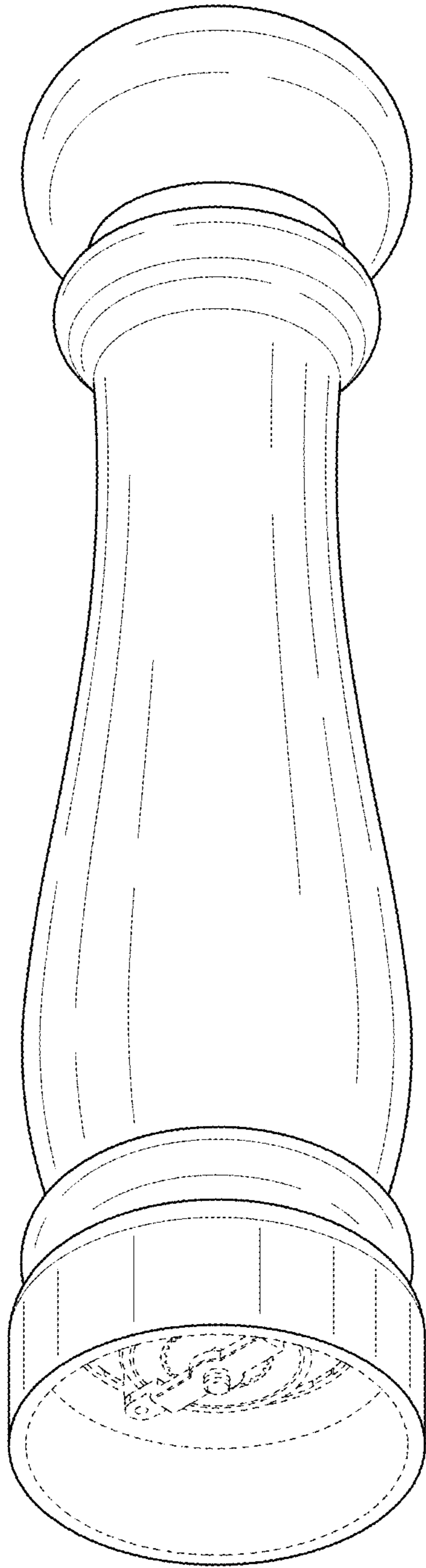


FIG. 2

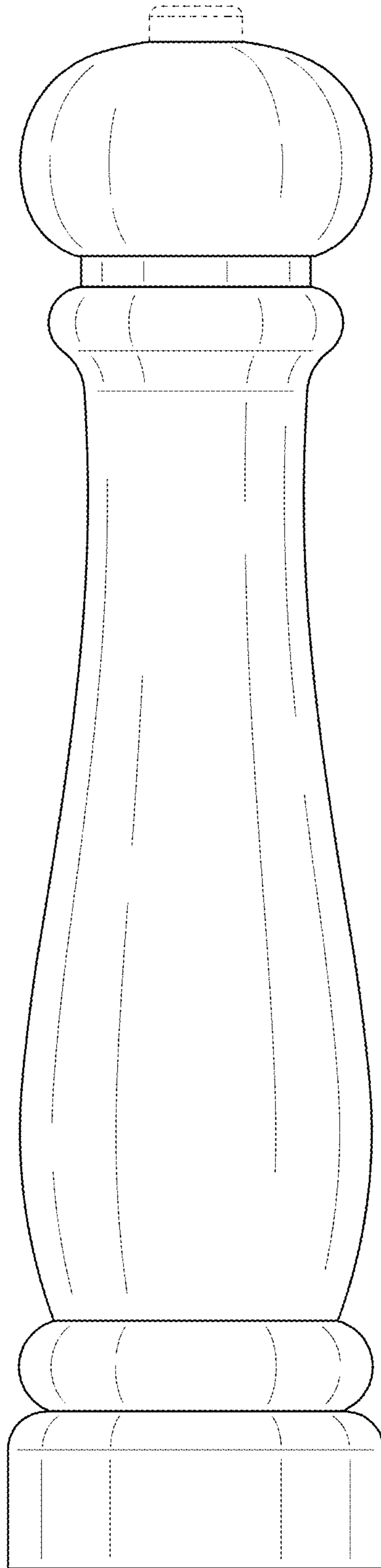


FIG. 3

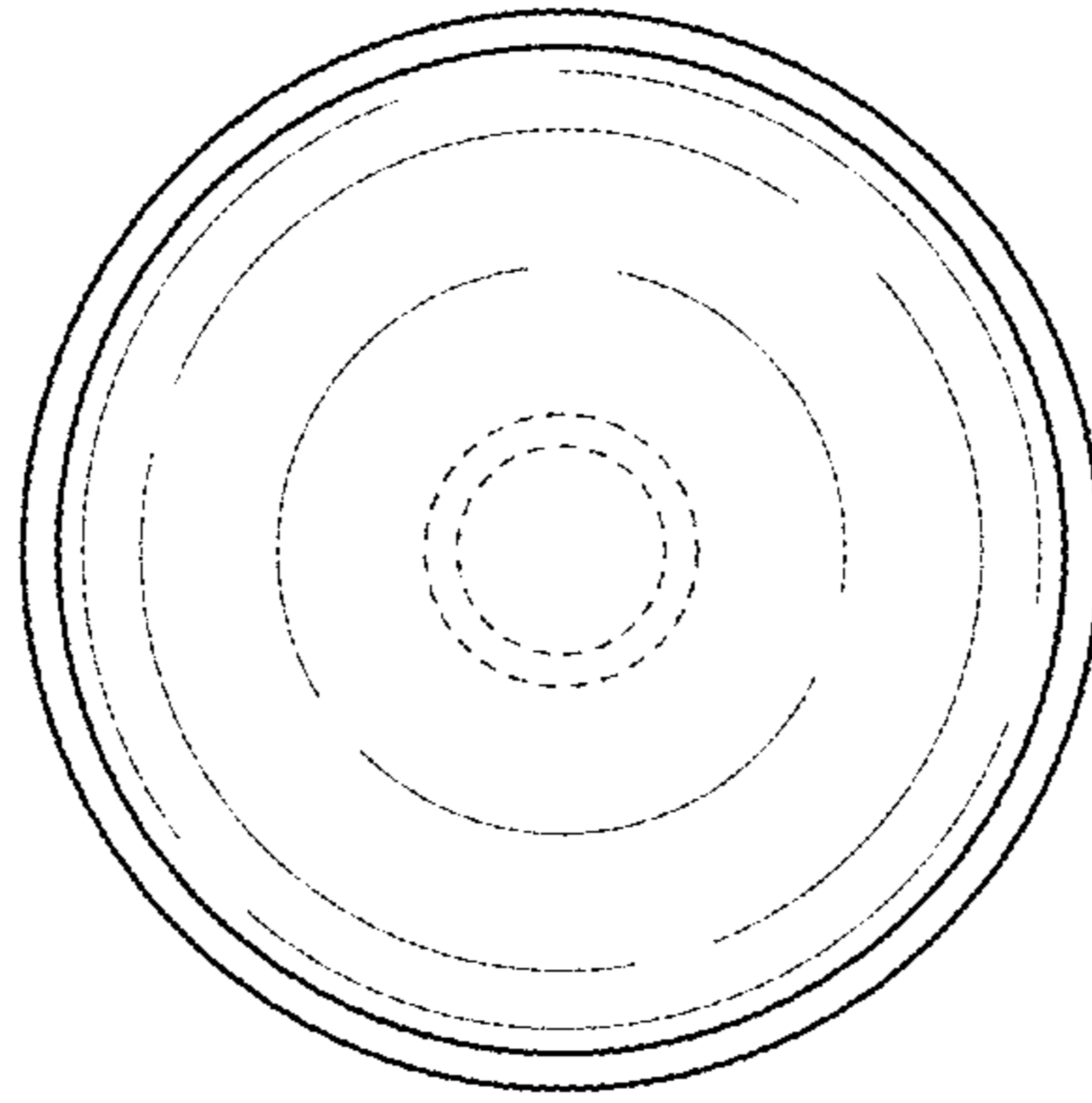


FIG. 4

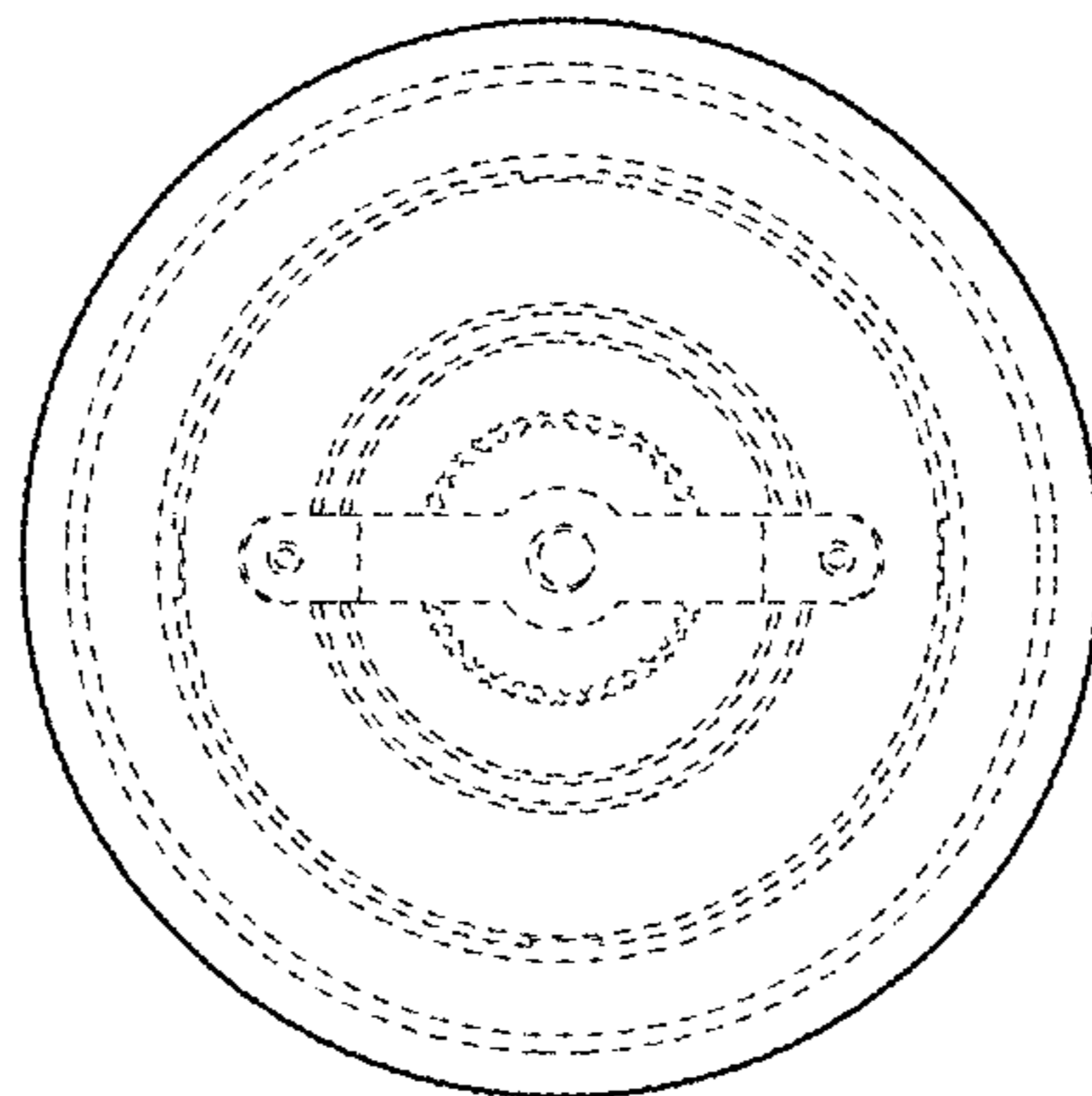


FIG. 5