



US00D874195S

(12) **United States Design Patent** (10) **Patent No.:** **US D874,195 S**  
**Galiotto** (45) **Date of Patent:** **\*\* Feb. 4, 2020**

(54) **TABLE**

- (71) Applicant: **Nardi S.p.A.**, Chiampo (VI) (IT)
- (72) Inventor: **Raffaello Galiotto**, Chiampo (IT)
- (73) Assignee: **NARDI S.P.A.**, Chiampo (VI) (IT)
- (\*\*) Term: **15 Years**
- (21) Appl. No.: **29/636,443**
- (22) Filed: **Feb. 8, 2018**

**Related U.S. Application Data**

- (62) Division of application No. 35/502,061, filed on Oct. 12, 2016 (U.S. filing date under 35 U.S.C. 384), and having an international filing date of Oct. 12, 2016, now Pat. No. Des. 818,286.

(30) **Foreign Application Priority Data**

Jun. 17, 2016 (EM) ..... 003226489

- (51) **LOC (12) Cl.** ..... **06-03**

- (52) **U.S. Cl.**  
USPC ..... **D6/686; D6/691.1**

- (58) **Field of Classification Search**  
USPC .... D6/641, 642, 685, 686, 691, 691.1–691.9  
CPC ..... A47B 1/00; A47B 1/04; A47B 2001/025;  
A47B 2001/105; A47B 7/00; A47B  
13/00; A47B 13/003; A47B 13/02; A47B  
13/04; A47B 13/06; A47B 13/08; A47B  
13/12; A47B 21/00; A47B 2200/0001;  
A47B 2200/0011; A47B 2200/0015;  
A47B 2200/0035; A47B 2200/0039;  
A47B 2200/0042

See application file for complete search history.

(56) **References Cited**

U.S. PATENT DOCUMENTS

D124,658 S \* 1/1941 Teague et al. .... D6/686  
 2,577,724 A \* 12/1951 Weller ..... A47B 1/05  
 108/72  
 2,751,269 A \* 6/1956 Hafekost ..... A47B 1/10  
 108/87  
 D734,630 S \* 7/2015 Bolton ..... D6/691.1  
 D772,621 S \* 11/2016 Levy ..... A47B 1/10  
 D6/691

\* cited by examiner

*Primary Examiner* — Mary Ann Calabrese

(74) *Attorney, Agent, or Firm* — Lucas & Mercanti, LLP


(57) **CLAIM**

The ornamental design for a table, as shown and described.

**DESCRIPTION**

FIG. 1 is a front perspective view of the table according to the design;  
 FIG. 2 is a top view thereof, shown in an alternate extended position of use;  
 FIG. 3 is a front side of FIG. 1;  
 FIG. 4 is an enlarged fragmentary perspective view, shown in a partially extended position;  
 FIG. 5 is a bottom view of FIG. 1;  
 FIG. 6 is a front perspective view shown in its alternate extended position of use; and,  
 FIG. 7 is a bottom view thereof.

**1 Claim, 7 Drawing Sheets**



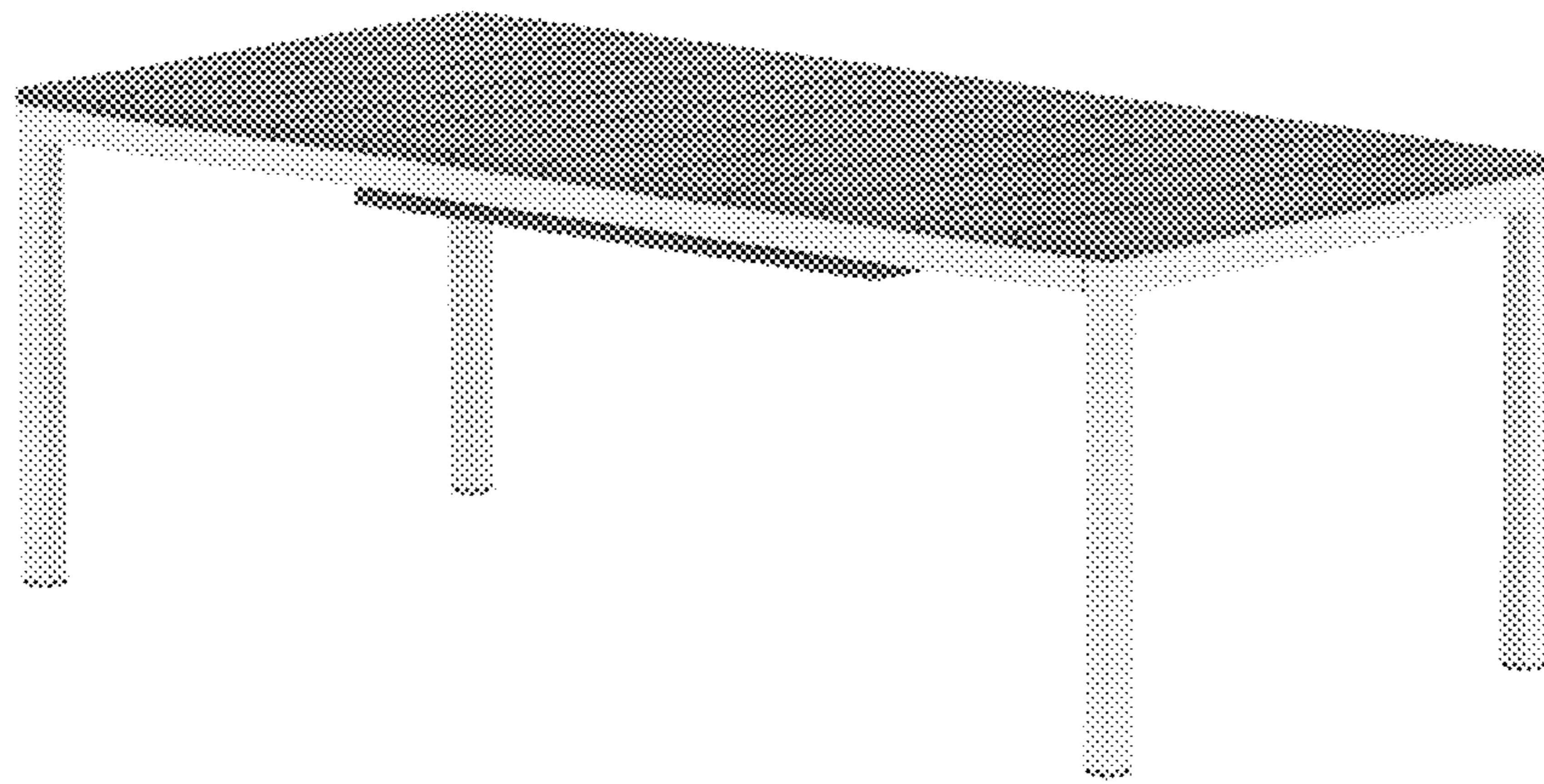


FIG. 1




FIG. 2




FIG. 3

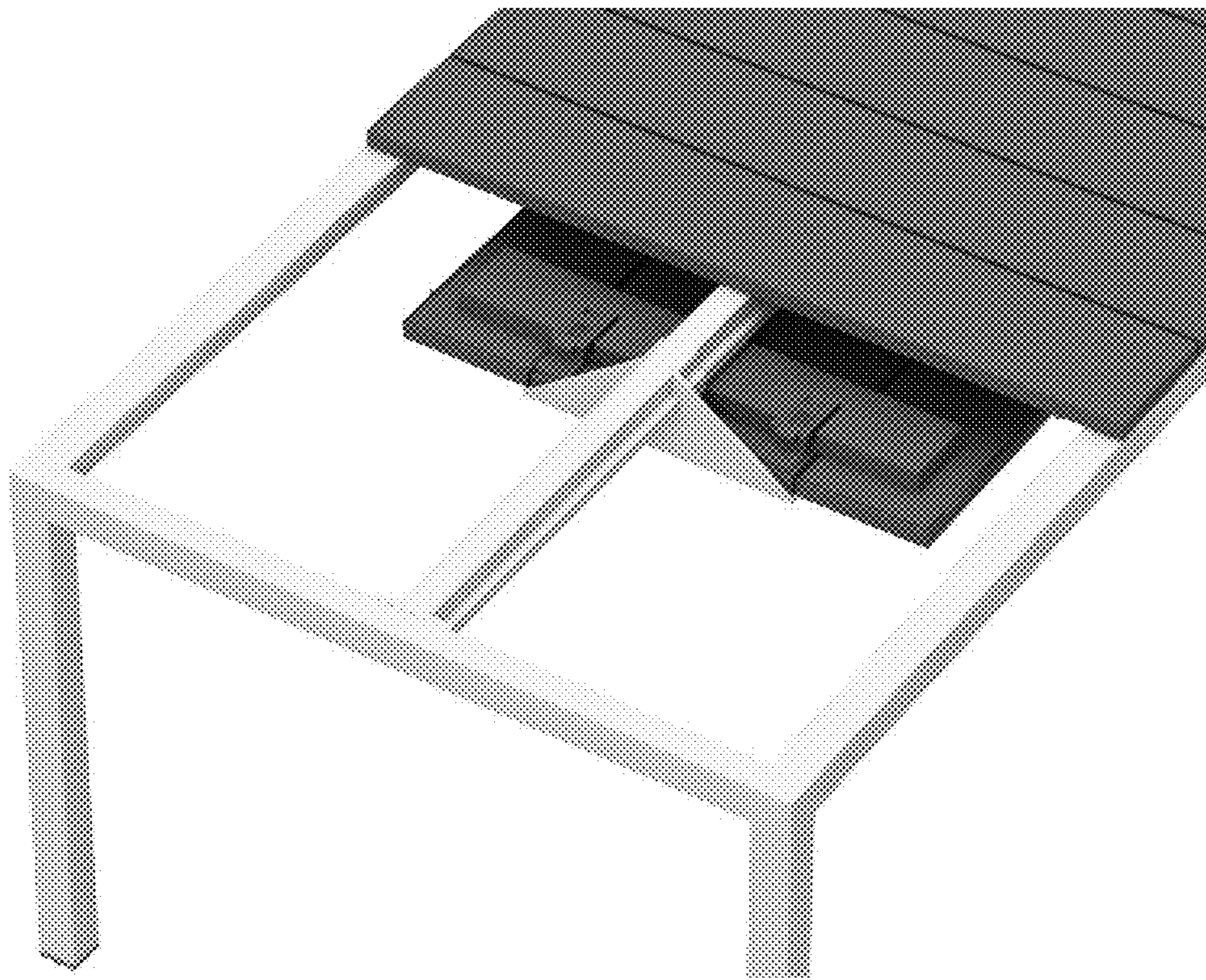


FIG. 4




FIG. 5




FIG. 6




FIG. 7