



US00D874188S

(12) **United States Design Patent** (10) **Patent No.:** **US D874,188 S**
Anchors, Jr. (45) **Date of Patent:** **** Feb. 4, 2020**

(54) **SEAT COVER WITH POCKET**

FOREIGN PATENT DOCUMENTS

(71) Applicant: **Run's Done, LLC**, Cumming, GA (US)

DE 202010004666 8/2010
DE 102011087172 5/2012

(72) Inventor: **Jerry K. Anchors, Jr.**, Cumming, GA (US)

(Continued)

(73) Assignee: **Run's Done, LLC**, Cumming, GA (US)

OTHER PUBLICATIONS

(**) Term: **15 Years**

alibaba.com; Article entitled: "New Microfiber Suede Non-Slip Gym Sports Fitness Exercise Yoga Towel" located at <https://yourweavers.en.alibaba.com/product/60576710693-220315306/New_Microfiber_Suede_Non_Slip_Gym_Sports_Fitness_Excercise_Yoga_Tow>, accessed on Aug. 22, 2017, 7 pgs.

(21) Appl. No.: **29/636,567**

(22) Filed: **Feb. 9, 2018**

(Continued)

(51) **LOC (12) Cl.** **06-13**

(52) **U.S. Cl.**

USPC **D6/611**

(58) **Field of Classification Search**

USPC D6/333, 601, 608, 610-613, 616, 715, D6/715.1, 715.2, 716.1; D12/416, 425; D14/239, 450

CPC A47C 31/10; A47C 31/11; A47C 7/386; A47C 7/42; B60N 2/58; B60N 2/60; B60N 2/6009; B60N 2/6036; B60N 2/663

See application file for complete search history.

Primary Examiner — Kevin K Rudzinski

Assistant Examiner — Clare Ann Gannon

(74) *Attorney, Agent, or Firm* — Taylor English Duma LLP

(57)

CLAIM

I claim the ornamental design for a seat cover with pocket, as shown and described.

(56) **References Cited**

U.S. PATENT DOCUMENTS

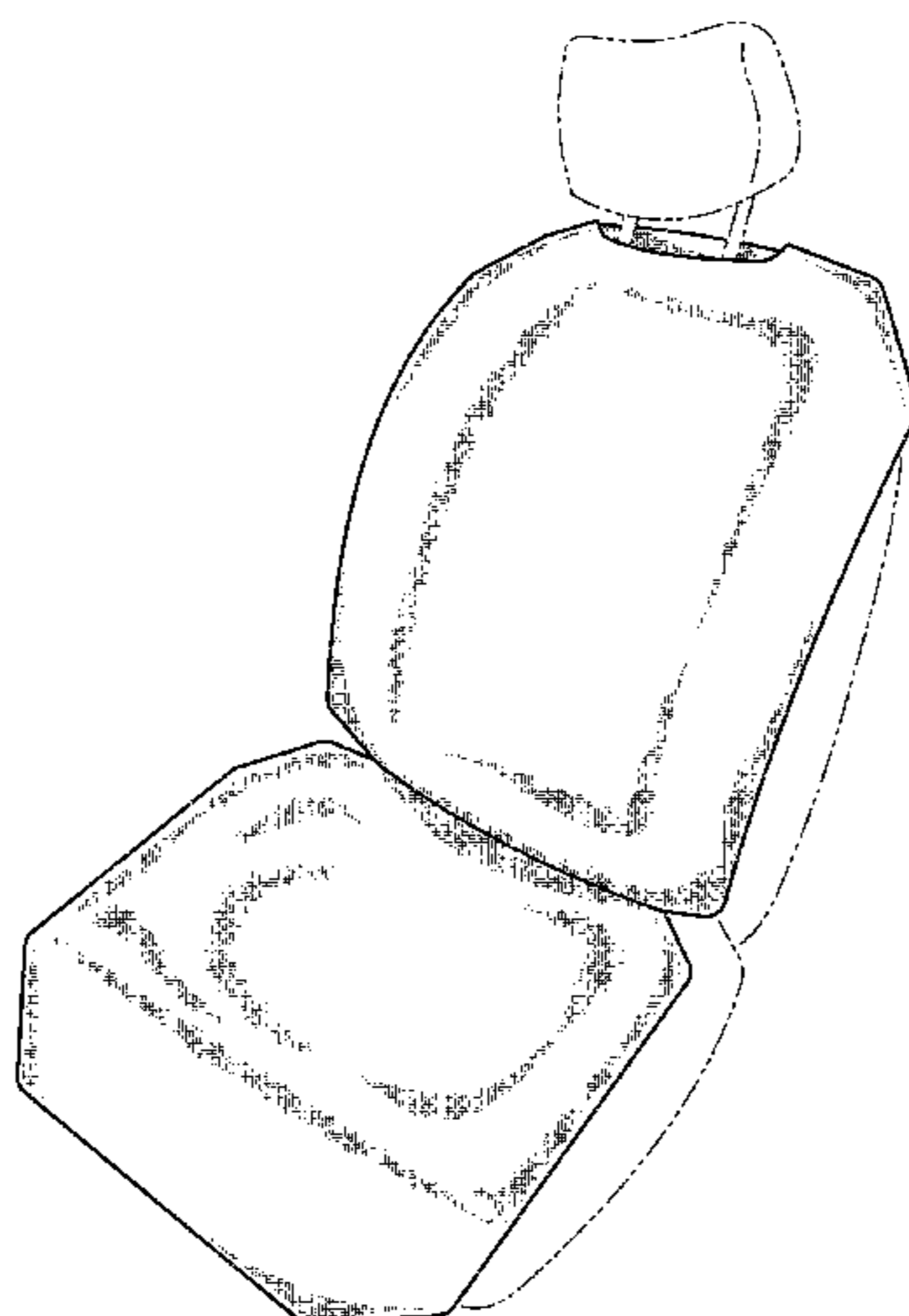
348,782 A	9/1886	Sawyer	
1,444,014 A	2/1923	Truesdell	
1,607,366 A	11/1926	Reitzes	
1,882,485 A	10/1932	Clements	
2,754,532 A	7/1956	Kanehl	
3,199,916 A	8/1965	Chiarenza	
3,967,668 A	7/1976	Franco	
D274,108 S *	6/1984	Trotman D5/47
4,529,248 A *	7/1985	Trotman A47C 31/116 267/145
4,621,003 A	11/1986	O'Kane	
D294,319 S *	2/1988	Troup A47C 31/11 D6/716.4
4,969,683 A	11/1990	Wallace et al.	
D316,483 S *	4/1991	Haack B60N 2/60 D3/321

(Continued)

DESCRIPTION

FIG. 1 is a top plan view of the seat cover with pocket, showing the new design in a flat position. FIG. 2 is a bottom plan view thereof. FIG. 3 is an exploded rear bottom perspective view thereof, showing the new design in an upright position; and, FIG. 4 is a perspective view thereof, showing the new design in a position of use with a vehicle seat. The lines depicting a vehicle seat in FIG. 4 represent environment that forms no part of the claimed design. The remaining broken lines depict portions of the article that form no part of the claimed design.

1 Claim, 4 Drawing Sheets



(56)

References Cited

U.S. PATENT DOCUMENTS

D339,951 S 10/1993 Parkison et al.
D342,405 S * 12/1993 Hazel B60N 2/6036
D6/333
5,448,938 A 9/1995 Fernandez et al.
5,494,330 A 2/1996 Fotsch
5,687,445 A 11/1997 Hocking
D394,924 S 6/1998 Julien
D416,741 S 11/1999 Denney et al.
6,089,659 A 7/2000 Toyota
6,338,527 B1 1/2002 Toyota et al.
6,648,410 B2 11/2003 Sparks
D498,107 S 11/2004 Sheppard, Jr.
D538,725 S 3/2007 Eskandry
7,374,240 B2 * 5/2008 Gold A47C 31/11
297/188.01
D581,726 S 12/2008 Shamoan
7,607,732 B2 10/2009 Beroth et al.
D611,751 S 3/2010 Siklosi
7,878,588 B2 2/2011 Snedeker
7,931,335 B1 4/2011 Siklosi et al.
D646,102 S 10/2011 Margalit
D680,360 S 4/2013 Ogawa
D707,063 S * 6/2014 Daley D6/611
D713,176 S 9/2014 Shiheiber
D713,654 S 9/2014 Robbins, III et al.
8,870,283 B2 10/2014 Daley
D716,585 S 11/2014 Peterson
D728,973 S 5/2015 Daley
D729,546 S 5/2015 Daley
9,045,067 B2 6/2015 Long et al.
D734,562 S 7/2015 Steidle
D766,018 S 9/2016 Coward
D768,412 S * 10/2016 Ngo D6/611
9,610,876 B2 4/2017 Allos
D807,667 S 1/2018 Cooper
D807,668 S * 1/2018 Moore A47C 31/116
D6/611
D821,784 S 7/2018 Can
10,434,909 B2 10/2019 Anchors, Jr.
2002/0096919 A1 * 7/2002 Sparks B60N 2/6036
297/228.12
2005/0225135 A1 10/2005 Moses
2007/0170757 A1 * 7/2007 Lanham B60N 2/60
297/229
2007/0262624 A1 * 11/2007 Snedeker A47C 31/11
297/219.1
2008/0179926 A1 7/2008 Kushner
2011/0272982 A1 11/2011 McDonald
2012/0210517 A1 8/2012 Patel

2013/0269112 A1 10/2013 Legare
2014/0322490 A1 10/2014 Vreys et al.
2015/0097402 A1 4/2015 Bee
2015/0291071 A1 * 10/2015 Thompson B60N 2/6036
297/228.13
2016/0317897 A1 11/2016 Mariano
2017/0189742 A1 7/2017 Mangum et al.
2018/0027987 A1 * 2/2018 Calhoun A47C 7/62
2019/0263300 A1 8/2019 Anchors, Jr.
2019/0263301 A1 8/2019 Anchors

FOREIGN PATENT DOCUMENTS

FR 2999125 6/2014
FR 3028160 6/2017

OTHER PUBLICATIONS

aliexpress.com; Article entitled: "Non-Slip Car Seat Cover", located at (<<http://www.aliexpress.com/item-img/Quality-3pcs-Non-slip-universal-car-seat-cover-set-car-seat-cushion-car-accessories-interior-auto/2020411643.html#>>), accessed on Aug. 17, 2017, 3 pgs.
amazon.com; Article entitled: "Poppypet PT16051103 Heavy Duty Waterproof Seat Covers, Black", located at (<https://www.amazon.co.uk/Poppypet-Protector-Waterproof-Hammock-Travel/dp/B01FJQQ8H1/ref=sr_1_19?ie=UTF8&qid=1469444664&sr=8-19&keywords=pets+car+seat+protector>), accessed on Aug. 17, 2017, 6 pgs.
Happegear, article entitled: "How it works", located at (<<https://happegear.com/pages/how-it-works>>), accessed on Aug. 22, 2017, 2 pgs.
Happegear; article entitled: "Happeseat® Moisture Wicking Microfiber Car Seat Cover", located at (<<https://happegear.com/collections/happegear/products/happeseat-moisture-wicking-microfiber-car-seat-cover#.WZyKNj594-W/>>), accessed on Aug. 22, 2017, 3 pgs.
Anchors, Jr., Jerry K.; Non-Final Office Action for U.S. Appl. No. 15/906,854, filed Feb. 27, 2018, dated Apr. 2, 2019, 12 pgs.
Anchors, Jr., Jerry K.; Notice of Allowance for U.S. Appl. No. 15/906,854, filed Feb. 27, 2018, dated May 31, 2019, 5 pgs.
Anchors JR., Jerry K.; Corrected Notice of Allowance for U.S. Appl. No. 15/906,854, filed Feb. 27, 2018, dated Aug. 19, 2019, 9 pgs.
Anchors, Jr., Jerry K.; Non-Final Office Action for U.S. Appl. No. 16/404,051, filed May 6, 2019, dated Mar. 20, 2019, 14 pgs.
Anchors JR., Jerry K.; Non-Final Office Action for U.S. Appl. No. 29/636,566, filed Feb. 9, 2018, dated Jul. 30, 2019, 20 pgs.
Anchors, Jr., Jerry K.; Notice of Allowance for Design U.S. Appl. No. 29/636,566, filed Feb. 9, 2018, dated Oct. 7, 2019, 16 pgs.

* cited by examiner

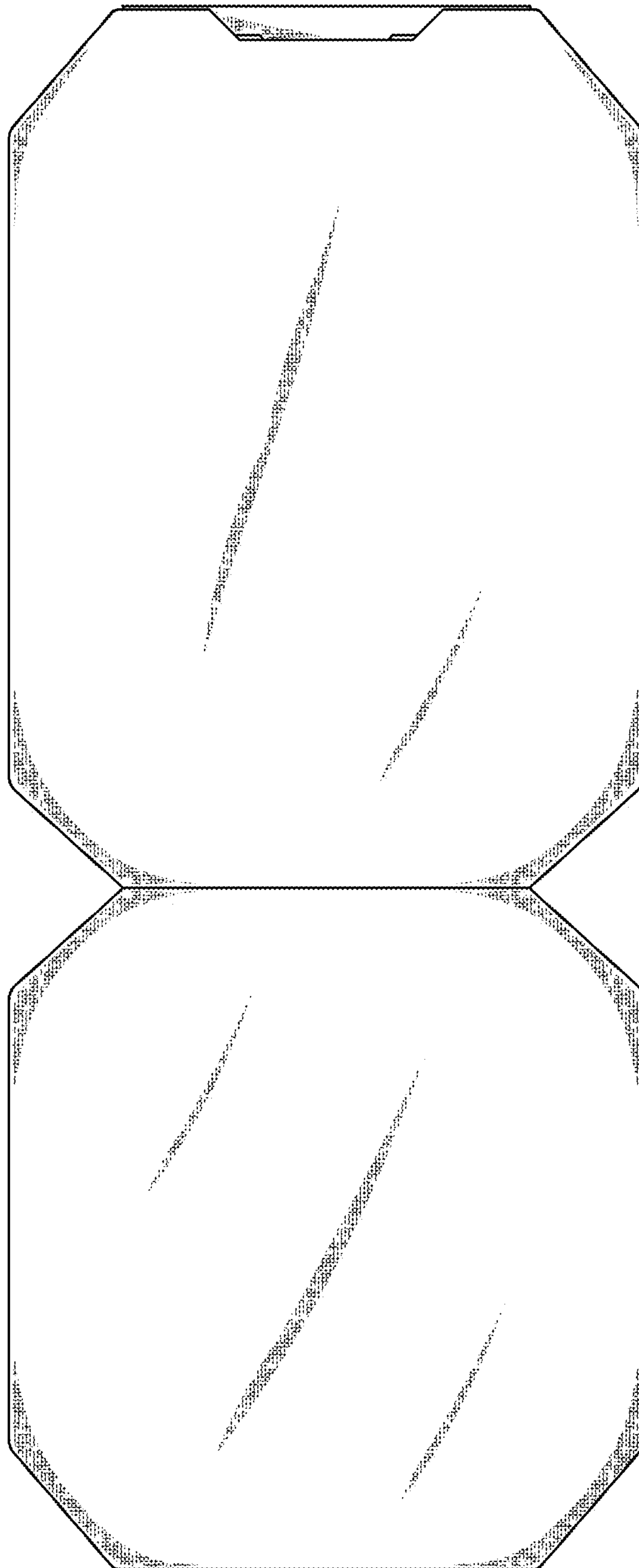


FIG. 1

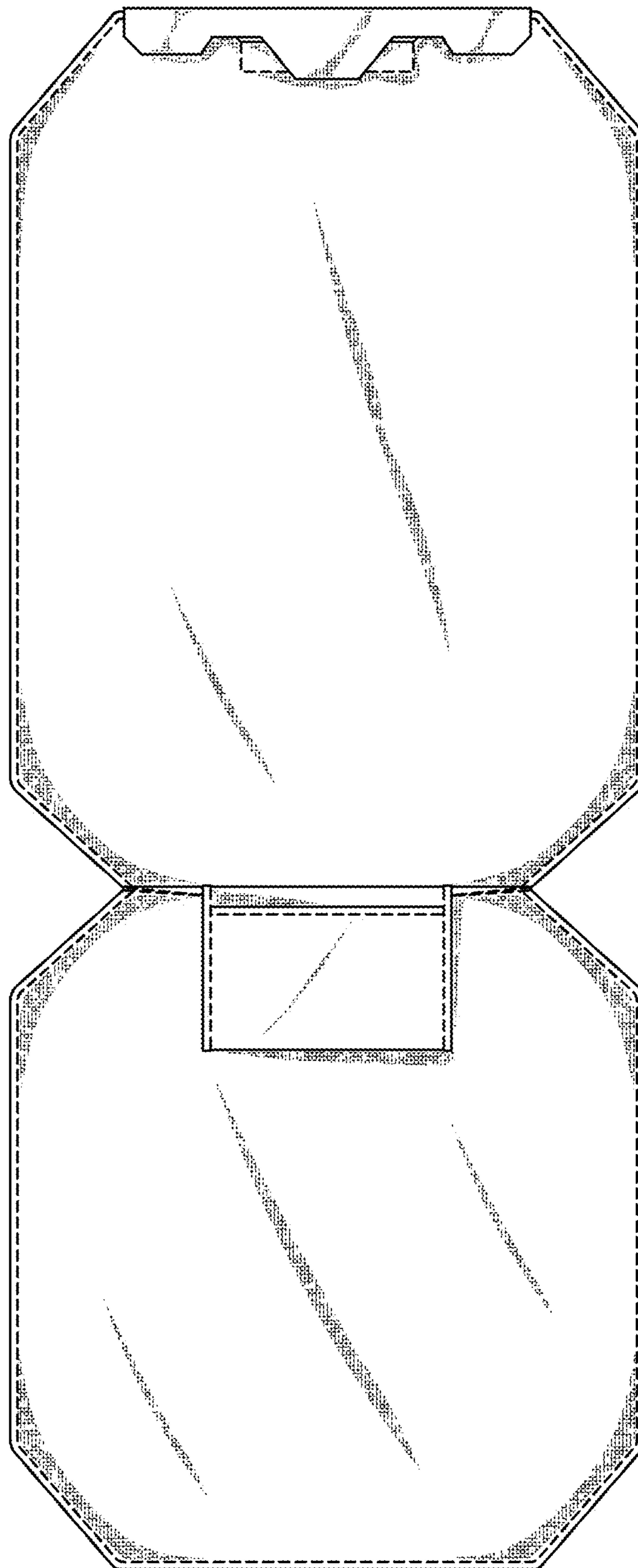


FIG. 2

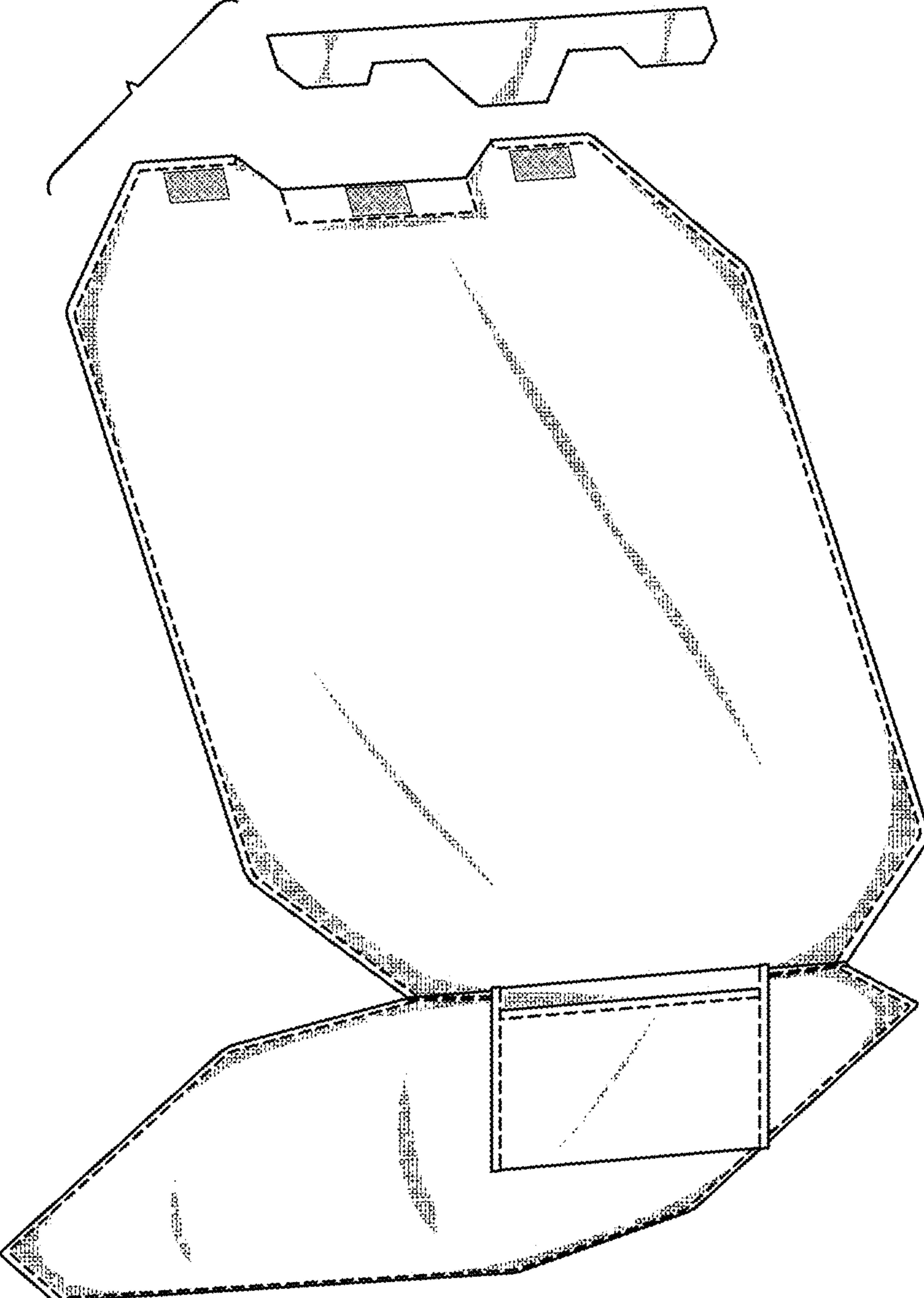


FIG. 3

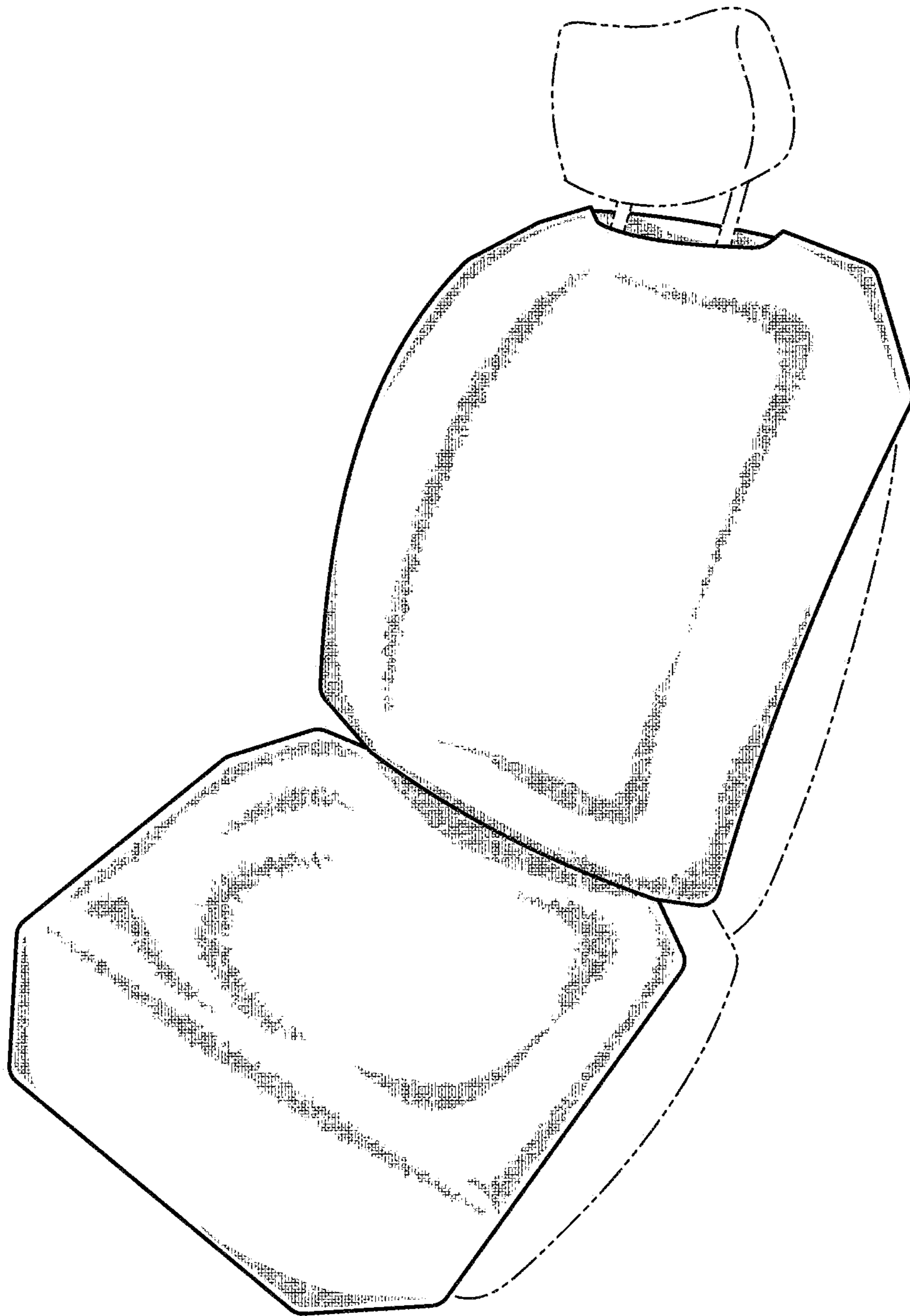


FIG. 4