



US00D874185S

(12) **United States Design Patent**  
**Massie**

(10) **Patent No.:** **US D874,185 S**

(45) **Date of Patent:** **\*\* Feb. 4, 2020**

(54) **PILLOW**

(71) Applicant: **Timothy Massie**, Erie, CO (US)

(72) Inventor: **Timothy Massie**, Erie, CO (US)

(\*\*) Term: **15 Years**

(21) Appl. No.: **29/615,297**

(22) Filed: **Aug. 28, 2017**

(51) **LOC (12) Cl.** ..... **06-09**

(52) **U.S. Cl.**  
USPC ..... **D6/601**

(58) **Field of Classification Search**  
USPC ..... D6/582-583, 587-592, 595-609,  
D6/617-622; D21/803-809; D24/183  
CPC ..... A47G 9/00; A47G 2009/001; A47G  
2009/002; A47G 2009/003; A47G 9/10;  
A47G 9/1009; A47G 2009/1018; A47G  
9/1045; A47G 9/1081; A47G 9/109  
See application file for complete search history.

(56) **References Cited**

**U.S. PATENT DOCUMENTS**

D308,311 S *	6/1990	Forsland	.....	D6/601
5,016,303 A *	5/1991	Tanaka	.....	A47G 9/10 5/636
D367,390 S *	2/1996	Johnston	.....	D6/596
D375,557 S *	11/1996	Dixon	.....	D24/183
D388,649 S *	1/1998	Chekuri	.....	D6/596
6,363,557 B2 *	4/2002	Chou	.....	A47G 9/0253 5/636
D476,186 S *	6/2003	Wang	.....	D6/601
D653,487 S *	2/2012	Blom	.....	D6/601
D688,897 S *	9/2013	Yang	.....	D6/601
D688,898 S *	9/2013	Yang	.....	D6/601

D691,829 S *	10/2013	Berg	.....	D6/601
D699,483 S *	2/2014	Berg	.....	D6/601
D706,553 S *	6/2014	Webster	.....	D6/390
D752,901 S *	4/2016	Ueno	.....	D6/601
D759,406 S *	6/2016	Peterson	.....	D6/601
9,462,902 B1 *	10/2016	Rukel	.....	A47G 9/10
D790,257 S *	6/2017	Holbrook	.....	D6/606
D795,611 S *	8/2017	Dickholtz, Jr.	.....	D6/601
D802,335 S *	11/2017	Yang	.....	D6/601
D832,618 S *	11/2018	Inirio	.....	D6/601
D839,636 S *	2/2019	Yu	.....	D6/601
2016/0318666 A1 *	11/2016	Suryanarayanan	.....	B65D 33/1658

\* cited by examiner

*Primary Examiner* — Mary Ann Calabrese

*Assistant Examiner* — Jennifer L Rempfer

(74) *Attorney, Agent, or Firm* — Emery L. Tracy


(57) **CLAIM**

The ornamental design for a pillow, as shown and described.

**DESCRIPTION**

FIG. 1 is a perspective view illustrating a pillow;  
 FIG. 2 is a top plan view illustrating the pillow of FIG. 1;  
 FIG. 3 is a bottom plan view illustrating the pillow of FIG. 1;  
 FIG. 4 is a front side view illustrating the pillow system of FIG. 1;  
 FIG. 5 is a back side view illustrating the pillow of FIG. 1;  
 FIG. 6 is a right side view illustrating the pillow of FIG. 1;  
 FIG. 7 is a left side view illustrating the pillow of FIG. 1;  
 and,  
 FIG. 8 is another perspective view illustrating the pillow of FIG. 1 in an open state of use.

**1 Claim, 3 Drawing Sheets**






FIG.1




FIG.2




FIG.3

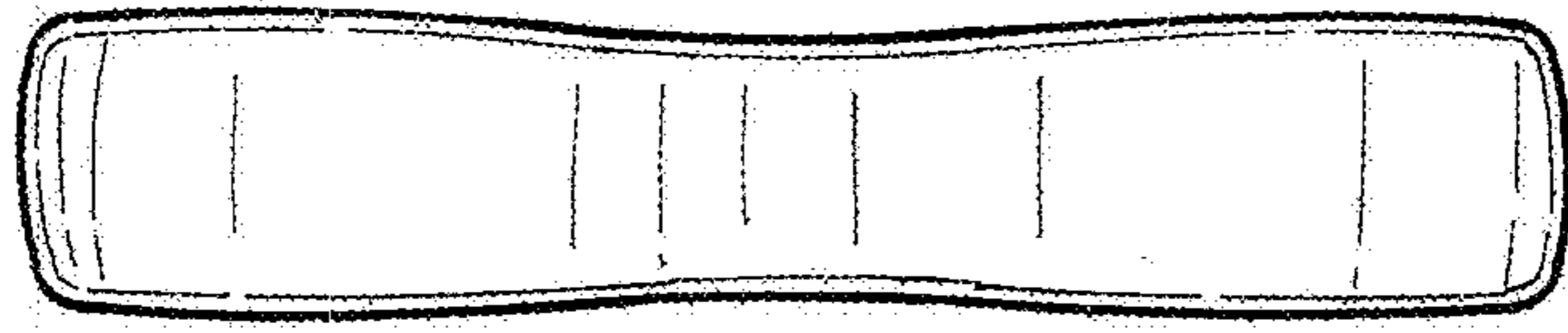


FIG. 4

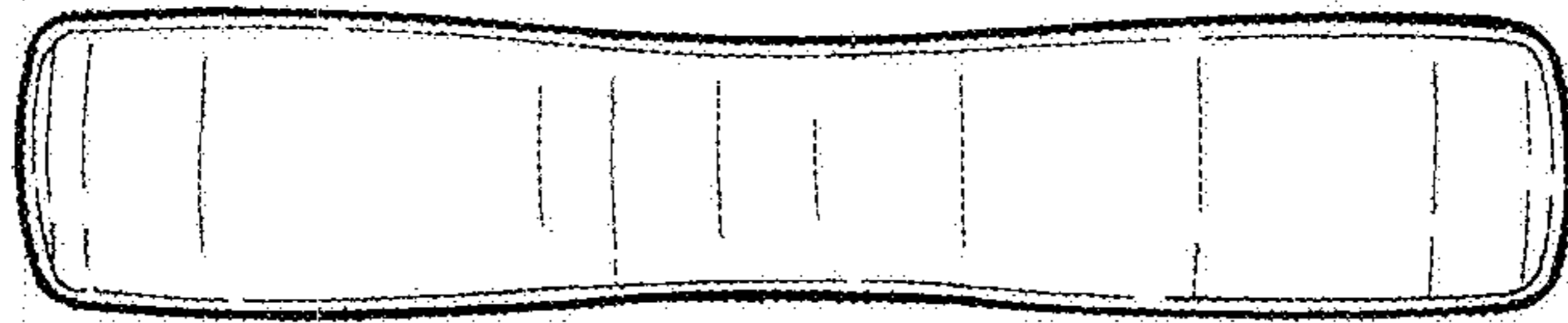


FIG. 5



FIG. 6




FIG. 7



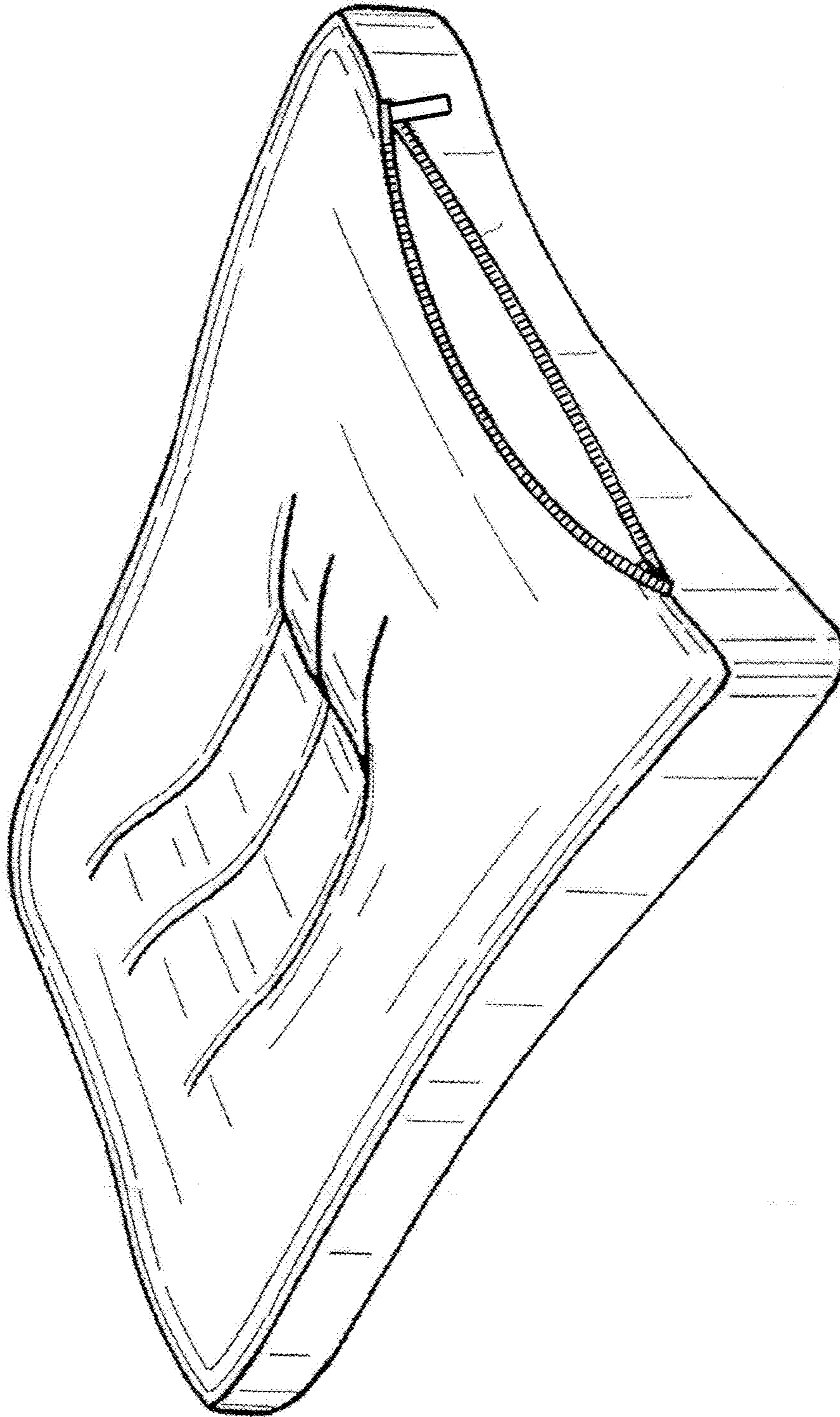


FIG. 8