



US00D874179S

(12) **United States Design Patent** (10) **Patent No.:** **US D874,179 S**
Williams, Jr. et al. (45) **Date of Patent:** **** Feb. 4, 2020**

- (54) **SOFA**
- (71) Applicant: **The Mitchell Gold Co.**, Taylorsville, NC (US)
- (72) Inventors: **Robert T. Williams, Jr.**, Hickory, NC (US); **Matthew D. Wilder**, Hickory, NC (US); **Christopher H. Wilson**, Statesville, NC (US)
- (73) Assignee: **The Mitchell Gold Co.**, Taylorsville, NC (US)
- (**) Term: **15 Years**
- (21) Appl. No.: **29/689,661**
- (22) Filed: **May 1, 2019**

Related U.S. Application Data

- (62) Division of application No. 29/621,147, filed on Oct. 4, 2017, now Pat. No. Des. 849,440.
- (51) **LOC (12) Cl.** **06-01**
- (52) **U.S. Cl.**
USPC **D6/381**
- (58) **Field of Classification Search**
USPC D6/334, 335, 336, 341, 360, 361, 364,
D6/365, 366, 367, 368, 369, 371, 372,
D6/373, 374, 375, 376, 377, 378, 381
CPC A47C 1/00; A47C 13/00; A47C 13/005;
A47C 15/002; A47C 17/02
See application file for complete search history.

References Cited

U.S. PATENT DOCUMENTS

D176,596 S *	1/1956	Cleese, Jr.	D6/367
D255,731 S *	7/1980	Marks	D6/381
D263,770 S *	4/1982	Melchior	D30/118
D310,143 S *	8/1990	Hopfer	D6/361
D388,630 S *	1/1998	Lowman	D6/334

D400,024 S *	10/1998	Gera	D6/381
D403,167 S *	12/1998	Hutton	D6/334
D403,171 S *	12/1998	Gibson	D6/377
D403,172 S *	12/1998	Gibson	D6/377
D403,877 S *	1/1999	Gibson	D6/334
D404,930 S *	2/1999	Gibson	D6/377
D423,808 S *	5/2000	Natuzzi	D6/334
D427,445 S *	7/2000	Gomez	D6/377
D439,071 S *	3/2001	D'Urso	D6/377
D446,039 S *	8/2001	Gomez	D6/381
D485,086 S *	1/2004	Gomez	D6/381
D498,074 S *	11/2004	Gomez	D6/381
D540,062 S *	4/2007	Natuzzi	D6/381
D592,878 S *	5/2009	Natuzzi	D6/381

(Continued)

Primary Examiner — Deanna L Pratt

(74) *Attorney, Agent, or Firm* — Kilpatrick Townsend & Stockton LLP

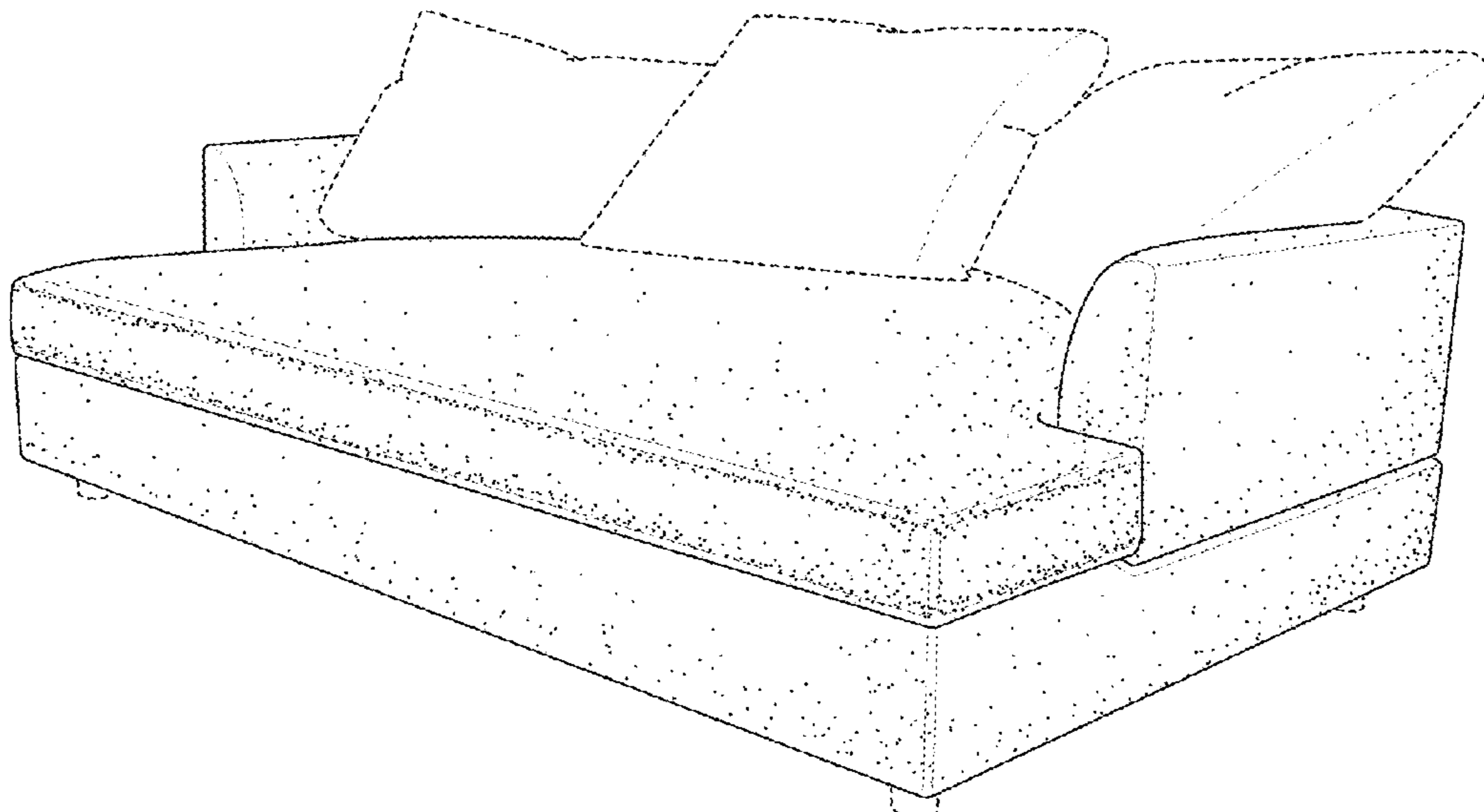
(57) **CLAIM**

We claim the ornamental design for the sofa, as shown and described.

DESCRIPTION

FIG. 1 is a top, perspective view of a sofa comprising the present invention.
 FIG. 2 is a front elevational view of the sofa shown in FIG. 1.
 FIG. 3 is a side elevational view of the sofa shown in FIGS. 1 and 2.
 FIG. 4 is a side elevational view of the sofa shown in FIGS. 1, 2, and 3.
 FIG. 5 is a rear elevational view of the sofa shown in FIGS. 1, 2, 3, and 4.
 FIG. 6 is a top plan view of the sofa shown in FIGS. 1, 2, 3, 4, and 5; and,
 FIG. 7 is a bottom plan view of the sofa shown in FIGS. 1, 2, 3, 4, 5, and 6.
 The broken lines are for environmental purposes only and form no part of the claimed design.

1 Claim, 7 Drawing Sheets



(56)

References Cited

U.S. PATENT DOCUMENTS

D600,039	S	*	9/2009	Natuzzi	D6/381
D640,481	S	*	6/2011	Bush	D6/381
D691,825	S	*	10/2013	Lenney	D6/381
D802,323	S	*	11/2017	Binfare	D6/381
D849,440	S	*	5/2019	Williams, Jr.	D6/381

* cited by examiner

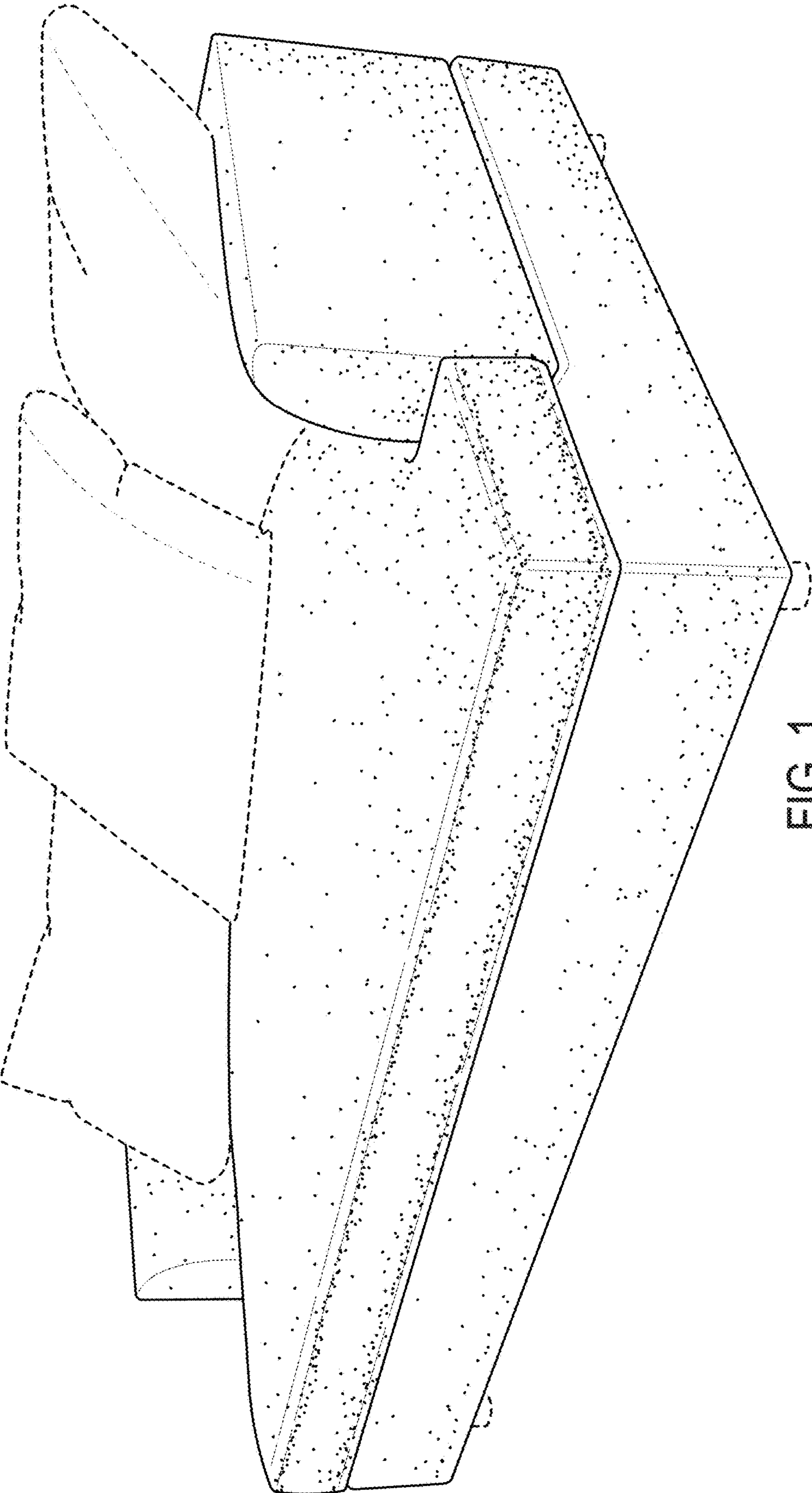


FIG. 1




FIG. 2

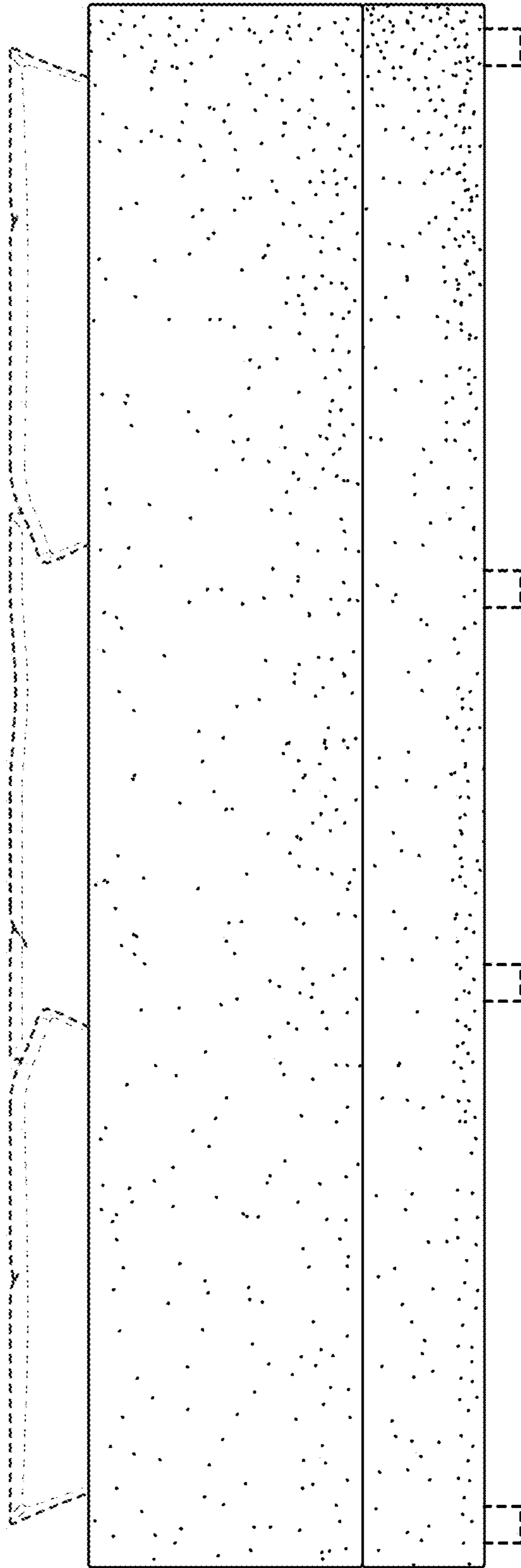


FIG. 3

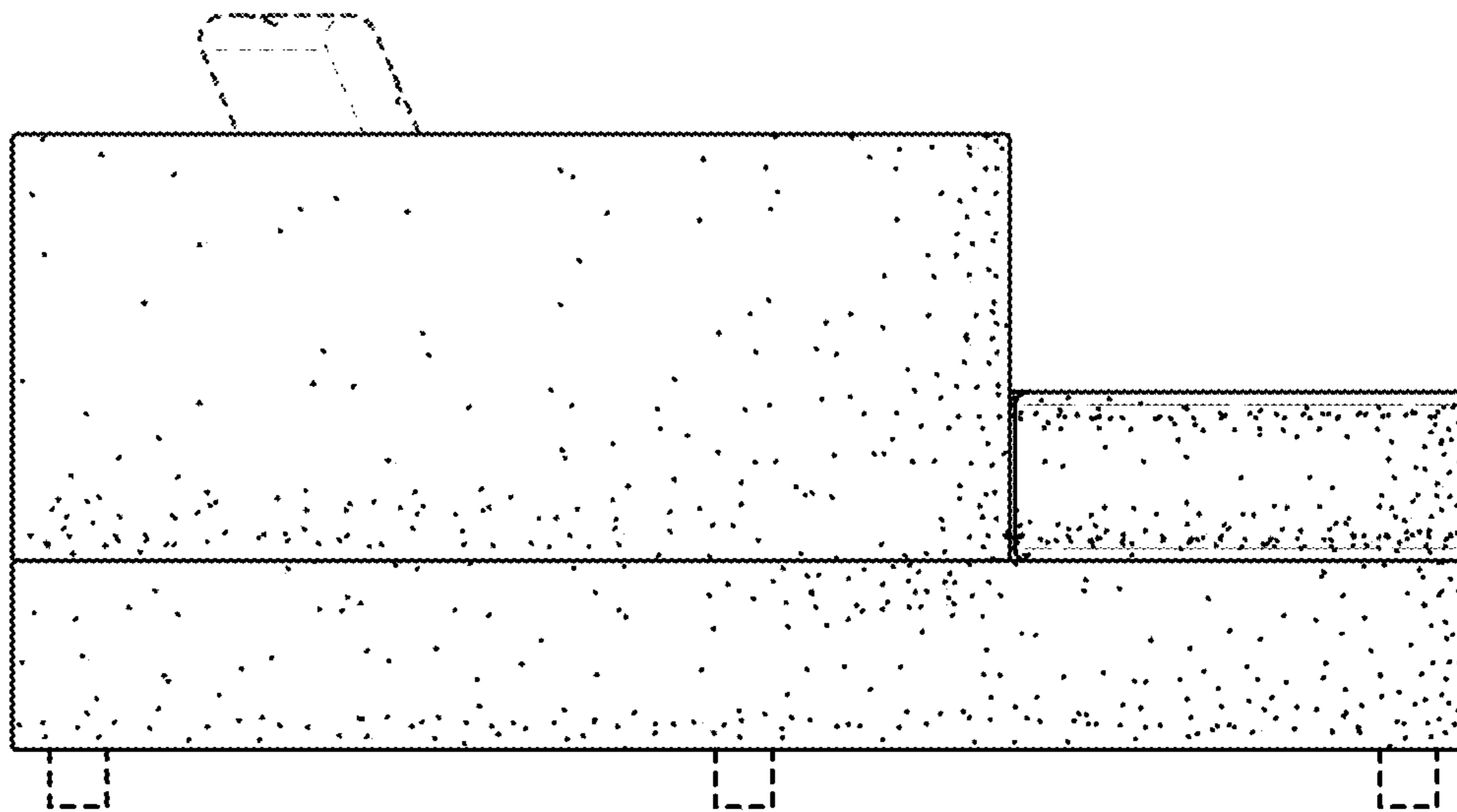


FIG. 4

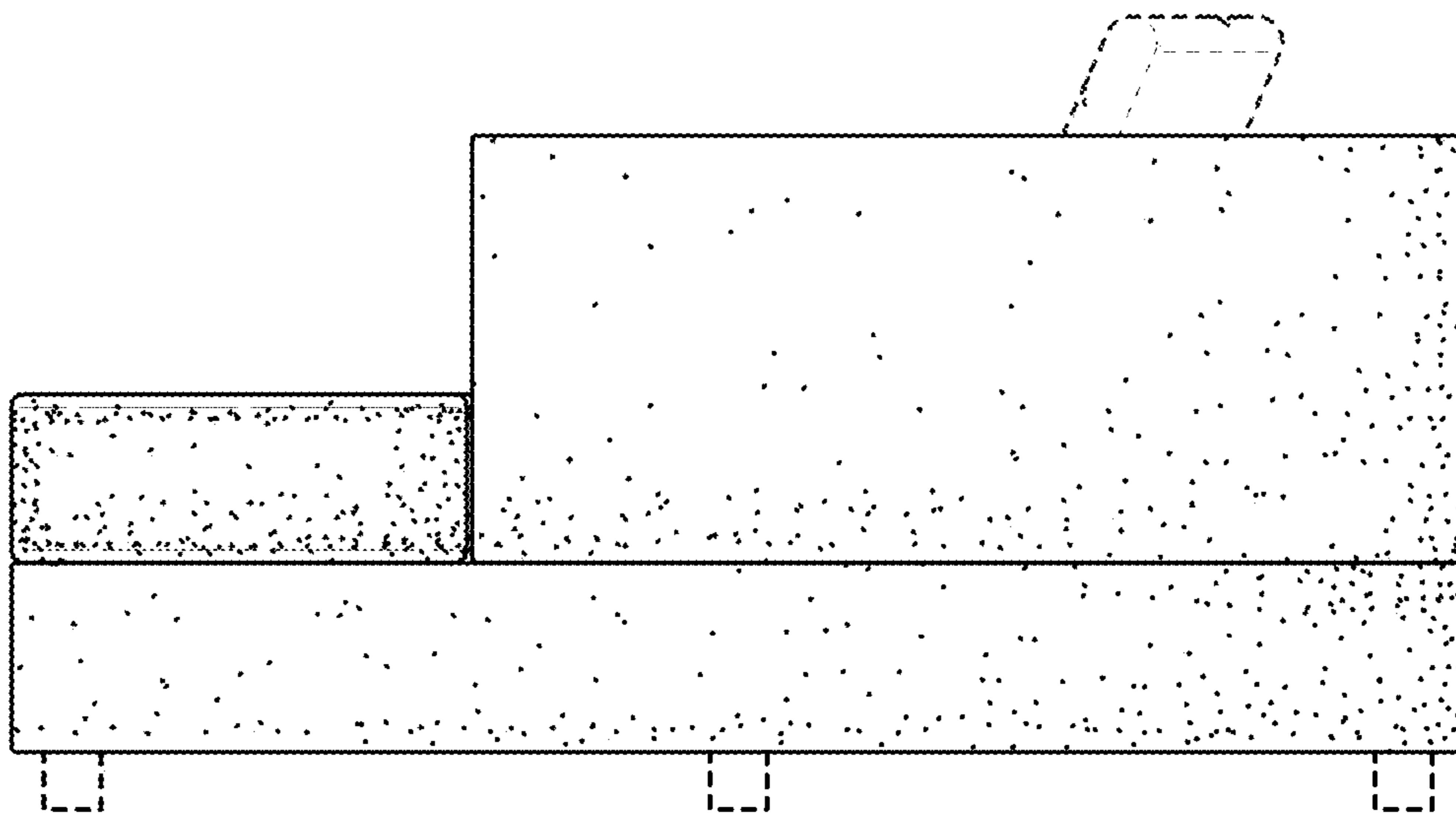


FIG. 5

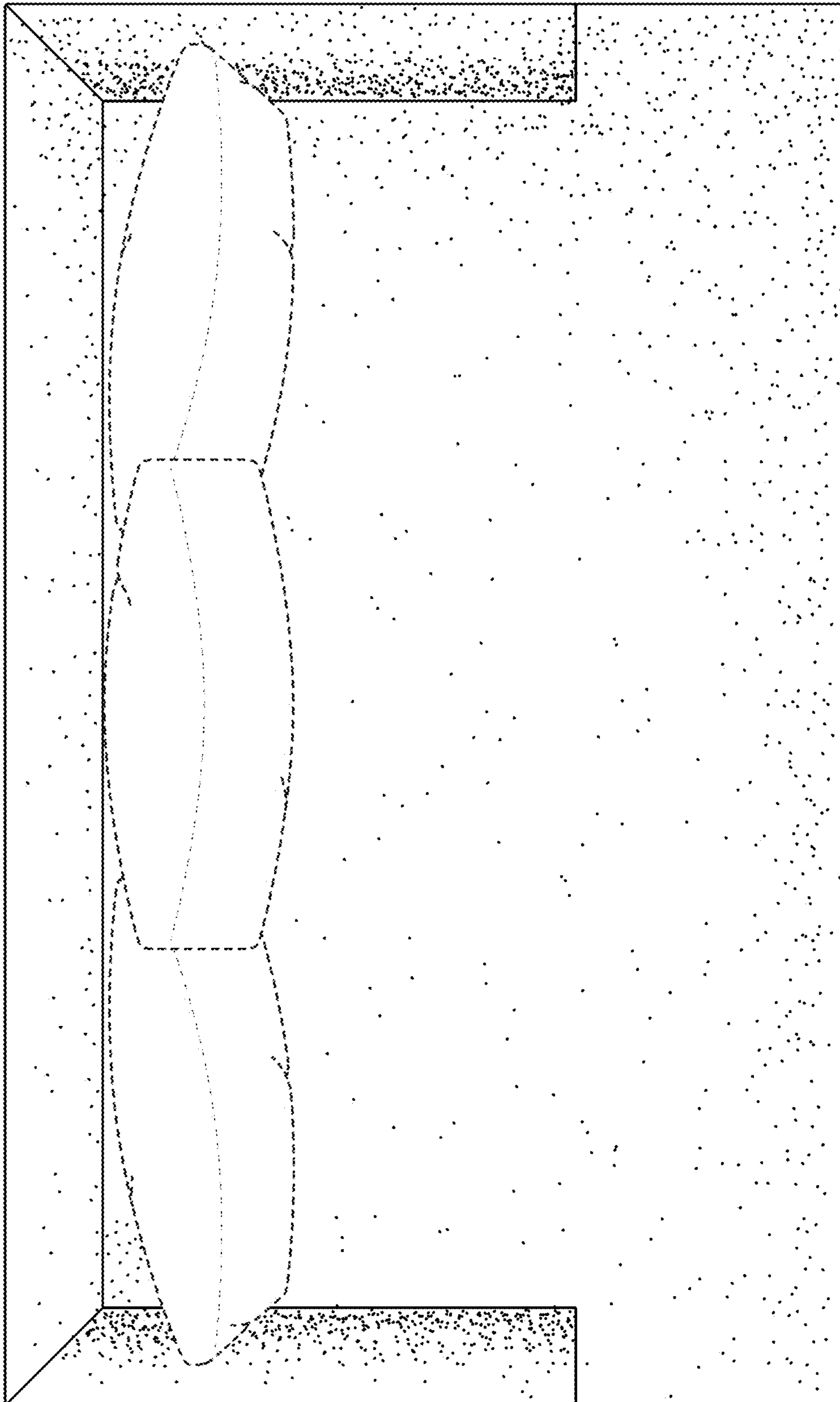


FIG. 6




FIG. 7