



US00D874172S

(12) **United States Design Patent** (10) **Patent No.:** **US D874,172 S**  
**Buffery** (45) **Date of Patent:** **\*\* Feb. 4, 2020**

- (54) **BENCH SEAT FOR A VEHICLE**
- (71) Applicant: **Jaguar Land Rover Limited**, Whitley, Coventry (GB)
- (72) Inventor: **Martin Buffery**, Coventry (GB)
- (73) Assignee: **Jaguar Land Rover Limited**, Whitley, Coventry (GB)
- (\*\*) Term: **15 Years**
- (21) Appl. No.: **29/693,632**
- (22) Filed: **Jun. 4, 2019**

**Related U.S. Application Data**

- (62) Division of application No. 29/670,661, filed on Nov. 19, 2018, now Pat. No. Des. 855,340, which is a division of application No. 29/603,623, filed on May 11, 2017, now Pat. No. Des. 837,550.

**Foreign Application Priority Data**

- Nov. 11, 2016 (EM) ..... 003458975-0004
- Nov. 11, 2016 (EM) ..... 003458975-0005
- Nov. 11, 2016 (EM) ..... 003458975-0006
- (51) **LOC (12) Cl.** ..... **06-01**
- (52) **U.S. Cl.**  
USPC ..... **D6/356**
- (58) **Field of Classification Search**  
USPC ..... D6/356, 335-338, 357, 360, 367, 716.4, D6/716.1, 349; D12/400, 345, 190, 195  
CPC . B60N 2/00; B60N 2/01; B60N 2/012; B60N 2/02; B60N 2/0292; B60N 2/24; B60N 2/32; B60N 2/34; B60N 2/38; B60N 2/42  
See application file for complete search history.

(56) **References Cited**

U.S. PATENT DOCUMENTS

5,286,084 A *	2/1994	Bart	.....	B60N 2/3084
				297/188.04
5,772,283 A *	6/1998	Yoshida	.....	B60N 2/0292
				297/452.38
D396,152 S *	7/1998	Beermann	.....	D6/356
6,609,745 B2 *	8/2003	Miyahara	.....	B60N 2/01
				296/65.03
D480,571 S *	10/2003	Yu	.....	D6/356
D590,612 S *	4/2009	Zhang	.....	D6/356
D639,575 S *	6/2011	Freeman	.....	D6/356
7,988,229 B2 *	8/2011	Dill	.....	B60N 2/01
				297/232
8,042,855 B2 *	10/2011	Blatseas	.....	B60N 2/01583
				296/65.11
8,434,828 B2 *	5/2013	Arata	.....	B60N 2/289
				297/353
9,216,671 B2 *	12/2015	Watanabe	.....	B60N 2/3013
9,352,676 B1 *	5/2016	Wright	.....	B60N 2/58

(Continued)

*Primary Examiner* — Deanna L Pratt

(74) *Attorney, Agent, or Firm* — Wood Herron & Evans LLP

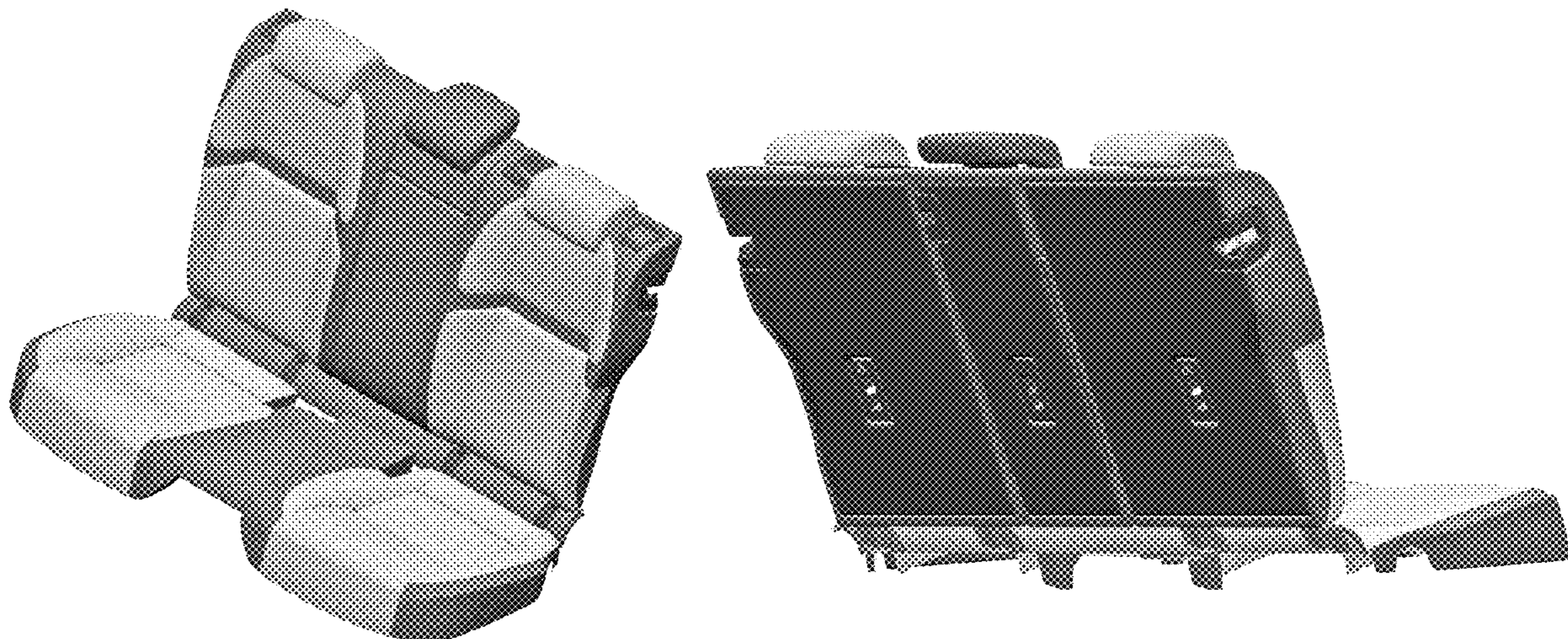
(57) **CLAIM**

The ornamental design for a bench seat for a vehicle, as shown and described.

**DESCRIPTION**

FIG. 1 is a front left perspective view of a bench seat for a vehicle according to the present invention.  
 FIG. 2 is a front right perspective view of the bench seat shown in FIG. 1.  
 FIG. 3 is a rear left perspective view thereof.  
 FIG. 4 is a rear right perspective view thereof.  
 FIG. 5 is a front view thereof.  
 FIG. 6 is a rear view thereof.  
 FIG. 7 is a left side view thereof.  
 FIG. 8 is a right side view thereof; and,  
 FIG. 9 is a top view thereof.

**1 Claim, 9 Drawing Sheets**



(56)

**References Cited**

## U.S. PATENT DOCUMENTS

D771,398 S \* 11/2016 Buffery ..... D6/356  
D774,319 S \* 12/2016 Ingenlath ..... D6/356  
D778,080 S \* 2/2017 Ahn ..... D6/356  
9,616,787 B2 \* 4/2017 Siqueira ..... B60N 2/757  
D804,207 S \* 12/2017 Blomme ..... D6/356  
9,919,620 B2 \* 3/2018 Supernavage ..... B60N 2/065  
D837,547 S \* 1/2019 Perry ..... D6/356  
D837,548 S \* 1/2019 Perry ..... D6/356  
D837,550 S \* 1/2019 Buffery ..... D6/356  
D839,014 S \* 1/2019 Ray ..... D6/356  
D839,015 S \* 1/2019 Bekas ..... D6/356  
10,189,373 B2 \* 1/2019 Thomas ..... B60N 2/3011  
D841,348 S \* 2/2019 Hodder ..... D6/356  
D841,352 S \* 2/2019 Bekas ..... D6/356  
D846,901 S \* 4/2019 Jelec ..... D6/356  
D846,907 S \* 4/2019 Morgan ..... D6/367  
D849,432 S \* 5/2019 Perry ..... D6/356  
D855,340 S \* 8/2019 Buffery ..... D6/356  
D855,341 S \* 8/2019 Perry ..... D6/356  
2011/0074185 A1 \* 3/2011 Nakaya ..... B60N 2/4228  
297/61  
2014/0110988 A1 \* 4/2014 Nakanishi ..... B60N 2/688  
297/481  
2016/0318422 A1 \* 11/2016 Thomas ..... B60N 2/3011

\* cited by examiner



FIG. 1

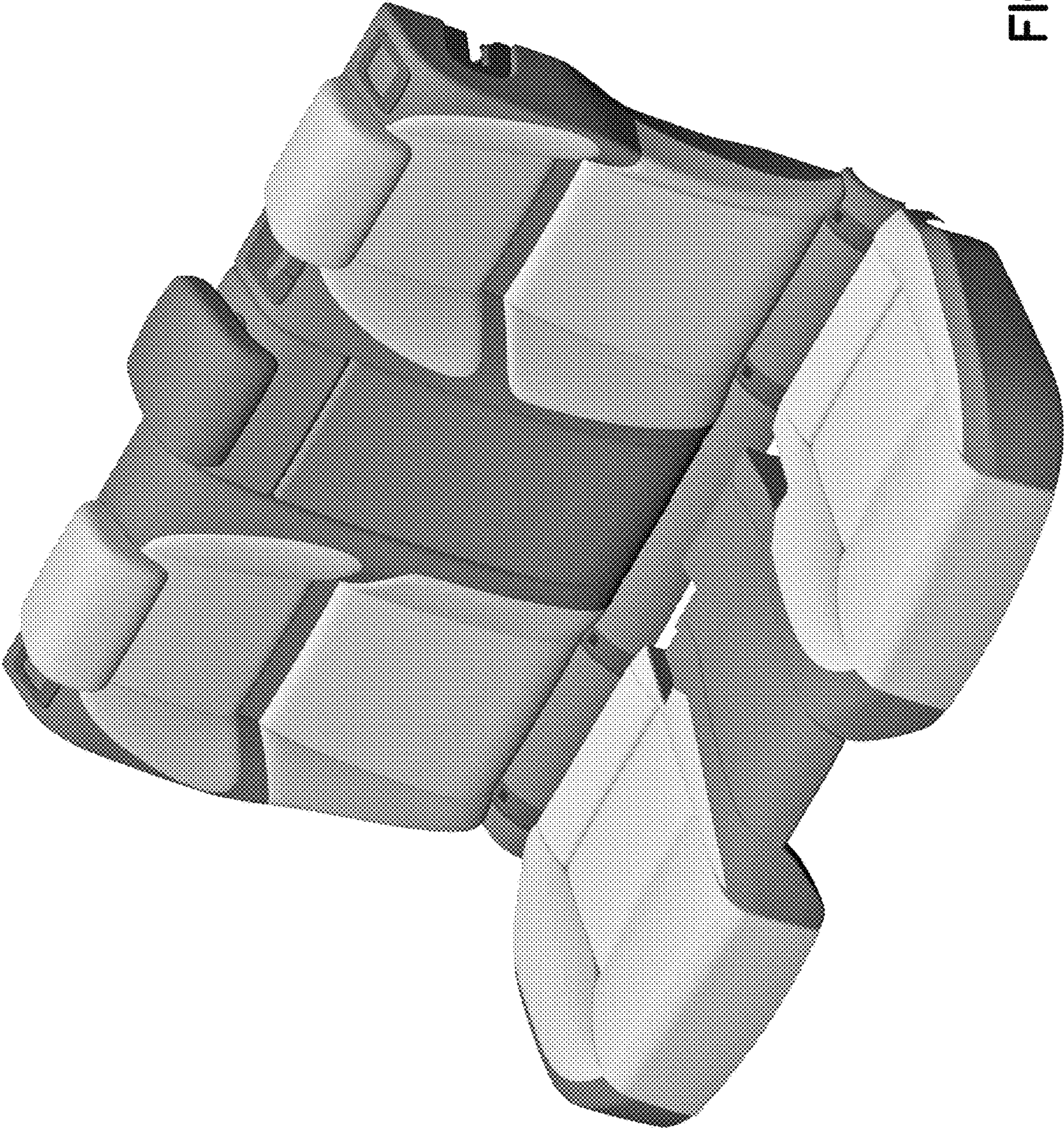


FIG. 2



FIG. 3




FIG. 4




FIG. 5




FIG. 6





FIG. 7



FIG. 8

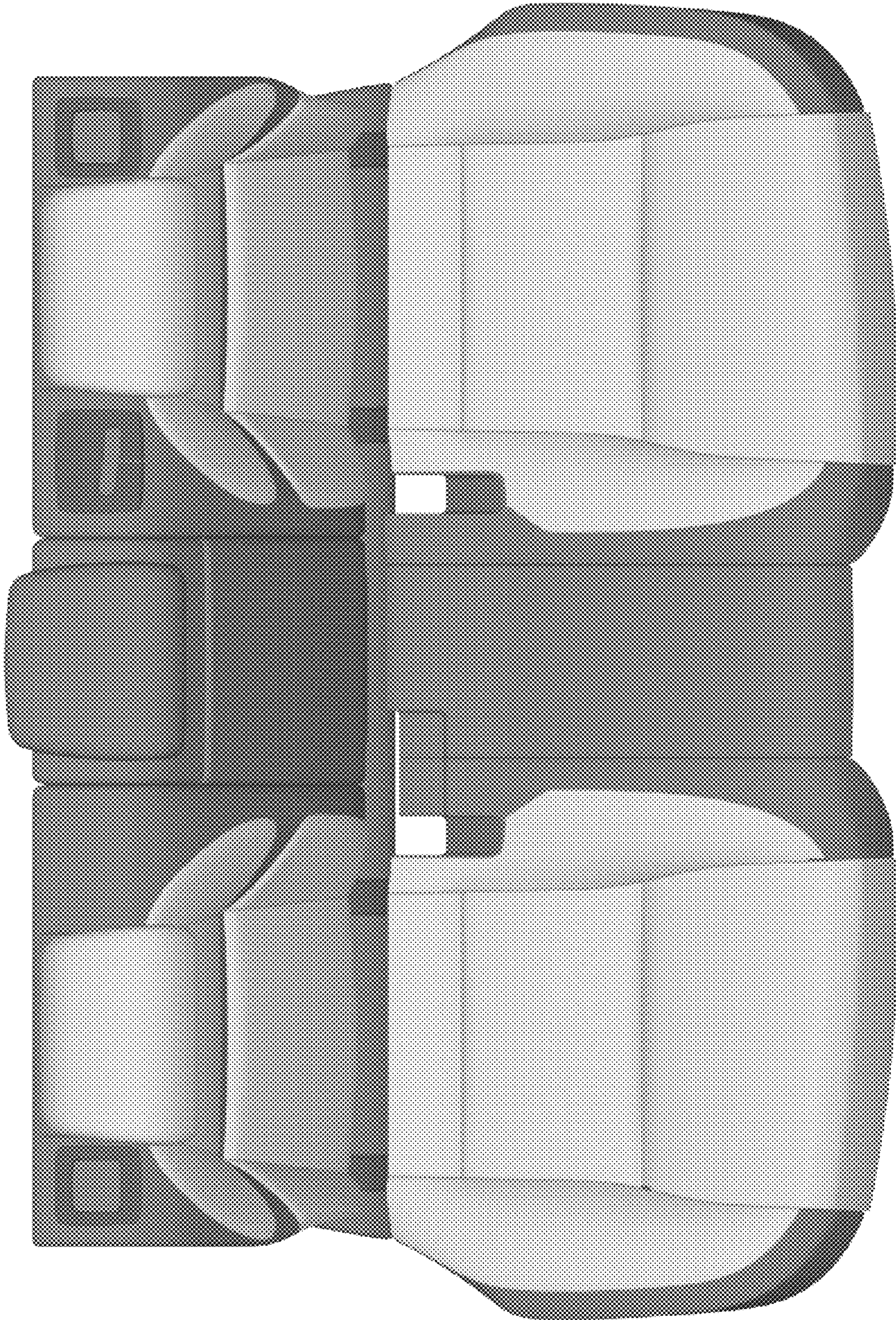


FIG. 9