



US00D874169S

(12) **United States Design Patent**
Proctor

(10) **Patent No.:** **US D874,169 S**

(45) **Date of Patent:** **** Feb. 4, 2020**

- (54) **STOOL**
- (71) Applicant: **Cynthia Proctor**, Aurora (CA)
- (72) Inventor: **Cynthia Proctor**, Aurora (CA)
- (**) Term: **15 Years**
- (21) Appl. No.: **29/671,247**
- (22) Filed: **Nov. 26, 2018**
- (51) **LOC (12) Cl.** **06-01**
- (52) **U.S. Cl.**
USPC **D6/349**
- (58) **Field of Classification Search**
USPC D6/334-338, 340-343, 349-353, 355,
D6/364-365, 691-691.9, 692-692.6,
D6/716-716.1, 717; D25/65
CPC A47B 7/00-02; A47C 11/00; A47C 12/00;
A47C 13/00; A47C 16/00; A47C
16/02-04; A47C 9/00-105; A47K 17/02;
A47K 17/028
See application file for complete search history.

- D672,583 S * 12/2012 Karim D6/716
- D779,585 S * 2/2017 Dedrick D17/20
- D804,202 S * 12/2017 Proctor D6/349

OTHER PUBLICATIONS

Stone Resin Arched Modern Stool. [online] Retrieved Oct. 28, 2019 from URL: <https://www.houzz.com/products/stone-resin-arched-modern-stool-17-tall-white-prvw-vr-129579429>.*

* cited by examiner

Primary Examiner — Vy N Koenig

(74) *Attorney, Agent, or Firm* — Vincent G. LoTempio; Kloss, Stenger & LoTempio; David T. Stephenson

(57) **CLAIM**

The ornamental design for a stool, as shown and described.

DESCRIPTION


FIG. 1 is a front top perspective view of a stool showing my new design;
 FIG. 2 is a rear top perspective view;
 FIG. 3 is a front view;
 FIG. 4 is a rear view;
 FIG. 5 is a left side view;
 FIG. 6 is a right side view;
 FIG. 7 is a top view of my new design; and,
 FIG. 8 is a bottom view thereof.
 The broken lines shown in FIGS. 1, 2 and 8 represent environment only and form no part of the claimed design.

1 Claim, 4 Drawing Sheets

(56) **References Cited**

U.S. PATENT DOCUMENTS

- D374,992 S * 10/1996 Burdick D6/334
- D396,357 S * 7/1998 Perrin D6/349
- D411,055 S * 6/1999 Perrin D6/336
- D449,386 S * 10/2001 Cheris D25/65
- D473,724 S * 4/2003 Hans De Wit D6/336
- D649,384 S * 11/2011 Cole D6/601



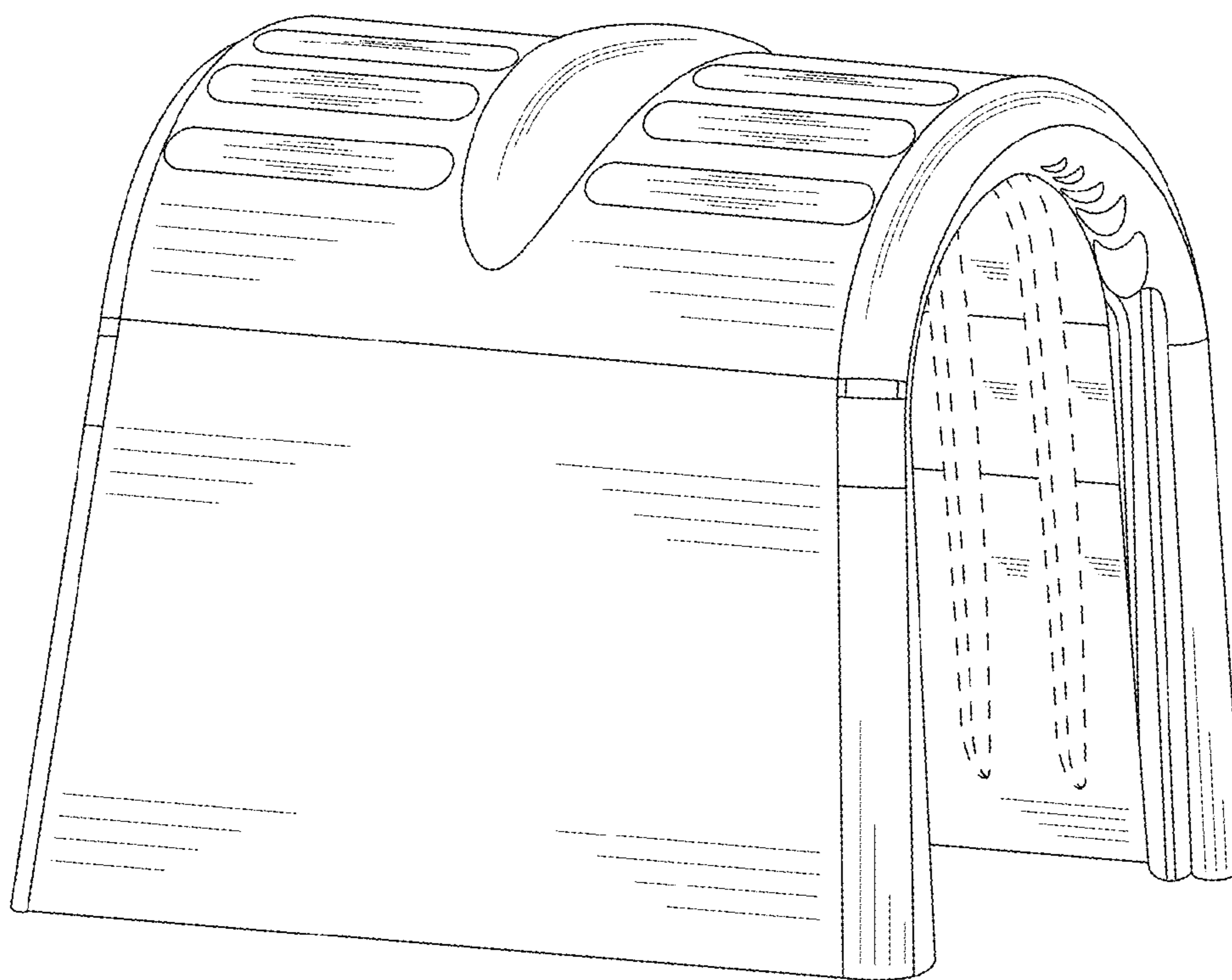


FIG. 1




FIG. 2

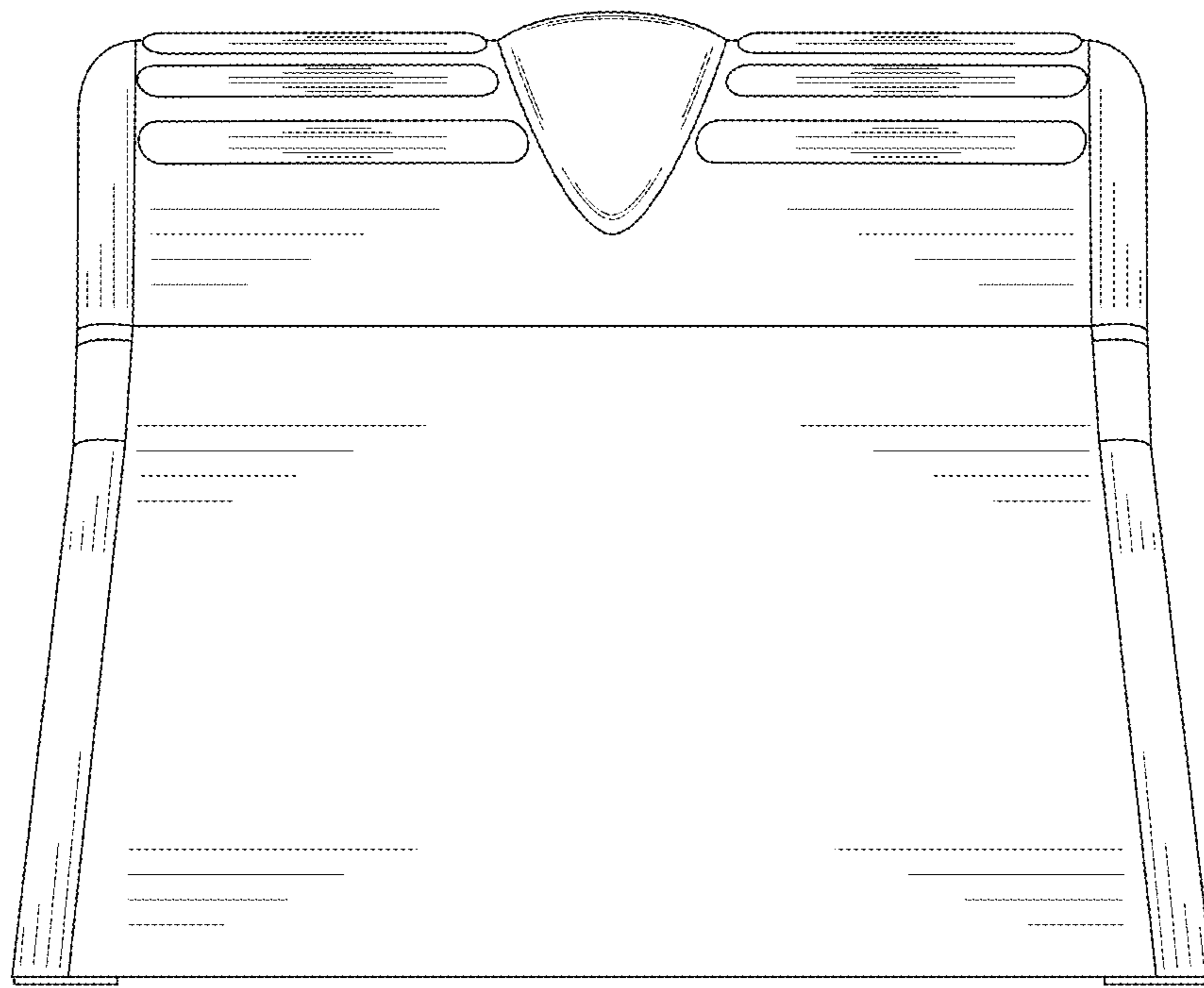


FIG. 3




FIG. 4

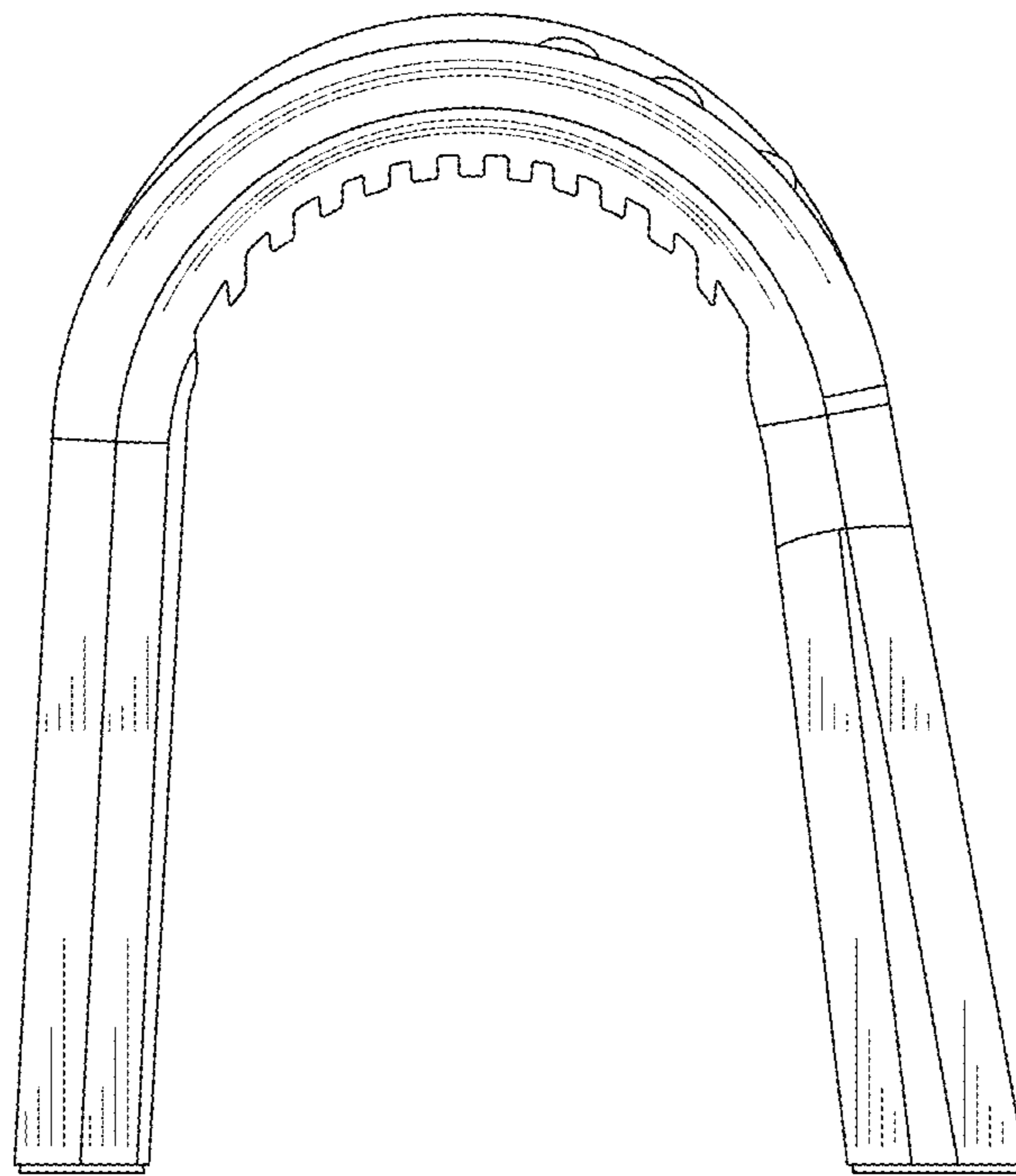


FIG. 5

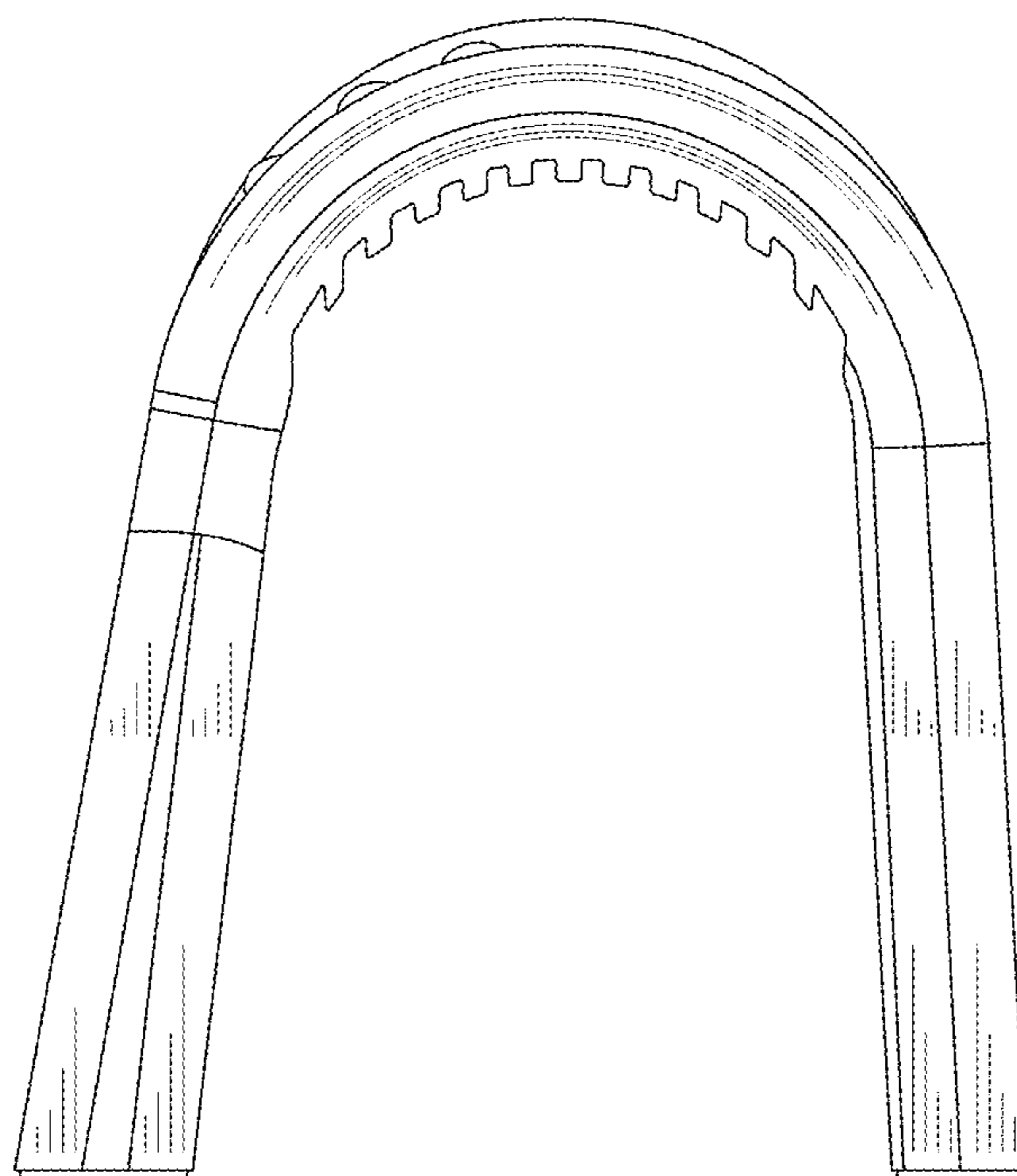


FIG. 6

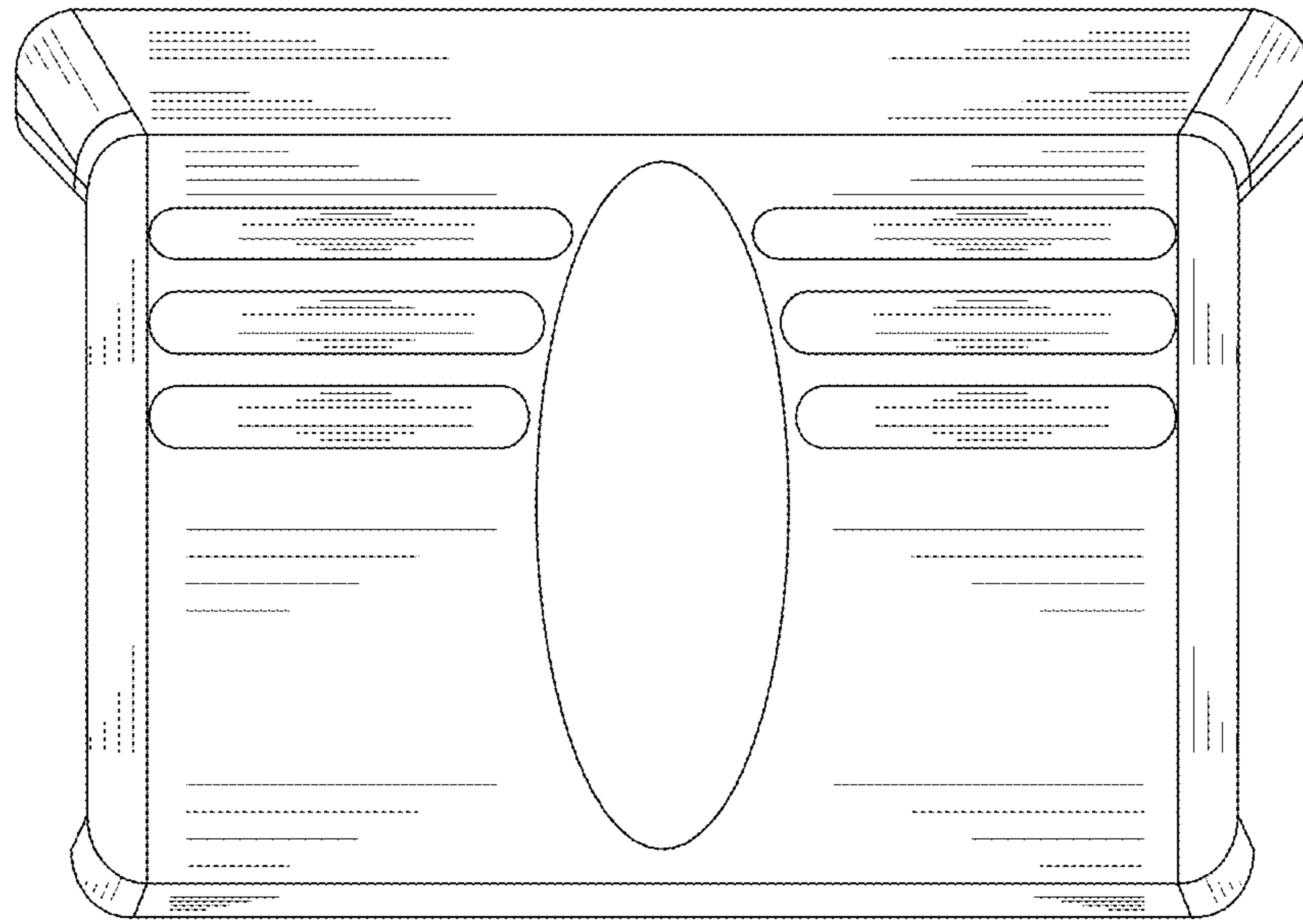


FIG. 7

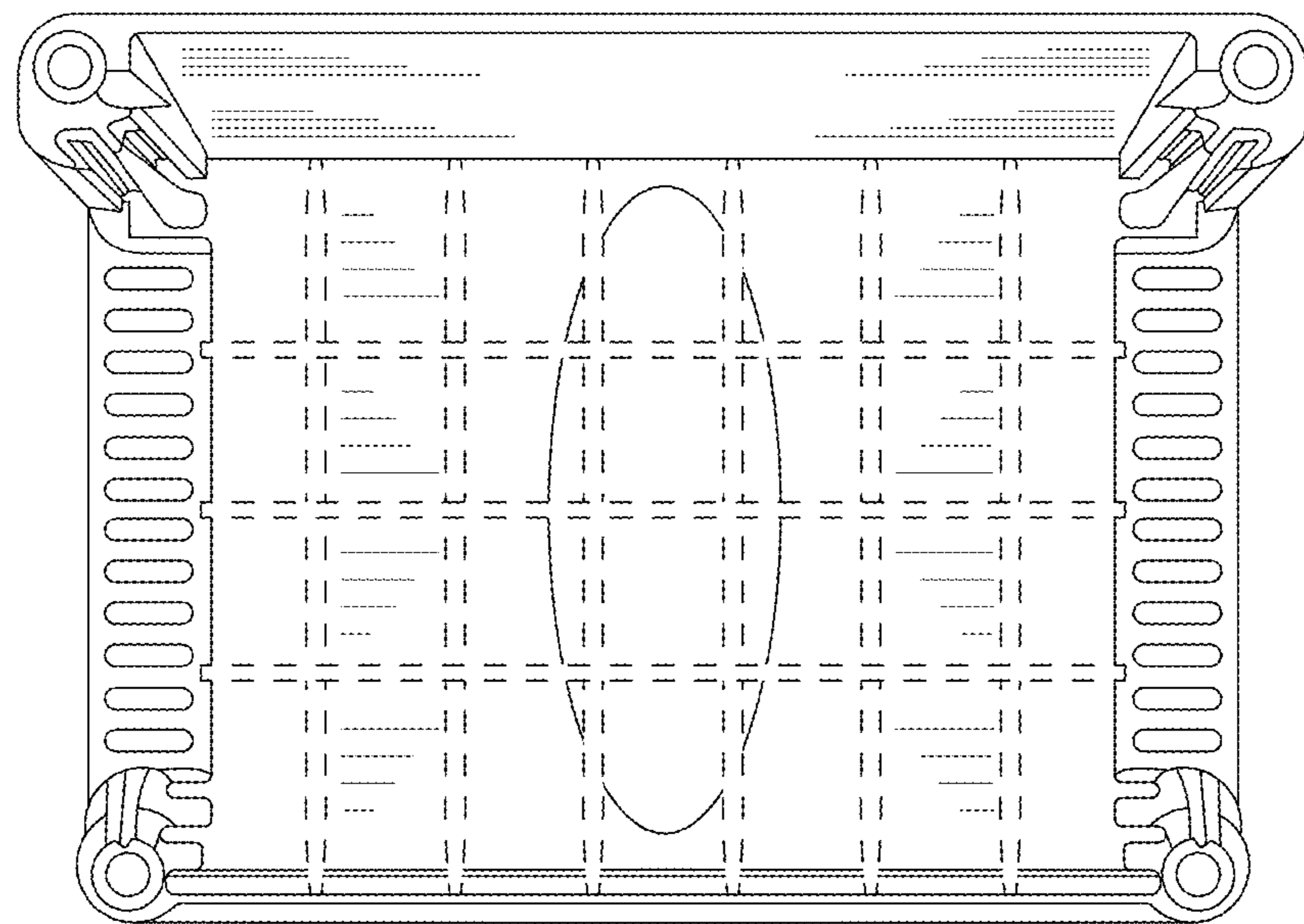


FIG. 8