



US00D874144S

(12) **United States Design Patent**
Itoi

(10) **Patent No.:** **US D874,144 S**

(45) **Date of Patent:** **** Feb. 4, 2020**

(54) **BAG**

D808,168 S * 1/2018 Turczynskyj D3/301
D822,996 S * 7/2018 Ehara D3/301
D857,391 S * 8/2019 Coleman D3/301

(71) Applicant: **HOBONICHI CO., LTD.**, Tokyo (JP)

(72) Inventor: **Shigesato Itoi**, Tokyo (JP)

(73) Assignee: **HOBONICHI CO., LTD.**, Tokyo (JP)

(**) Term: **15 Years**

FOREIGN PATENT DOCUMENTS

JP D1377898 S 1/2010
JP D1478057 S 8/2013
KR 30-0385075 S 7/2005
KR 30-0412701 S 4/2006

(21) Appl. No.: **29/654,058**

OTHER PUBLICATIONS

(22) Filed: **Jun. 20, 2018**

A webpage at <https://www.hobonichi.co.jp/>, accessed on Jun. 27, 2018, with partial translation.

(51) **LOC (12) Cl.** **03-01**

A webpage at <https://www.1101.com/store/techo/ja/magazine/2018/hikidashi/2018-02-26.html> and its English translation at <https://www.1101.com/store/techo/en/magazine/2018/hikidashi/2018-02-26.html>.

(52) **U.S. Cl.**

USPC **D3/301**

(58) **Field of Classification Search**

USPC D3/201, 205, 242, 273, 274, 275, 276,
D3/279, 281, 282, 283, 284, 289, 292,
D3/294, 295, 296, 297, 299, 301, 302,
D3/901, 903, 905

CPC A45C 5/04; A45C 11/00; A45C 11/16
See application file for complete search history.

* cited by examiner

Primary Examiner — Holly E Thurman

(74) *Attorney, Agent, or Firm* — Bret E. Field; Bozicevic, Field & Francis LLP

(56) **References Cited**

(57) **CLAIM**

U.S. PATENT DOCUMENTS

The ornamental design for a bag, as shown and described.

D382,166 S * 8/1997 Alves D3/301
D389,001 S * 1/1998 Alves D3/301
D435,863 S * 1/2001 Eskandry D19/27
D457,314 S * 5/2002 Stephens D3/276
D482,522 S * 11/2003 Hassett D3/218
D484,687 S * 1/2004 Hassett D3/218
D497,051 S * 10/2004 Nieves D3/301
D500,204 S * 12/2004 Hillman D3/301
D560,361 S * 1/2008 Huang D3/301
D659,998 S * 5/2012 Austin D3/301
D669,270 S * 10/2012 Phillips D3/301
D687,376 S * 8/2013 Farris-Gilbert D13/108
D690,104 S * 9/2013 Phillips D3/301
D690,513 S * 10/2013 Phillips D3/301
D695,523 S * 12/2013 Lynch D3/301
D748,915 S * 2/2016 Reyes D3/301

DESCRIPTION

FIG. 1 is a perspective view of the bag showing my new design;

FIG. 2 is a top view thereof;

FIG. 3 is a bottom view thereof;

FIG. 4 is a right side view thereof;

FIG. 5 is a left side view thereof;

FIG. 6 is a front view thereof; and,

FIG. 7 is a rear view thereof.

The broken lines depict portions of the bag that form no part of the claimed design.

1 Claim, 4 Drawing Sheets

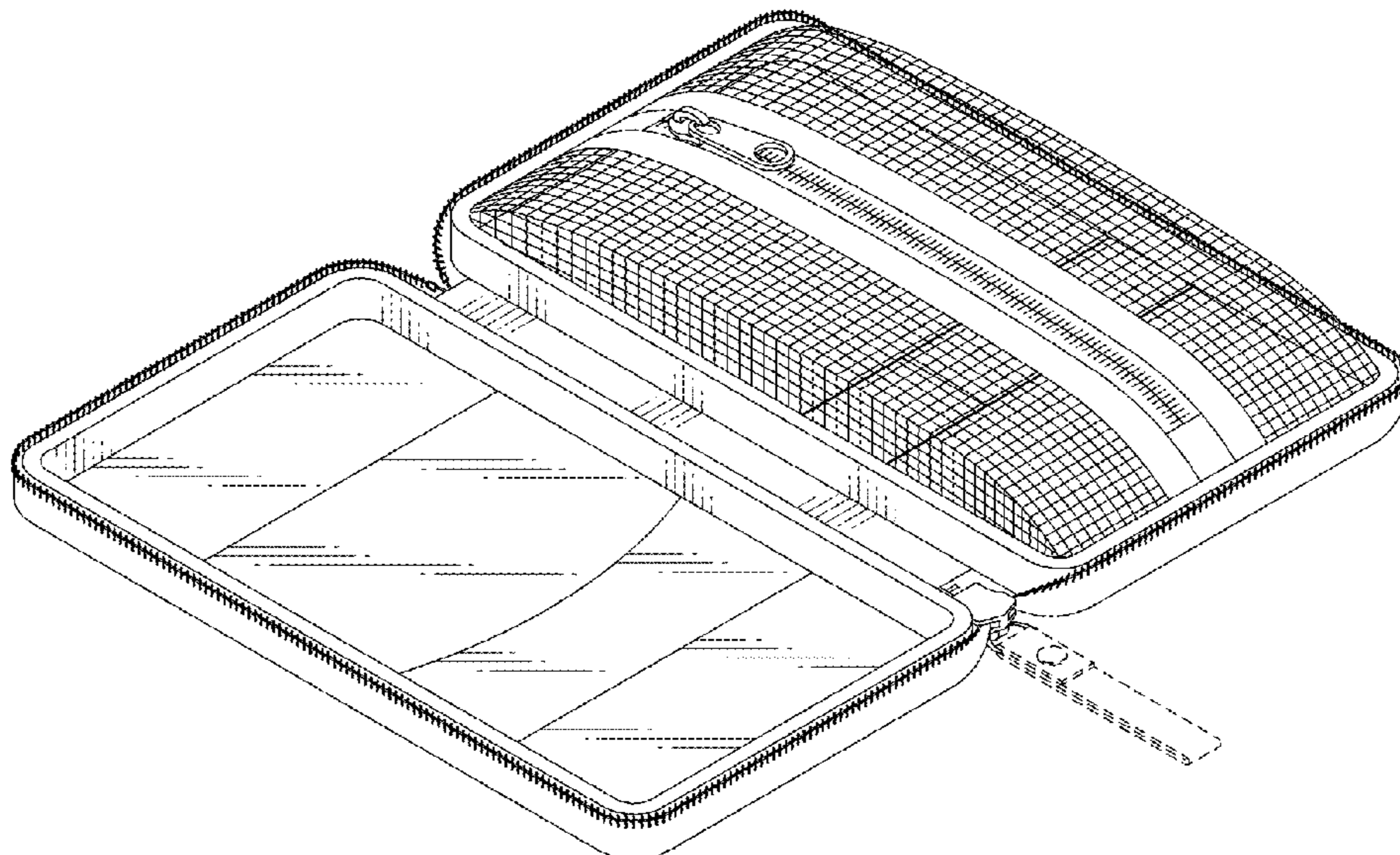


FIG. 1

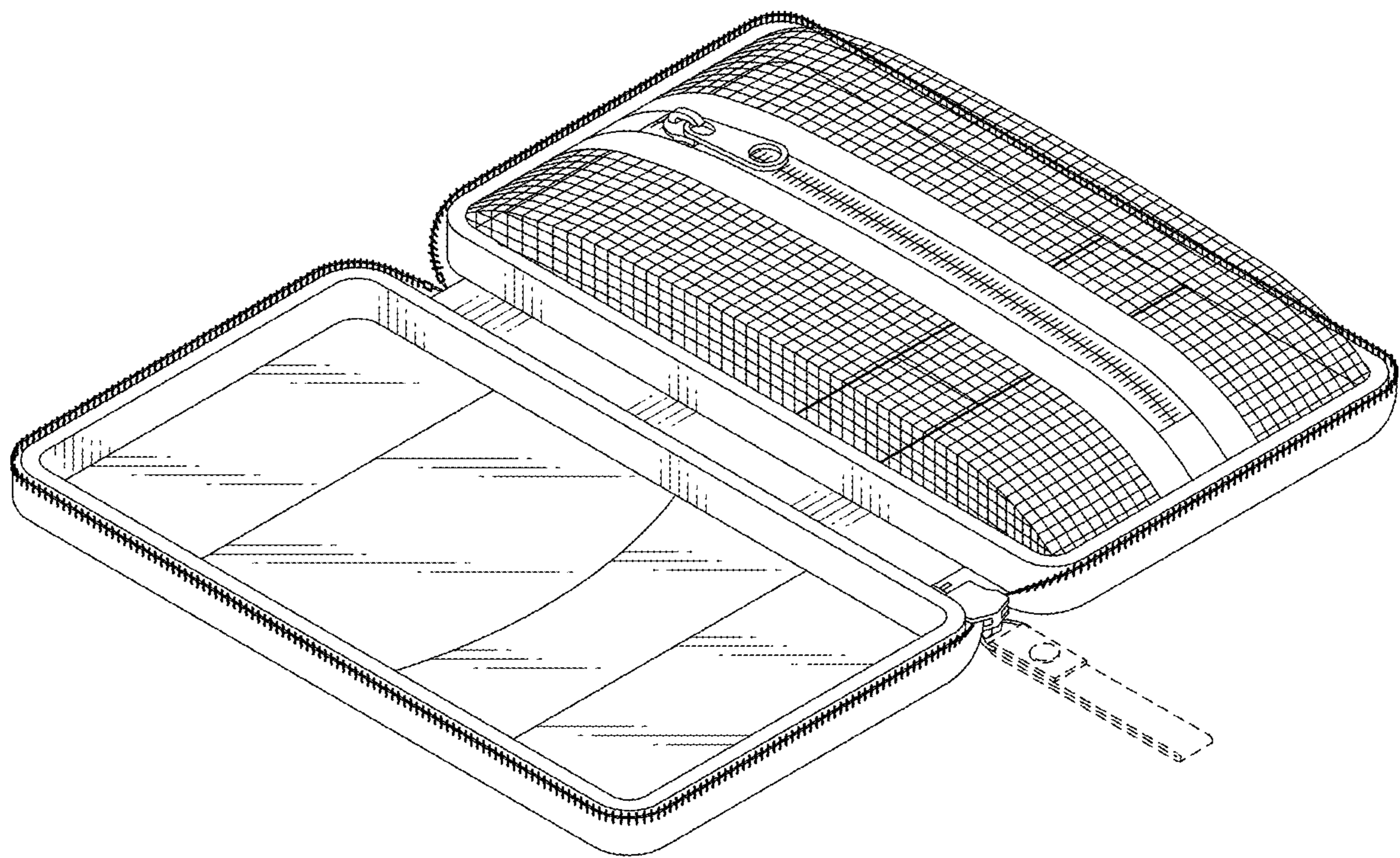


FIG. 2

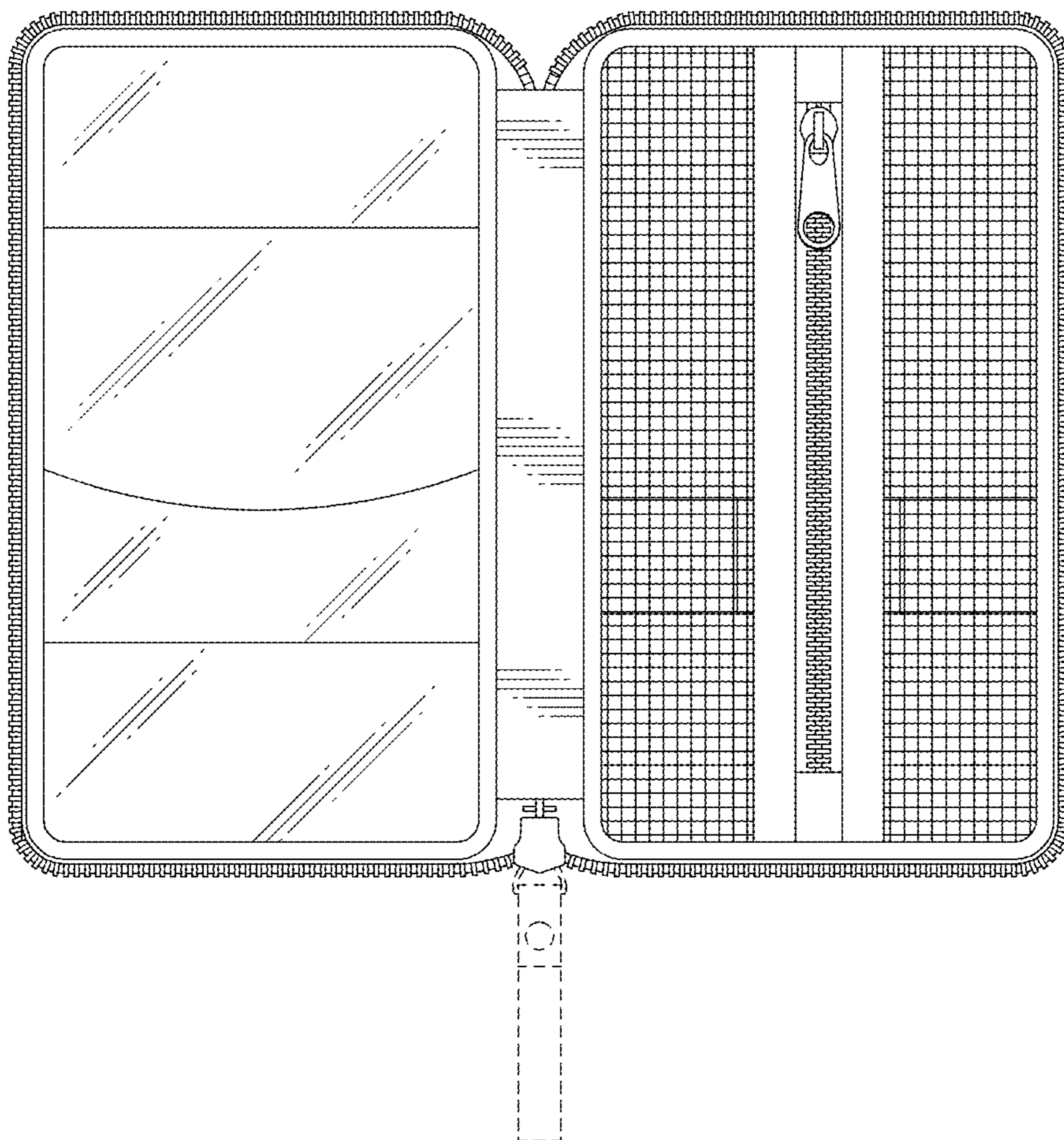


FIG. 3

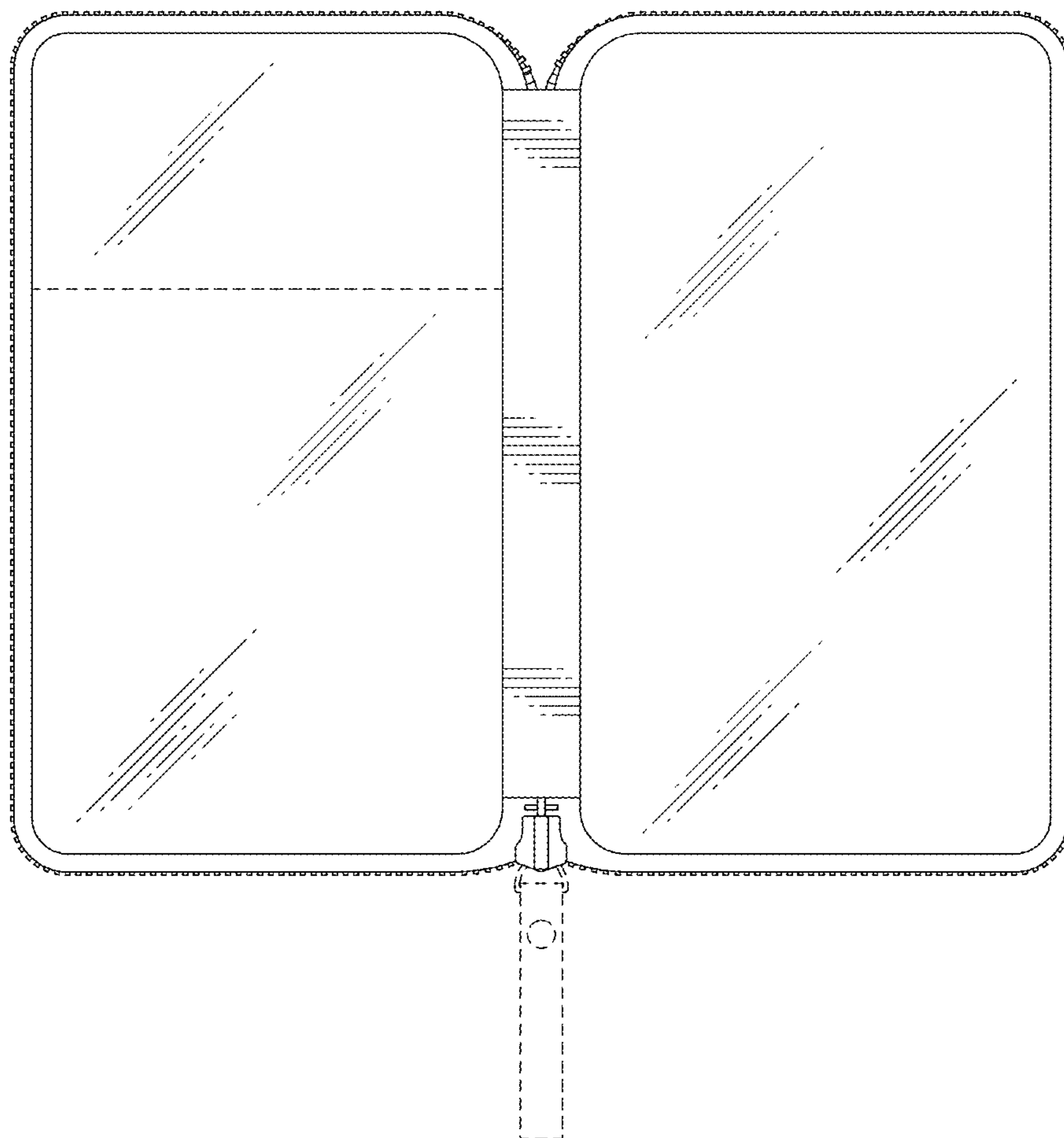


FIG. 4

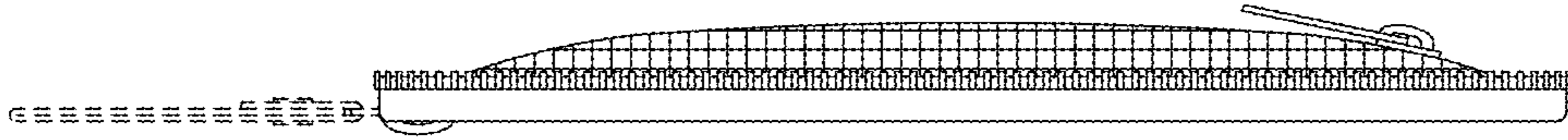


FIG. 5

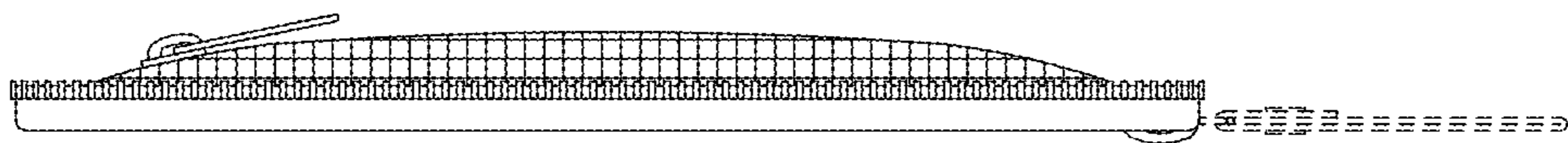


FIG. 6

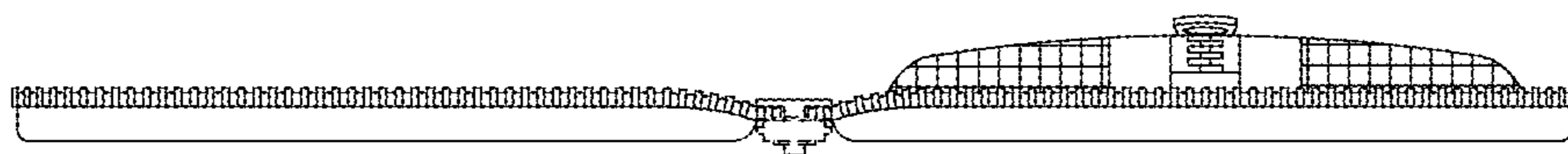


FIG. 7

