



US00D874117S

(12) **United States Design Patent** (10) **Patent No.:** **US D874,117 S**  
**Dunbar et al.** (45) **Date of Patent:** **\*\* Feb. 4, 2020**

(54) **HIGH HEEL**

FOREIGN PATENT DOCUMENTS

(71) Applicant: **ANTONIA SAINT NY, LLC**, Long Island City, NY (US)  
(72) Inventors: **Antonia Saint Dunbar**, Long Island City, NY (US); **Rebecca Heykes**, Hoboken, NJ (US); **Keiko Hirose**, Brooklyn, NY (US); **Obed M. Cepeda**, Long Island City, NY (US)  
(73) Assignee: **ANTONIA SAINT NY, LLC**, New York, NY (US)

CN 301971182 \* 7/2012  
CN 301984536 \* 7/2012  
CN 302529375 \* 8/2013  
CN 304910497 \* 11/2018  
WO WOD083457-001 \* 5/2014

\* cited by examiner

*Primary Examiner* — Cynthia Ramirez  
*Assistant Examiner* — Laura H Yu

(74) *Attorney, Agent, or Firm* — Epstein Drangel LLP; Robert L. Epstein

(\*\*) Term: **15 Years**

(57) **CLAIM**

(21) Appl. No.: **29/634,993**

The ornamental design for the high heel, substantially as shown and described.

(22) Filed: **Jan. 26, 2018**

**DESCRIPTION**

(51) **LOC (12) Cl.** ..... **02-04**

(52) **U.S. Cl.**

USPC ..... **D2/966**; D2/965

(58) **Field of Classification Search**

USPC ..... D2/902–922, 923–943, 964–965

CPC ..... A43B 1/0036; A43B 21/00; A43B 21/02;

A43B 21/06; A43B 9/14; A43B 1/0045;

A43B 13/10; A43B 23/06; A43B 23/07;

A43B 5/12

See application file for complete search history.

FIG. 1 is a rear left side perspective view showing the high heel with our design;

FIG. 2 is a rear right side perspective view showing the high heel with our design;

FIG. 3 is a rear elevation view of the high heel with our design;

FIG. 4 is a right side elevation view of the high heel with our design;

FIG. 5 is a left side elevation view of the high heel with our design;

FIG. 6 is a bottom plan view of the high heel with our design; and,

FIG. 7 is a greatly enlarged section of the high heel with our design as shown in FIG. 3.

The dash dot broken lines in FIG. 7 represent a boundary, used for ease of disclosure and form no part of the claimed design.

(56) **References Cited**

U.S. PATENT DOCUMENTS

D93,479 S \* 10/1934 Kean ..... D2/966

2,255,941 A \* 9/1941 Rule ..... A43B 21/00

36/34 B

D174,355 S \* 3/1955 Simon ..... D2/966

D756,615 S \* 5/2016 Larusso ..... D2/925

D794,284 S \* 8/2017 Francis ..... D2/915

**1 Claim, 7 Drawing Sheets**






FIG. 1



FIG. 2




FIG. 3




FIG. 4



FIG. 5




FIG. 6



FIG. 7