



US00D874111S

(12) **United States Design Patent** (10) **Patent No.:** **US D874,111 S**  
**Fromholtz et al.** (45) **Date of Patent:** **\*\* Feb. 4, 2020**

(54) **PORTION OF AN INSOLE**  
(71) Applicant: **Scholl's Wellness Company LLC**,  
Boston, MA (US)  
(72) Inventors: **Alexander Fromholtz**, Leonia, NJ  
(US); **Andrew Anthony Markle**, Jersey  
City, NJ (US); **Alexandra Azzi**,  
Brooklyn, NY (US)

(73) Assignee: **Scholl's Wellness Company LLC**,  
Boston, MA (US)

(\*\*) Term: **15 Years**

(21) Appl. No.: **29/653,331**

(22) Filed: **Jun. 14, 2018**

(51) **LOC (12) Cl.** ..... **02-04**

(52) **U.S. Cl.**  
USPC ..... **D2/961**

(58) **Field of Classification Search**  
USPC ..... D2/896, 946, 947, 951, 953, 954, 955,  
D2/956, 961, 959, 960  
CPC ..... A43B 13/00; A43B 13/02; A43B 13/04;  
A43B 13/14; A43B 13/141; A43B 13/18;  
A43B 13/181; A43B 13/32; A43B 13/38;  
A43B 13/40; A43B 17/00; A43B 17/003;  
A43B 17/14; A43B 19/00  
See application file for complete search history.

(56) **References Cited**

**U.S. PATENT DOCUMENTS**

D456,125 S \* 4/2002 Grisoni ..... D2/961  
D456,126 S \* 4/2002 Grisoni ..... D2/961

D456,127 S \* 4/2002 Grisoni ..... D2/961  
D474,004 S \* 5/2003 Kuerbis ..... D2/951  
D474,005 S \* 5/2003 Kuerbis ..... D2/951  
D475,510 S \* 6/2003 Reynolds ..... D2/946  
D628,371 S \* 12/2010 Yang ..... D2/961  
D646,474 S \* 10/2011 Avent ..... D2/961  
2001/0045028 A1\* 11/2001 Crane ..... A43B 7/1415  
36/44  
2007/0022630 A1\* 2/2007 Lundy, Jr. .... A43B 7/144  
36/28

\* cited by examiner

*Primary Examiner* — Elizabeth J Oswecki

(74) *Attorney, Agent, or Firm* — Lowenstein Sandler LLP

(57) **CLAIM**

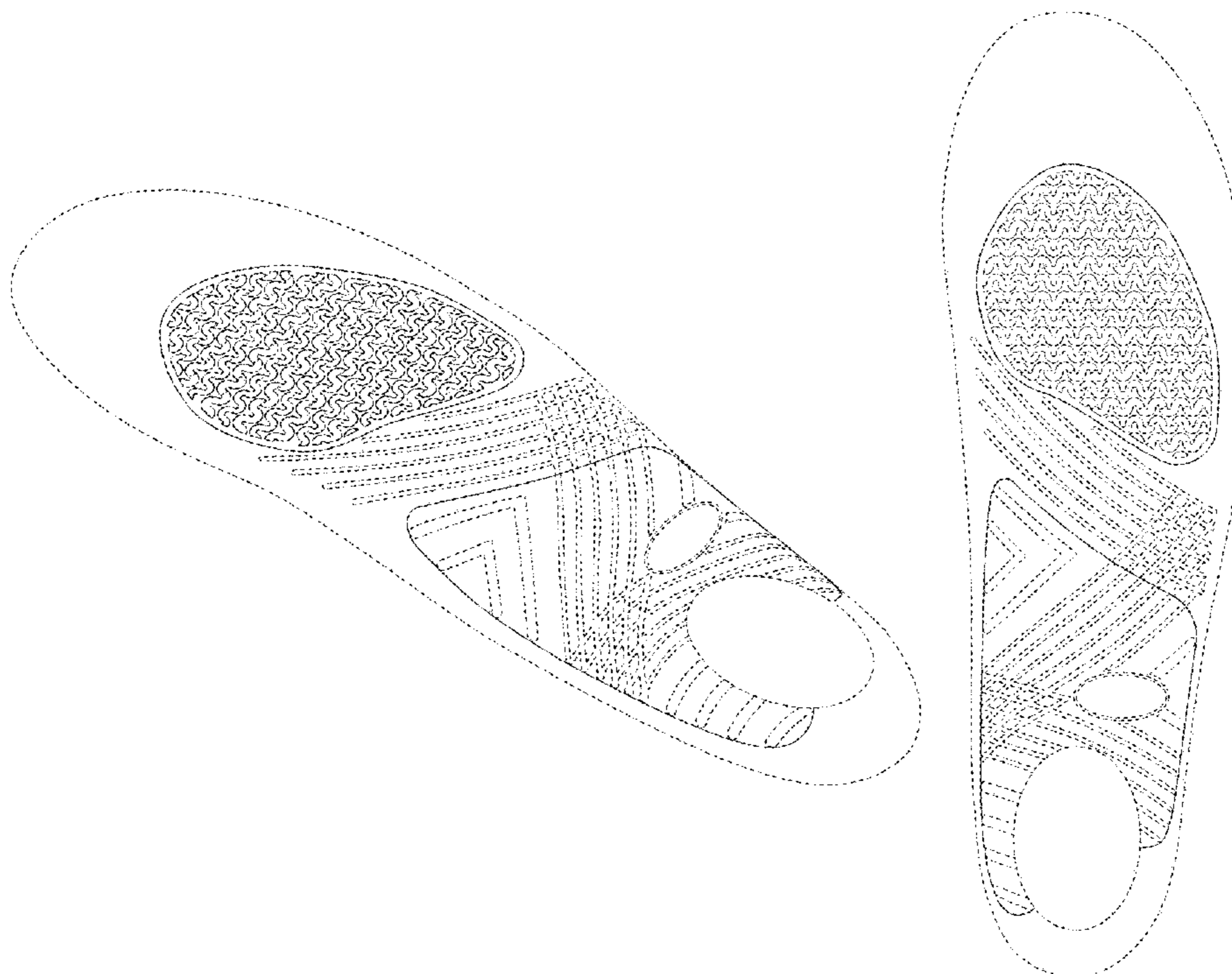
The ornamental design for a portion of an insole, as shown and described.

**DESCRIPTION**

FIG. 1 is a perspective view of a portion of an insole showing our new design;  
FIG. 2 is a bottom view thereof;  
FIG. 3 is a side view thereof;  
FIG. 4 is an opposite side view thereof;  
FIG. 5 is a front view thereof; and,  
FIG. 6 is a rear view thereof.

The broken lines in the drawings illustrate portions of an insole that form no part of the claimed design.

**1 Claim, 4 Drawing Sheets**



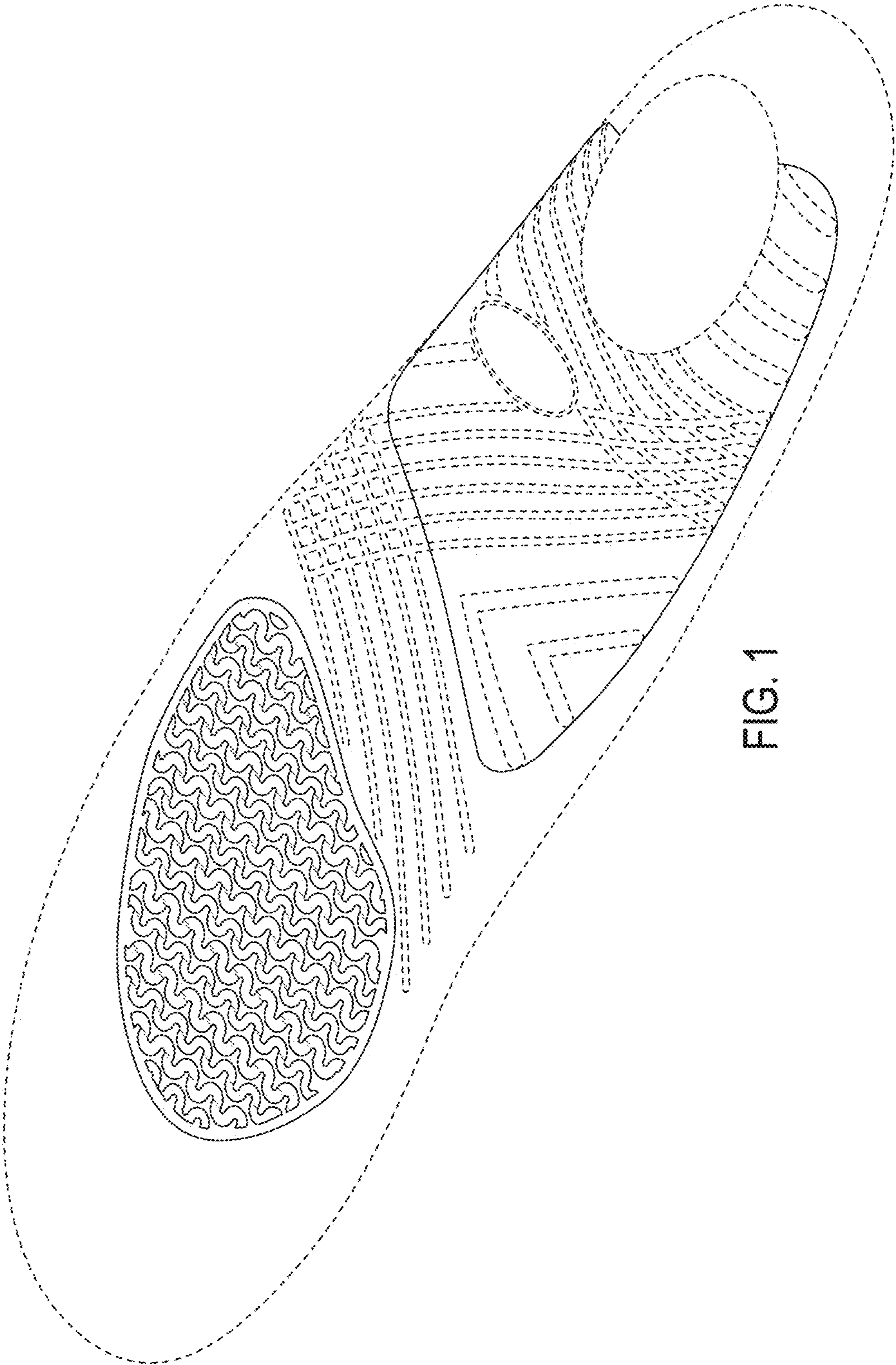


FIG. 1

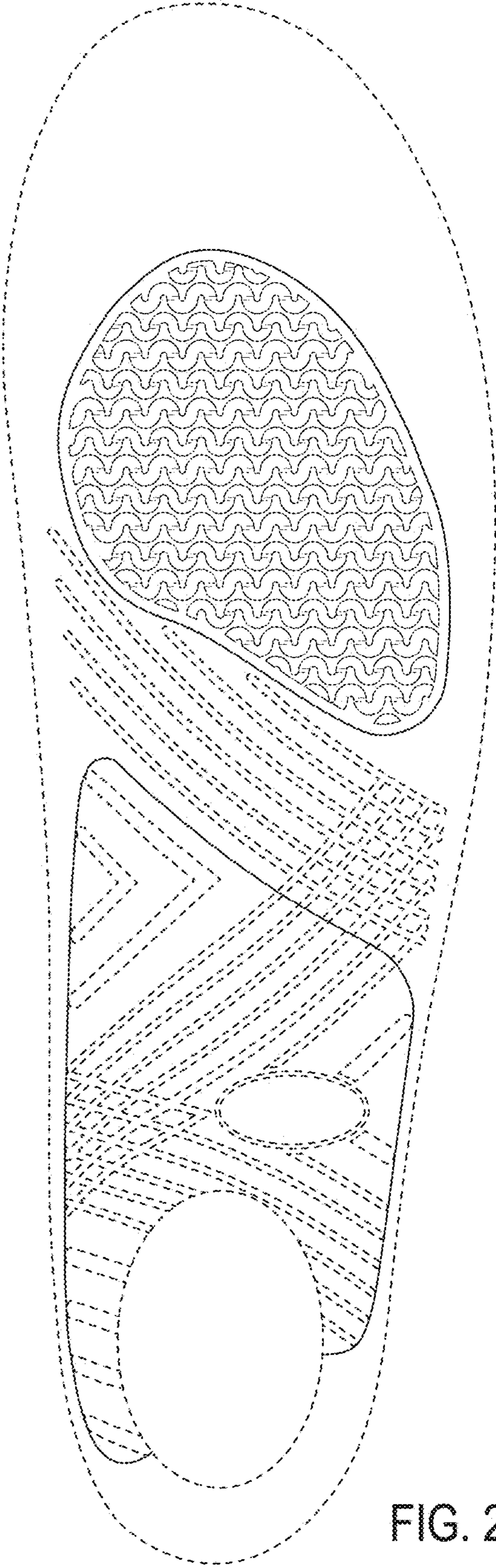


FIG. 2





FIG. 3




FIG. 4

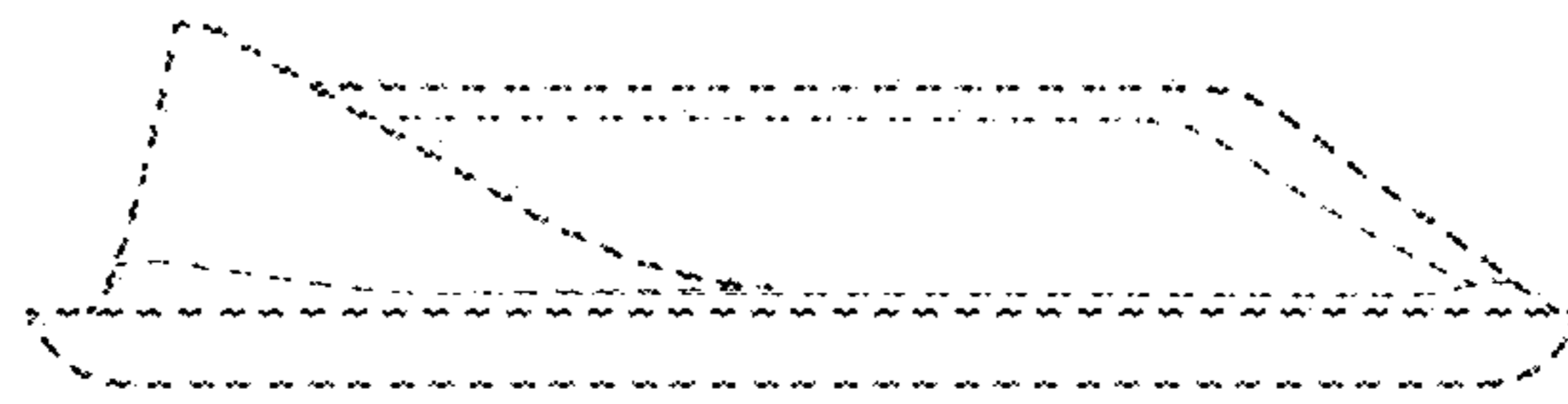


FIG. 5




FIG. 6