



US00D874103S

(12) **United States Design Patent** (10) **Patent No.:** **US D874,103 S**
Matsuo (45) **Date of Patent:** **** Feb. 4, 2020**

(54) **SHOE**
(71) Applicant: **Grendene S/A**, Sobral (BR)
(72) Inventor: **Edson Matsuo**, Porto Alegre (BR)
(73) Assignee: **Grendene S/A**, Sobral (BR)
(**) Term: **15 Years**

(21) Appl. No.: **29/665,301**
(22) Filed: **Oct. 2, 2018**

(30) **Foreign Application Priority Data**

May 21, 2018 (BR) 302018002113-4

(51) **LOC (12) Cl.** **02-02**
(52) **U.S. Cl.**
USPC **D2/944**; D2/908; D2/900

(58) **Field of Classification Search**
USPC D2/906-908, 943-947, 950, 962, 969,
D2/972-974, 976-978
CPC A43C 15/04; A43C 15/06; A43C 15/068;
A43C 15/12
See application file for complete search history.

(56) **References Cited**

U.S. PATENT DOCUMENTS

D200,846 S * 4/1965 Bovay D2/908
D367,553 S * 3/1996 Delfel D2/905
D493,949 S * 8/2004 Magro D2/907
D511,610 S * 11/2005 Della Valle D2/908
D560,053 S * 1/2008 McClaskie D2/951
D653,840 S * 2/2012 Keen D2/907
D662,301 S * 6/2012 Raysse D2/969
D762,359 S * 8/2016 Slimane D2/925

D774,288 S * 12/2016 Pina D2/908
D783,260 S * 4/2017 Woodman D2/972
D783,261 S * 4/2017 Woodman D2/972
D798,571 S * 10/2017 Cochrane D2/972
D804,796 S * 12/2017 Kirschner D2/969
D807,627 S * 1/2018 Parrett D2/972
D814,779 S * 4/2018 Goto D2/972
D841,970 S * 3/2019 Woodman D2/972
D851,870 S * 6/2019 Gallo D2/907

* cited by examiner

Primary Examiner — Kevin K Rudzinski
Assistant Examiner — Clare Ann Gannon
(74) *Attorney, Agent, or Firm* — Laurence P. Colton;
Smith Tempel Blaha LLC

(57) **CLAIM**

The ornamental design for a shoe, as shown and described.

DESCRIPTION

The patent or application contains at least one drawing executed in color. Copies of this patent or patent application publication with color drawing(s) will be provided by the Office upon request and payment of the necessary fee.
FIG. 1 is an upper front perspective view of the shoe showing my new design.
FIG. 2 is a left side view thereof.
FIG. 3 is a right side view thereof.
FIG. 4 is a front view thereof.
FIG. 5 is a rear view thereof.
FIG. 6 is a top view thereof; and,
FIG. 7 is a bottom view thereof.

1 Claim, 6 Drawing Sheets
(6 of 6 Drawing Sheet(s) Filed in Color)





FIGURE 1




FIGURE 2




FIGURE 3



FIGURE 4



FIGURE 5



FIGURE 6




FIGURE 7