



US00D874102S

(12) **United States Design Patent** (10) **Patent No.:** **US D874,102 S**  
**Sullivan et al.** (45) **Date of Patent:** **\*\* Feb. 4, 2020**

(54) **SANDAL WITH ILLUMINATED STRAP**  
(71) Applicant: **Fujian Putian Power Rich I & E co., Ltd.**, Putian (CN)  
(72) Inventors: **Tim S. Sullivan**, Bella Vista, AR (US); **Jack Lin**, Putian (CN)  
(73) Assignee: **FUJIAN PUTIAN POWER RICH I & E CO., LTD.**, Putian (CN)  
(\*\*) Term: **15 Years**  
(21) Appl. No.: **29/656,627**

D568,032 S \* 5/2008 Lavergne ..... D2/917  
D570,088 S \* 6/2008 Lee ..... D2/917  
D603,148 S \* 11/2009 Kiser ..... D2/917  
D617,982 S \* 6/2010 Escario ..... D2/917  
D619,341 S \* 7/2010 Fu ..... D2/917  
D635,757 S \* 4/2011 Ward, Jr. .... D2/917  
D661,473 S \* 6/2012 Panariello, Jr. .... D2/917  
D664,747 S \* 8/2012 Ma ..... D2/917  
D747,858 S \* 1/2016 Andrade ..... D2/917  
D753,907 S \* 4/2016 Zavodny ..... D2/917  
9,380,836 B1 \* 7/2016 Vigil ..... A43B 3/103  
D762,356 S \* 8/2016 dos Santos ..... D2/917  
D802,894 S \* 11/2017 Hendrix ..... D2/917  
D818,675 S \* 5/2018 Stonisch ..... D2/917  
D854,792 S \* 7/2019 McLellan ..... D2/917

\* cited by examiner

(22) Filed: **Jul. 13, 2018**  
(51) **LOC (12) Cl.** ..... **02-04**  
(52) **U.S. Cl.**  
USPC ..... **D2/917; D2/960**  
(58) **Field of Classification Search**  
USPC ..... D2/896-900, 916-925, 940, 943, 946,  
D2/947-952, 960, 969  
CPC .. A43B 3/12; A43B 3/10; A43B 3/122; A43B  
23/25; A43B 3/103; A43B 1/0027  
See application file for complete search history.

*Primary Examiner* — Rashida C. Walshon  
(74) *Attorney, Agent, or Firm* — Casimir Jones, S.C.;  
David Casimir

(57) **CLAIM**

We claim the ornamental design for a sandal with an illuminated strap, as shown and described.

**DESCRIPTION**

FIG. 1 is a perspective view of a sandal with illuminated strap, showing my new design;  
FIG. 2 is a top thereof;  
FIG. 3 is a front elevational view thereof;  
FIG. 4 is a rear elevational view thereof;  
FIG. 5 is a left side elevational view thereof;  
FIG. 6 is a right elevational view thereof; and,  
FIG. 7 is a bottom view thereof.

**1 Claim, 3 Drawing Sheets**

(56) **References Cited**  
U.S. PATENT DOCUMENTS  
4,172,330 A \* 10/1979 Kao ..... A43B 3/103  
36/101  
D347,935 S \* 6/1994 Dolinsky ..... A43B 3/103  
D2/953  
D364,954 S \* 12/1995 Porter ..... A43B 3/103  
D2/946  
D434,546 S \* 12/2000 Zelenack ..... D2/898

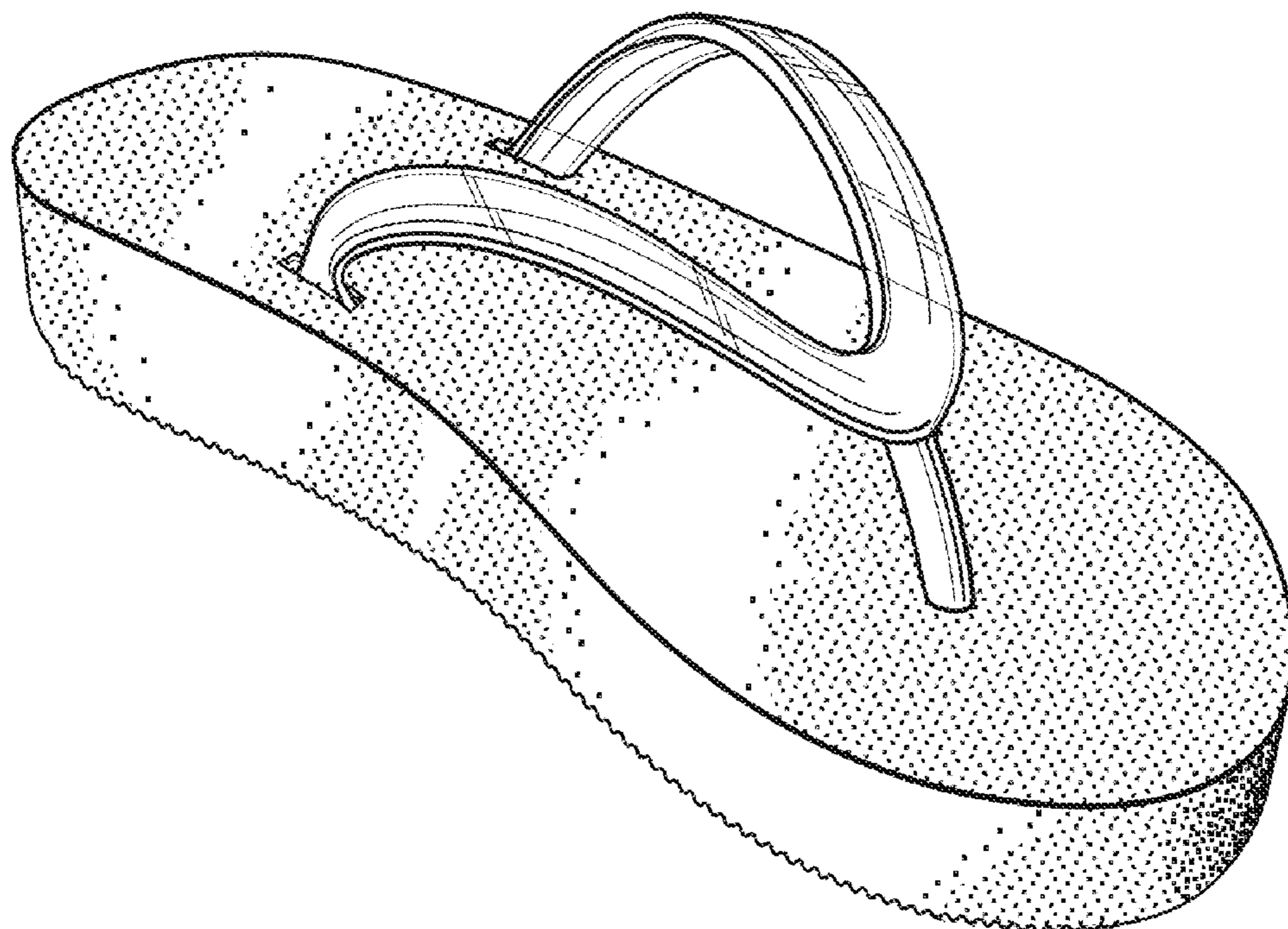
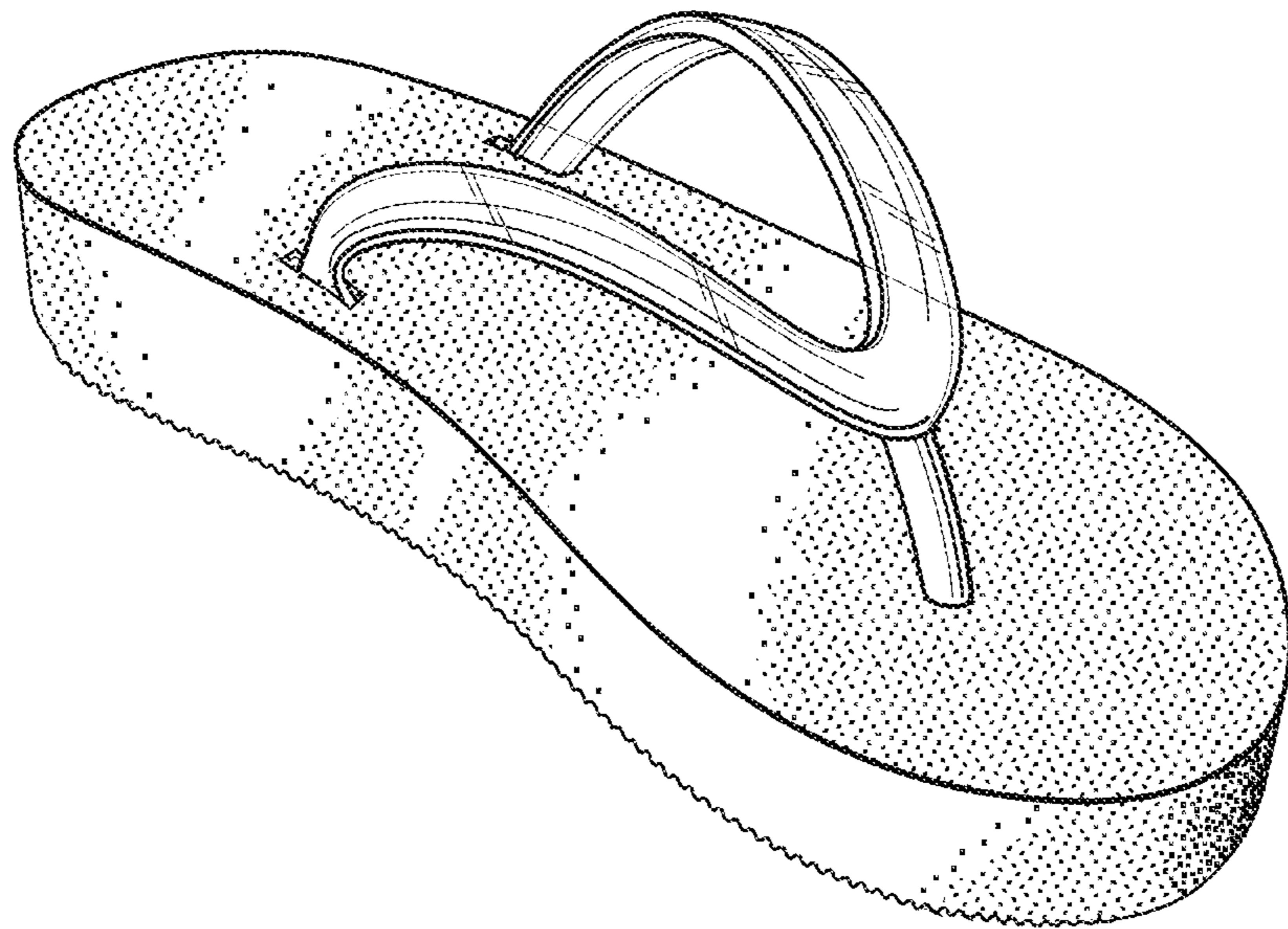
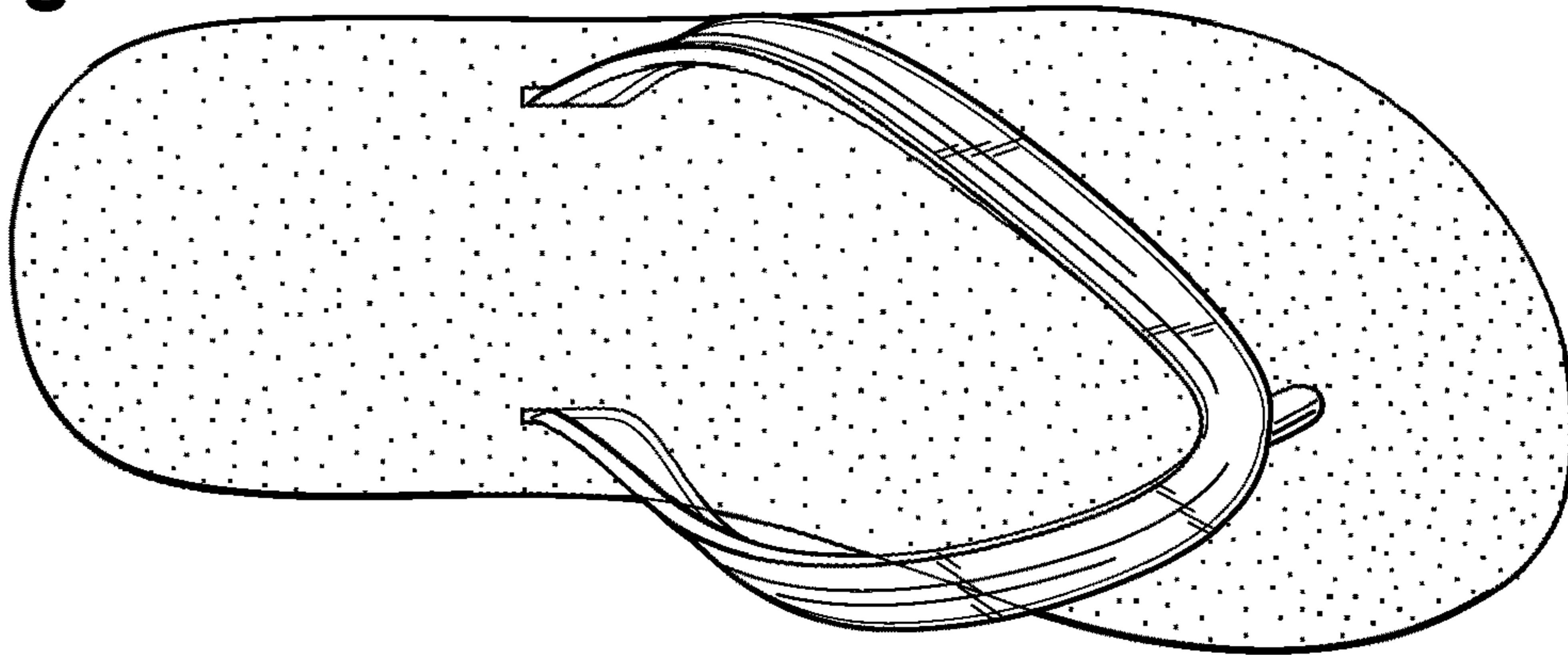


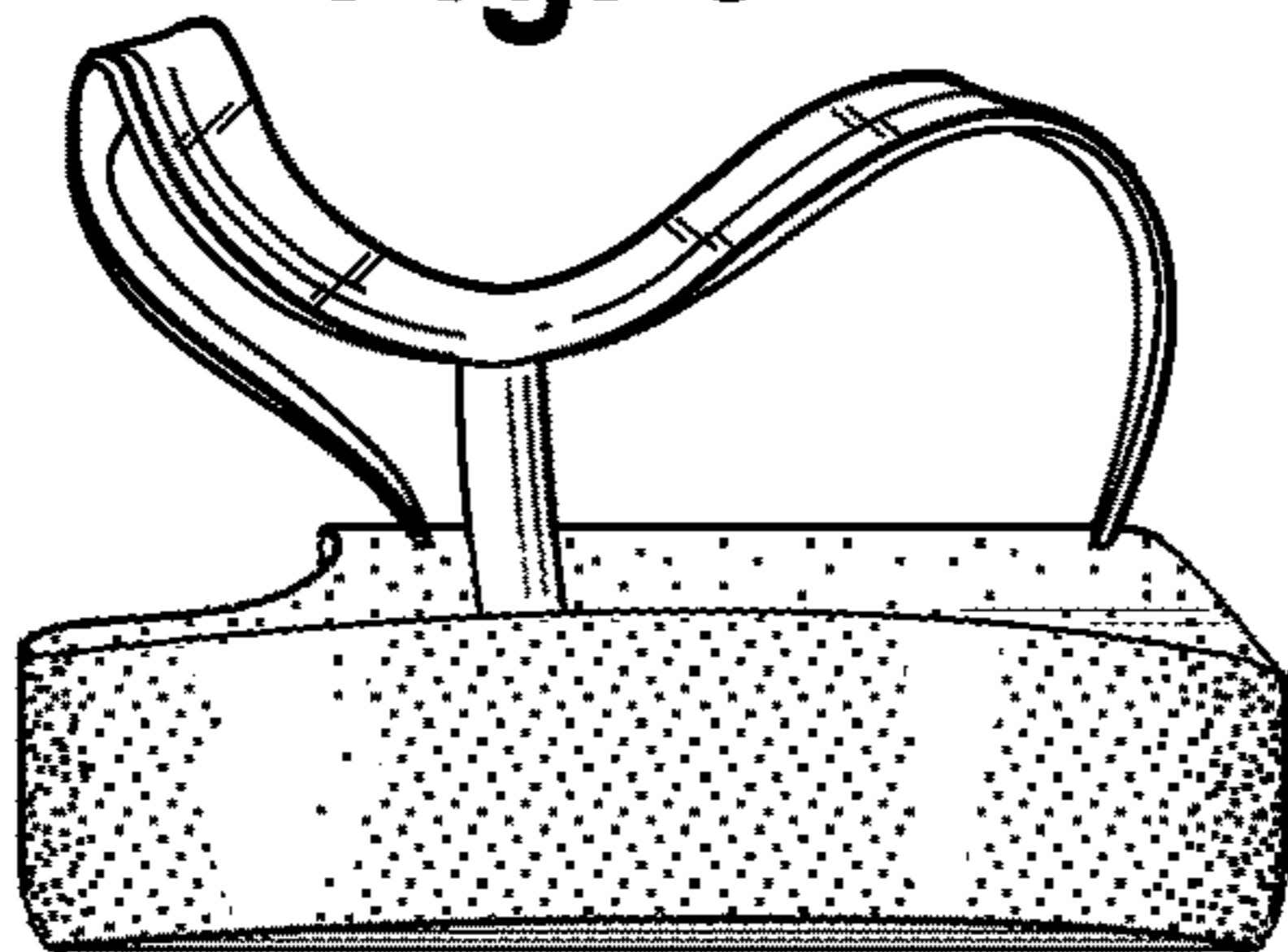
Fig. 1



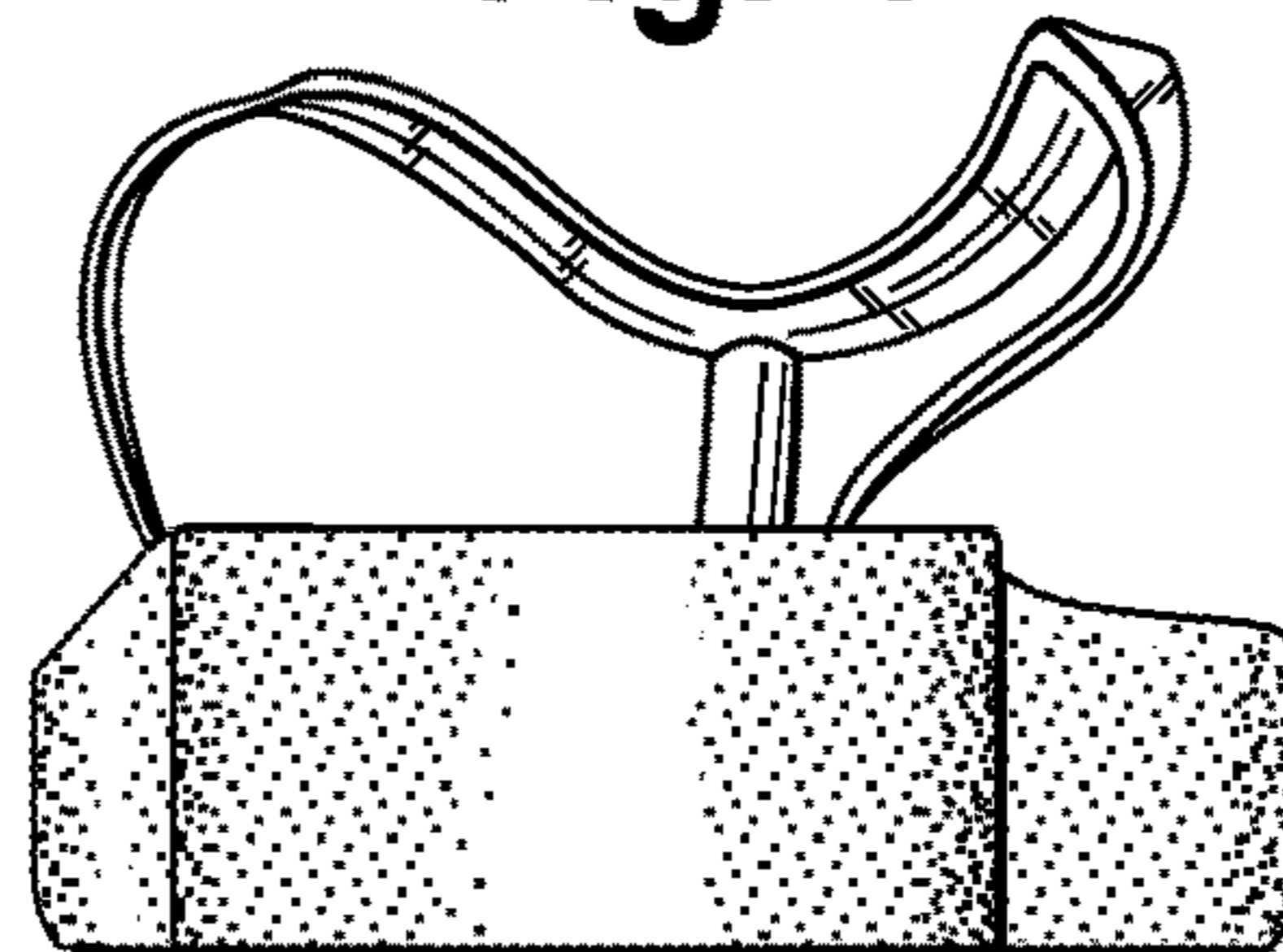
**Fig. 2**



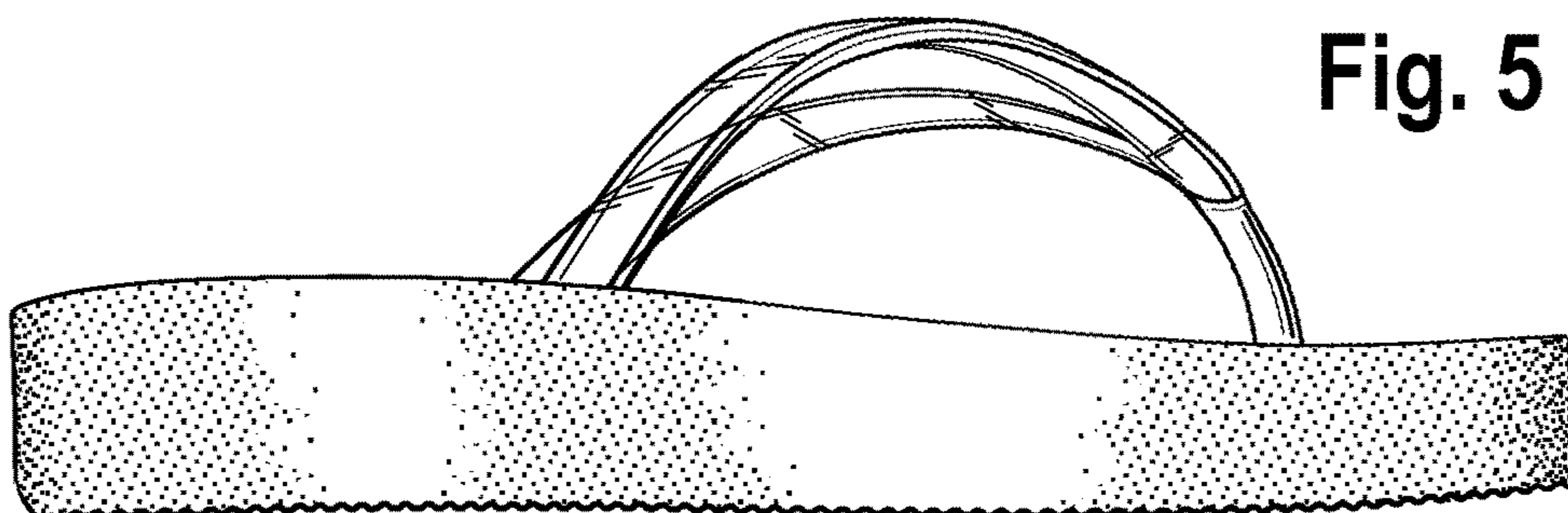
**Fig. 3**



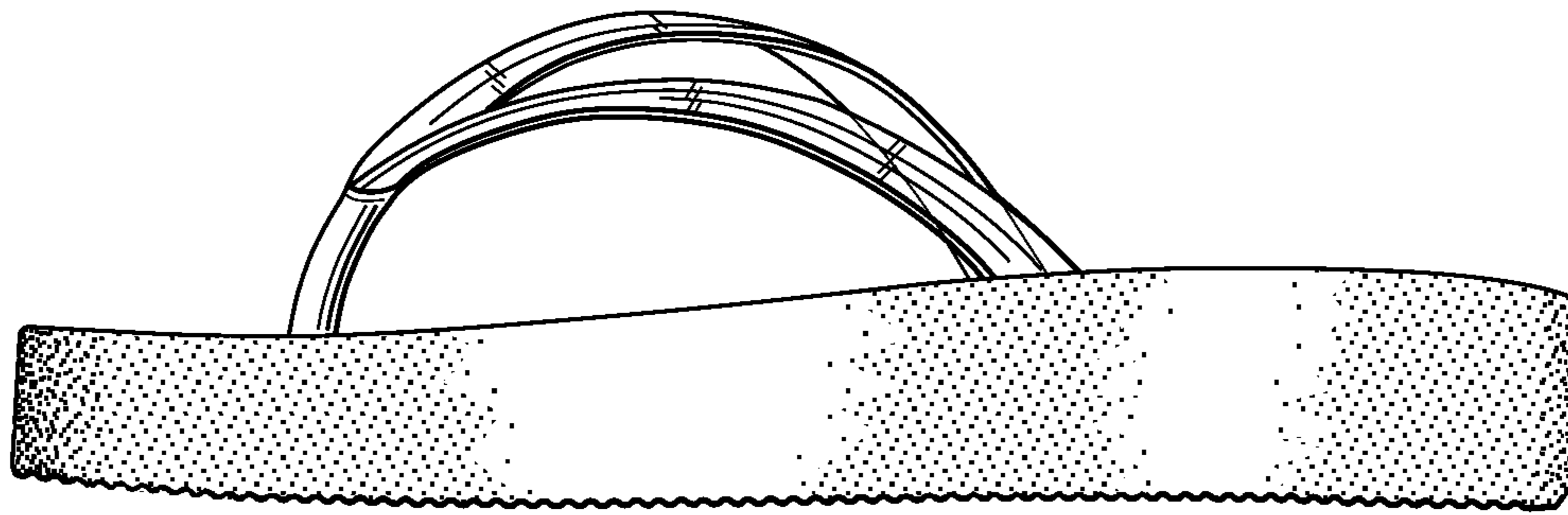
**Fig. 4**



**Fig. 5**



**Fig. 6**



**Fig. 7**

