



US00D874088S

(12) **United States Design Patent** (10) **Patent No.:** **US D874,088 S**  
**Guo et al.** (45) **Date of Patent:** **\*\* Feb. 4, 2020**

(54) **PET TREAT** D302,435 S \* 7/1989 Pearse ..... D17/20  
D327,771 S \* 7/1992 Young ..... D2/602  
(71) Applicant: **BIG HEART PET, INC.**, Orrville, OH 5,297,984 A 3/1994 Gagliardi, Jr.  
(US) 5,609,913 A 3/1997 Welch  
(Continued)

(72) Inventors: **Judy Guo**, San Francisco, CA (US);  
**Andrew Deakin**, Oakland, CA (US);  
**Molly Rolig**, Sonoma, CA (US)  
(73) Assignee: **BIG HEART PET, INC.**, Orrville, OH  
(US)

**FOREIGN PATENT DOCUMENTS**

MX	22616-0001	7/2007
MX	29577-0001	12/2009
MX	32530-0001	2/2011

(\*\*) Term: **15 Years**

**OTHER PUBLICATIONS**

(21) Appl. No.: **29/686,128**

Ex-parte Quayle Office Action dated Nov. 1, 2018 in corresponding Design U.S. Appl. No. 29/642,078.

(22) Filed: **Apr. 2, 2019**

(Continued)

**Related U.S. Application Data**

*Primary Examiner* — Katie Jane Stofko  
(74) *Attorney, Agent, or Firm* — Michael A. Olshavsky

(62) Division of application No. 29/642,078, filed on Mar. 27, 2018, now Pat. No. Des. 849,355.

(51) **LOC (12) Cl.** ..... **01-01**

(57) **CLAIM**

(52) **U.S. Cl.**  
USPC ..... **D1/199**

The ornamental design of a pet treat, as shown and described.

(58) **Field of Classification Search**  
USPC ..... D1/100–130, 199; 426/5, 76, 87, 92, 94,  
426/95, 99, 101, 103, 108, 138–139, 143,  
426/144, 279, 282, 283, 391, 514, 549,  
426/660; D13/100; D24/211, 212, 215;  
D28/8.1; D30/160; 425/195; 34/296;  
D6/601; D9/453  
CPC .. A61K 9/2072; A61K 9/0004; A61K 9/2095;  
A61K 9/209  
See application file for complete search history.

**DESCRIPTION**

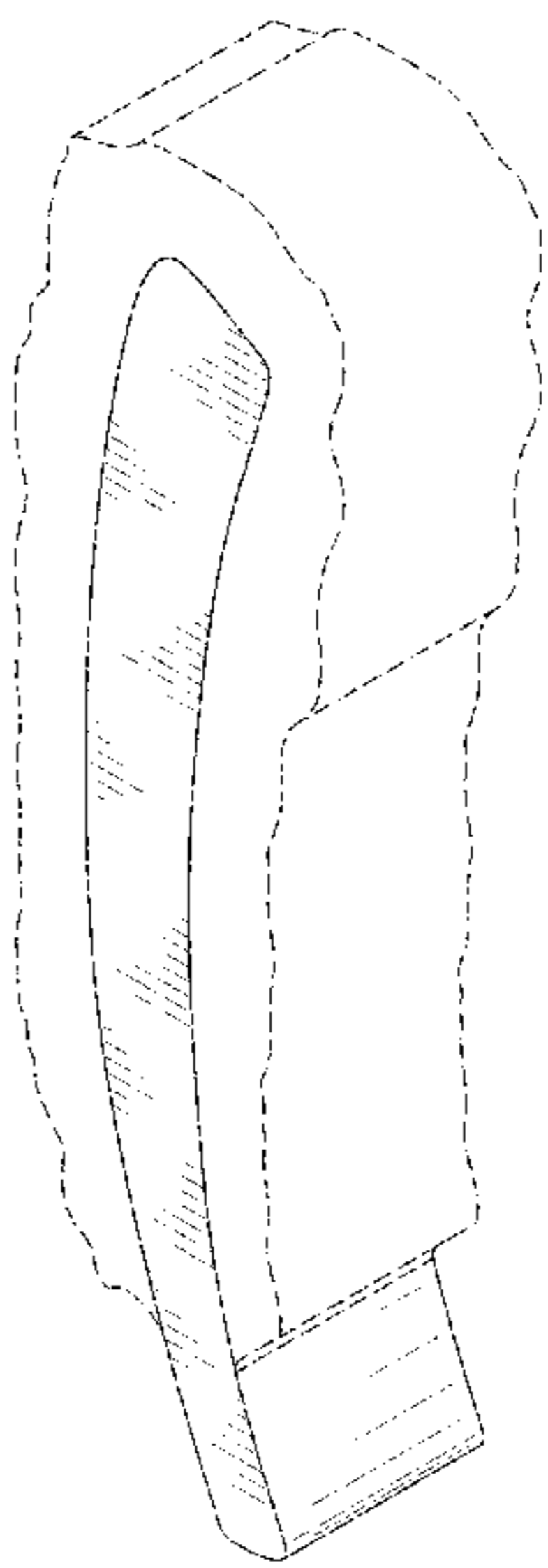
FIG. 1 is a top isometric view of a pet treat.  
FIG. 2 is a bottom isometric view of the pet treat shown in FIG. 1.  
FIG. 3 is a front view of the pet treat shown in FIG. 1.  
FIG. 4 is a rear view of the pet treat shown in FIG. 1.  
FIG. 5 is a side view of the pet treat shown in FIG. 1.  
FIG. 6 is another side view of the pet treat shown in FIG. 1.  
FIG. 7 is a top plan view of the pet treat shown in FIG. 1; and,  
FIG. 8 is a bottom plan view of the pet treat shown in FIG. 1.  
The broken lines in the figures are for the purpose of illustrating unclaimed portions of the pet treat and form no part of the claimed design.

(56) **References Cited**

**U.S. PATENT DOCUMENTS**

2,185,547 A \* 1/1940 Fowler ..... A01K 15/026  
119/709  
D202,332 S 9/1965 Fisher  
3,412,425 A 11/1968 Sturm

**1 Claim, 5 Drawing Sheets**



(56)

References Cited

U.S. PATENT DOCUMENTS

D392,435 S \* 3/1998 Mocking ..... D1/120  
 D402,435 S 12/1998 Correll  
 D435,713 S 1/2001 Speck  
 D458,160 S 6/2002 Meeks  
 D460,601 S 7/2002 Tenzer  
 D473,021 S 4/2003 Gourley  
 D475,816 S 6/2003 Adamson  
 D485,046 S \* 1/2004 Hague ..... 426/104  
 D489,161 S 5/2004 Hague  
 6,896,924 B2 5/2005 Hernandez et al.  
 D529,668 S 10/2006 Wang  
 D530,484 S 10/2006 Ahmed et al.  
 D551,426 S 9/2007 Ahmed et al.  
 D555,329 S \* 11/2007 Valentin ..... D2/706  
 D560,726 S \* 1/2008 Denoual ..... D21/371  
 7,410,662 B1 8/2008 Tsengas  
 D578,714 S 10/2008 Rutherford  
 7,485,330 B2 2/2009 Anderson et al.  
 D587,862 S 3/2009 Rutherford  
 D603,132 S 11/2009 Townsend et al.  
 D603,579 S 11/2009 Townsend et al.  
 D609,878 S 2/2010 Tham et al.  
 D625,821 S \* 10/2010 Goncalves ..... D24/155  
 D634,507 S 3/2011 Lawrenson  
 D639,967 S \* 6/2011 Bredemeier ..... D24/195

D655,056 S 2/2012 Blair  
 D655,057 S 2/2012 Blair  
 D688,027 S 8/2013 Smith et al.  
 D688,436 S 8/2013 Sunvold et al.  
 D689,256 S 9/2013 Cepeda Mendoza  
 D690,897 S 10/2013 Toolan et al.  
 D694,880 S \* 12/2013 Haven ..... D24/124  
 D699,017 S 2/2014 Sunvold et al.  
 D715,516 S 10/2014 Barnvos et al.  
 D724,278 S 3/2015 Avalos Sartorio et al.  
 9,737,053 B2 8/2017 Barnvos et al.  
 D799,124 S \* 10/2017 Whitman ..... D30/148  
 D799,150 S 10/2017 Vielot  
 D801,620 S 11/2017 Falcone  
 D810,391 S 2/2018 Sunvold et al.  
 D812,340 S \* 3/2018 Falcone ..... D1/199  
 2003/0087008 A1 5/2003 Axelrod  
 2010/0036493 A1 \* 2/2010 Simon ..... A61B 17/562  
 623/14.12

OTHER PUBLICATIONS

Amendment filed Dec. 12, 2018 in response to Ex-parte Quayle  
 Office Action dated Nov. 1, 2018 in corresponding Design U.S.  
 Appl. No. 29/642,078.

\* cited by examiner

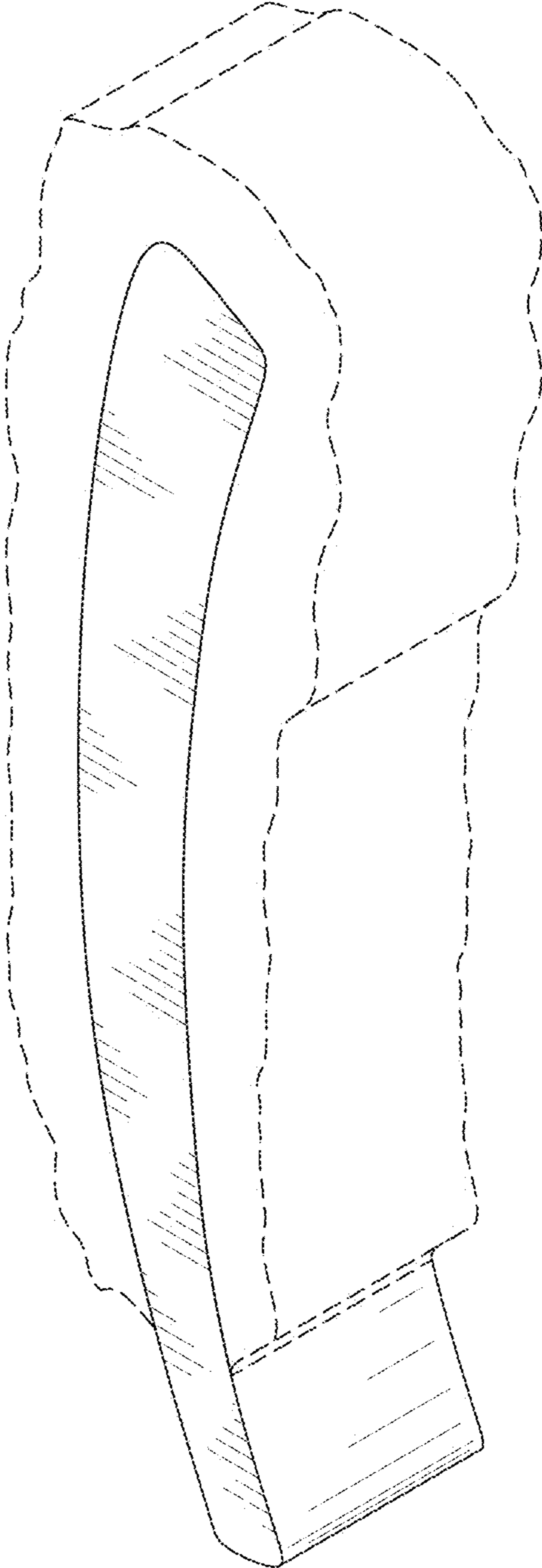


FIG. 1

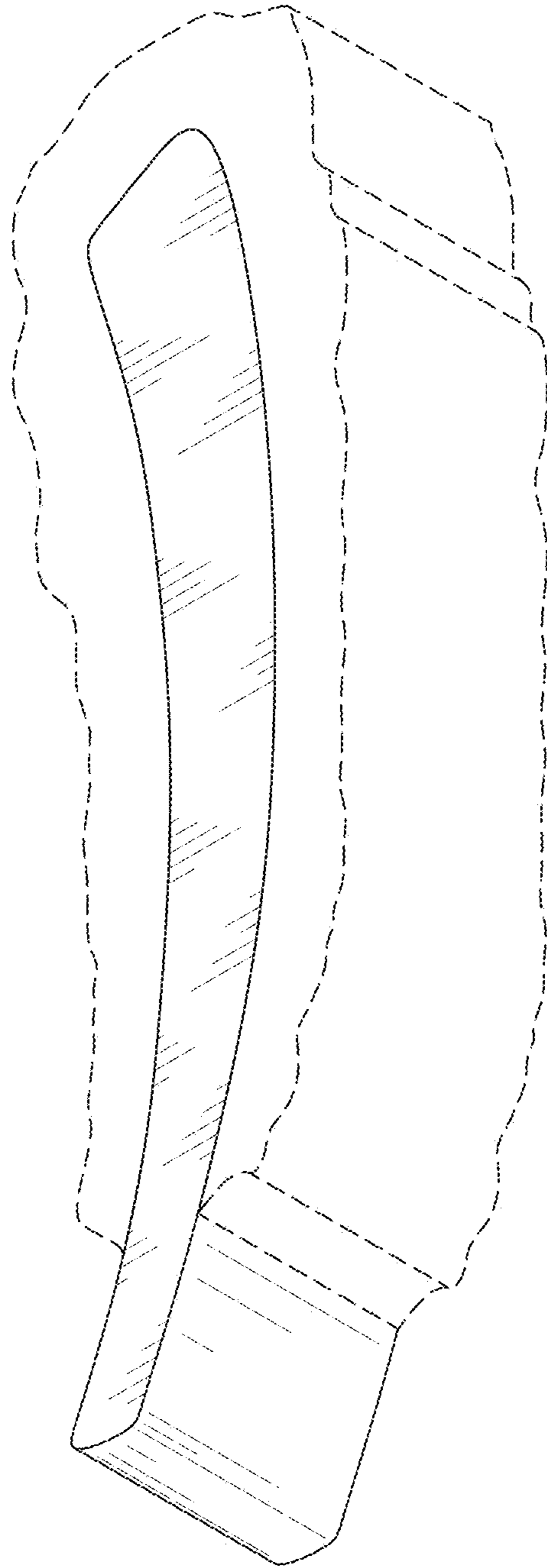


FIG. 2

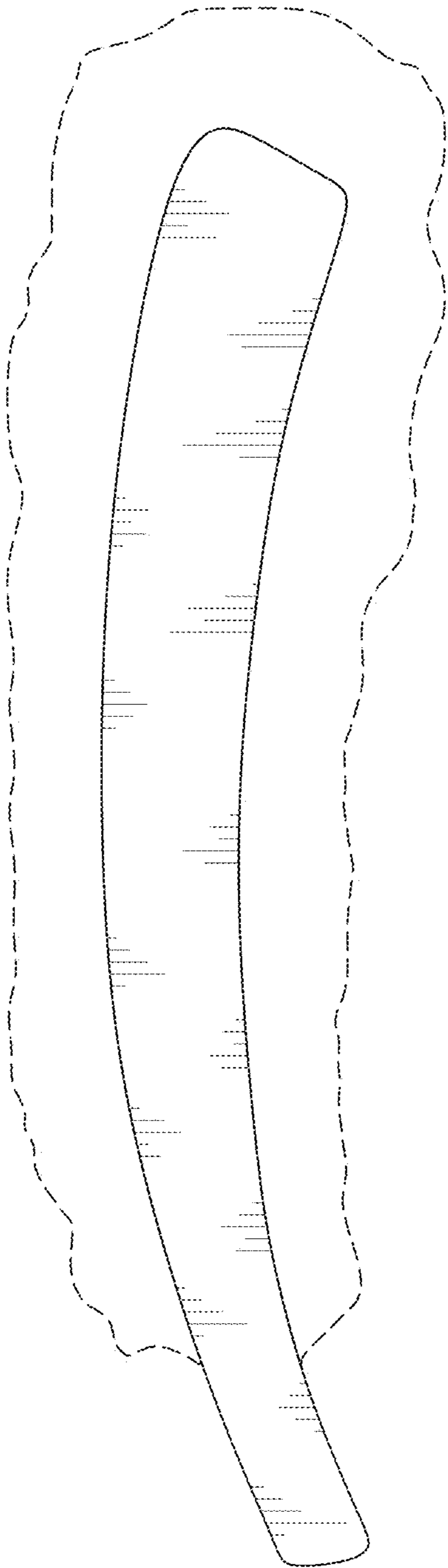


FIG. 3

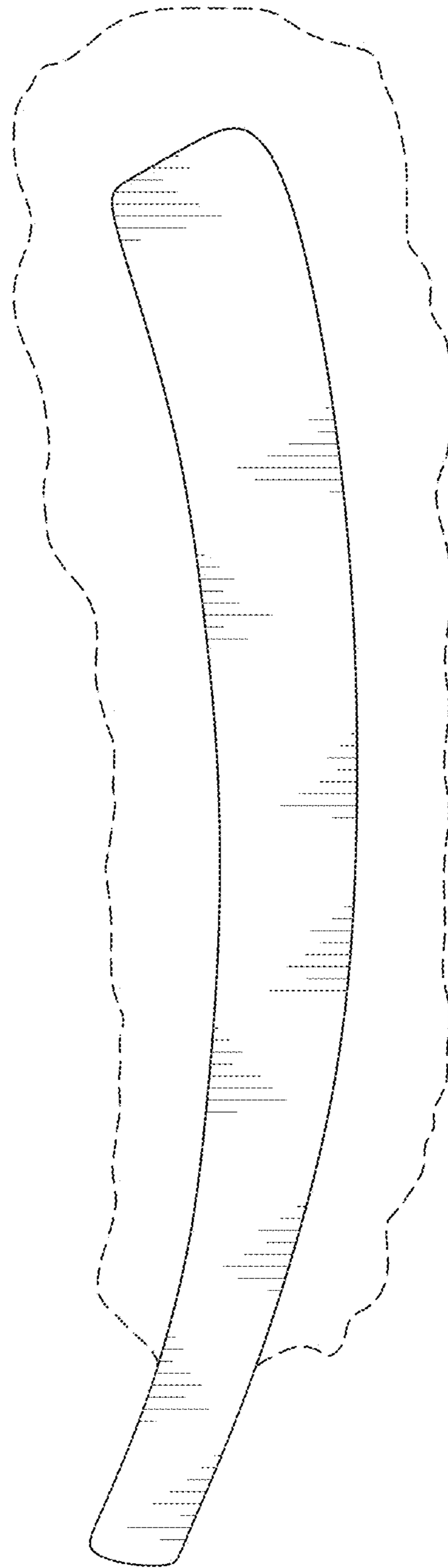


FIG. 4




FIG. 5




FIG. 6



FIG. 7




FIG. 8