



US00D874086S

(12) **United States Design Patent** (10) **Patent No.:** **US D874,086 S**
Shrestha (45) **Date of Patent:** **** Feb. 4, 2020**

- (54) **HARDENED CHEESE PET CHEW**
- (71) Applicant: **HIMALAYAN CORPORATION**, Mukilteo, WA (US)
- (72) Inventor: **Suman K. Shrestha**, Marysville, WA (US)
- (73) Assignee: **HIMALAYAN CORPORATION**, Mukilteo, WA (US)
- (**) Term: **15 Years**
- (21) Appl. No.: **29/606,132**
- (22) Filed: **Jun. 1, 2017**

Related U.S. Application Data

- (63) Continuation of application No. 15/449,521, filed on Mar. 3, 2017.
- (51) **LOC (12) Cl.** **01-01**
- (52) **U.S. Cl.**
USPC **D1/106**
- (58) **Field of Classification Search**
USPC D1/100-130, 199; 426/5, 76, 87, 92, 94, 426/95, 99, 101, 103, 104, 108, 134, 426/138-139, 143, 144, 279, 282, 283, 426/391, 514, 549, 559, 560, 660, 808; D24/130; D6/597, 598, 601; D21/488-490, 493, 680; D23/366, 386, D23/415; 239/44; D8/83; D30/160
CPC . A23G 3/50; A23G 3/54; A23G 9/282; A23G 3/28; A23J 3/26; A23L 1/0067
See application file for complete search history.

- (56) **References Cited**
U.S. PATENT DOCUMENTS
- 5,200,212 A * 4/1993 Axelrod A01K 15/026
426/2
- D481,867 S * 11/2003 Hotz D3/271.2
- D490,965 S * 6/2004 Lawrenson D1/106
- D551,977 S * 10/2007 Daniels D9/456
- D740,500 S * 10/2015 Wickens D30/160
- D786,381 S * 5/2017 Heinrich D21/808
- D840,629 S * 2/2019 Packard D99/5
- 2006/0272588 A1 * 12/2006 Decroix A01K 5/0114
119/61.5
- 2008/0014311 A1 * 1/2008 Tepper A23K 10/20
426/92
- 2014/0044838 A1 * 2/2014 Xu A23K 40/00
426/92
- 2014/0130750 A1 * 5/2014 Valle A01K 15/025
119/708
- 2017/0251699 A1 * 9/2017 Shrestha A23K 10/28
- 2018/0279652 A1 * 10/2018 Chen A23K 50/40

* cited by examiner

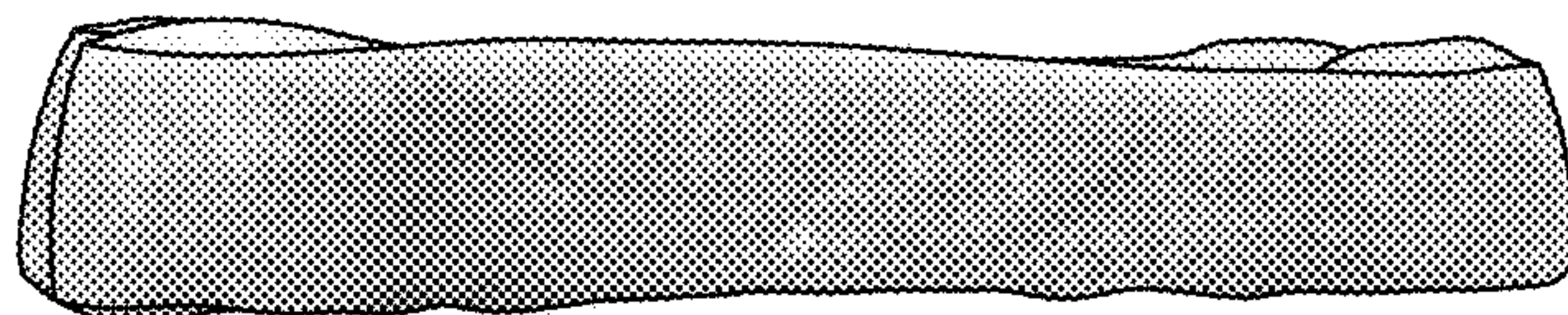
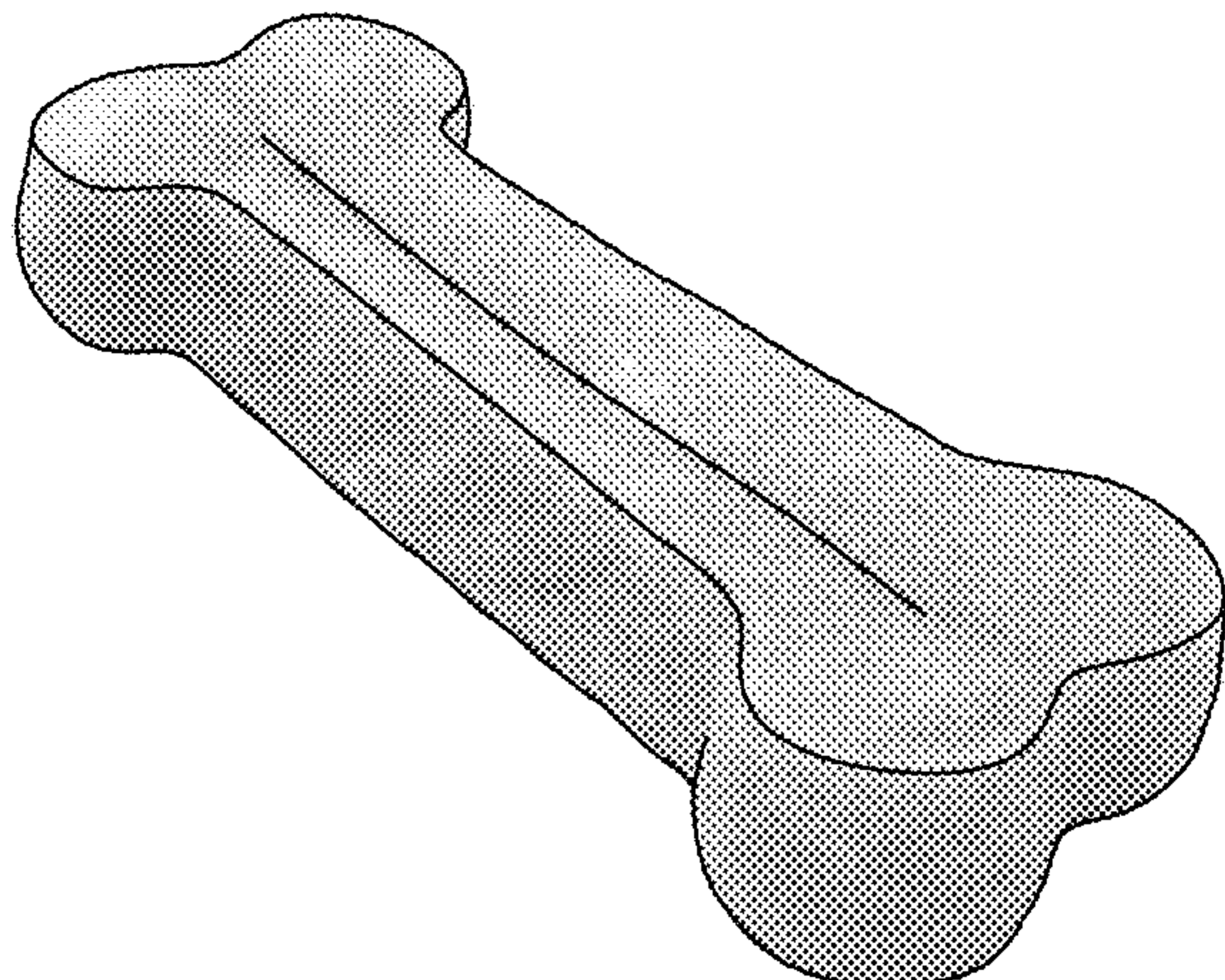
Primary Examiner — Katie Jane Stoffko
(74) *Attorney, Agent, or Firm* — Amin, Turocy & Watson, LLP

(57) **CLAIM**
I claim the ornamental design for a hardened cheese pet chew, as shown and described.

DESCRIPTION

FIG. 1 is a perspective view of a hardened cheese pet chew showing my new design;
FIG. 2 is another perspective view thereof;
FIG. 3 is a top perspective view thereof;
FIG. 4 is a front perspective view thereof; and,
FIG. 5 is a side perspective view thereof.

1 Claim, 2 Drawing Sheets



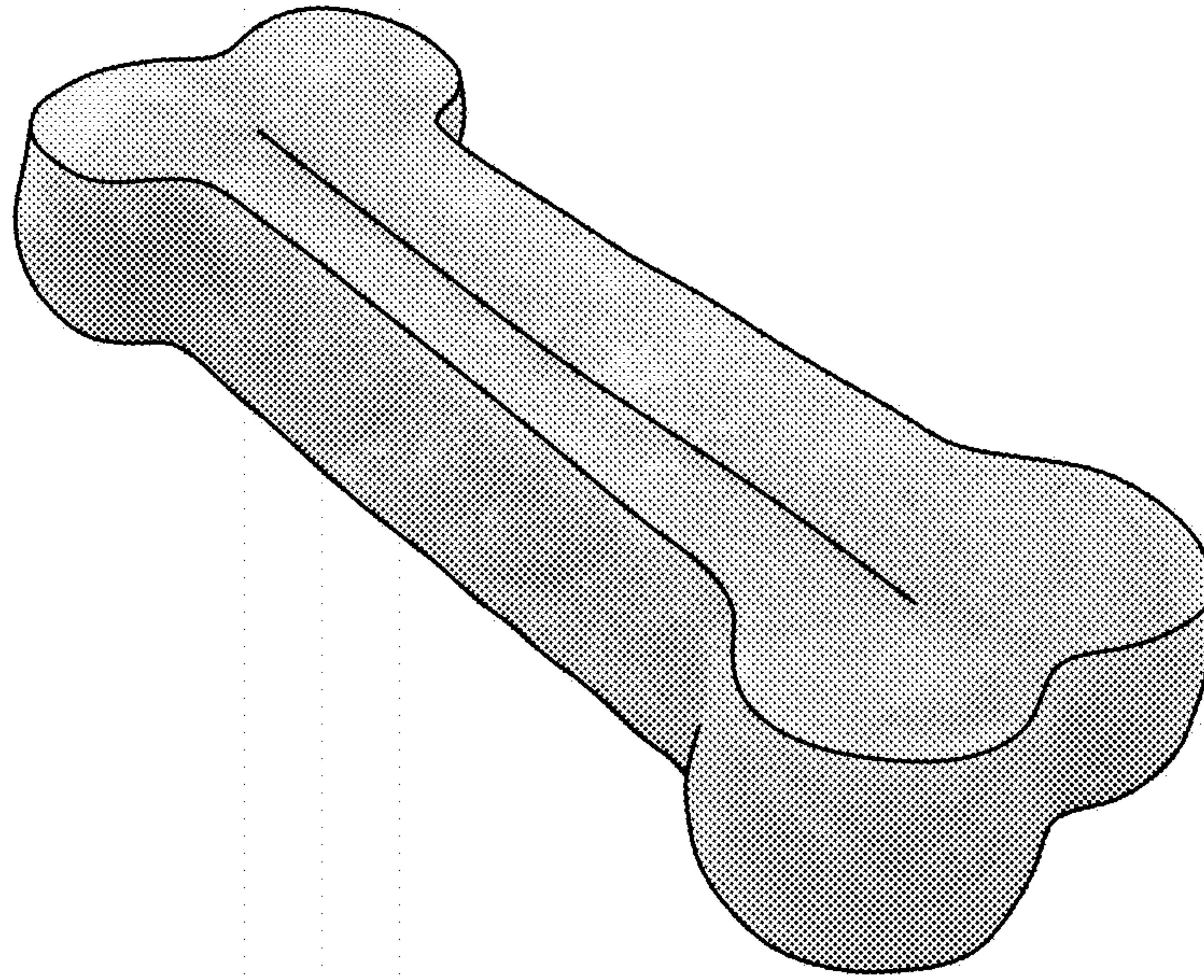


FIG. 1

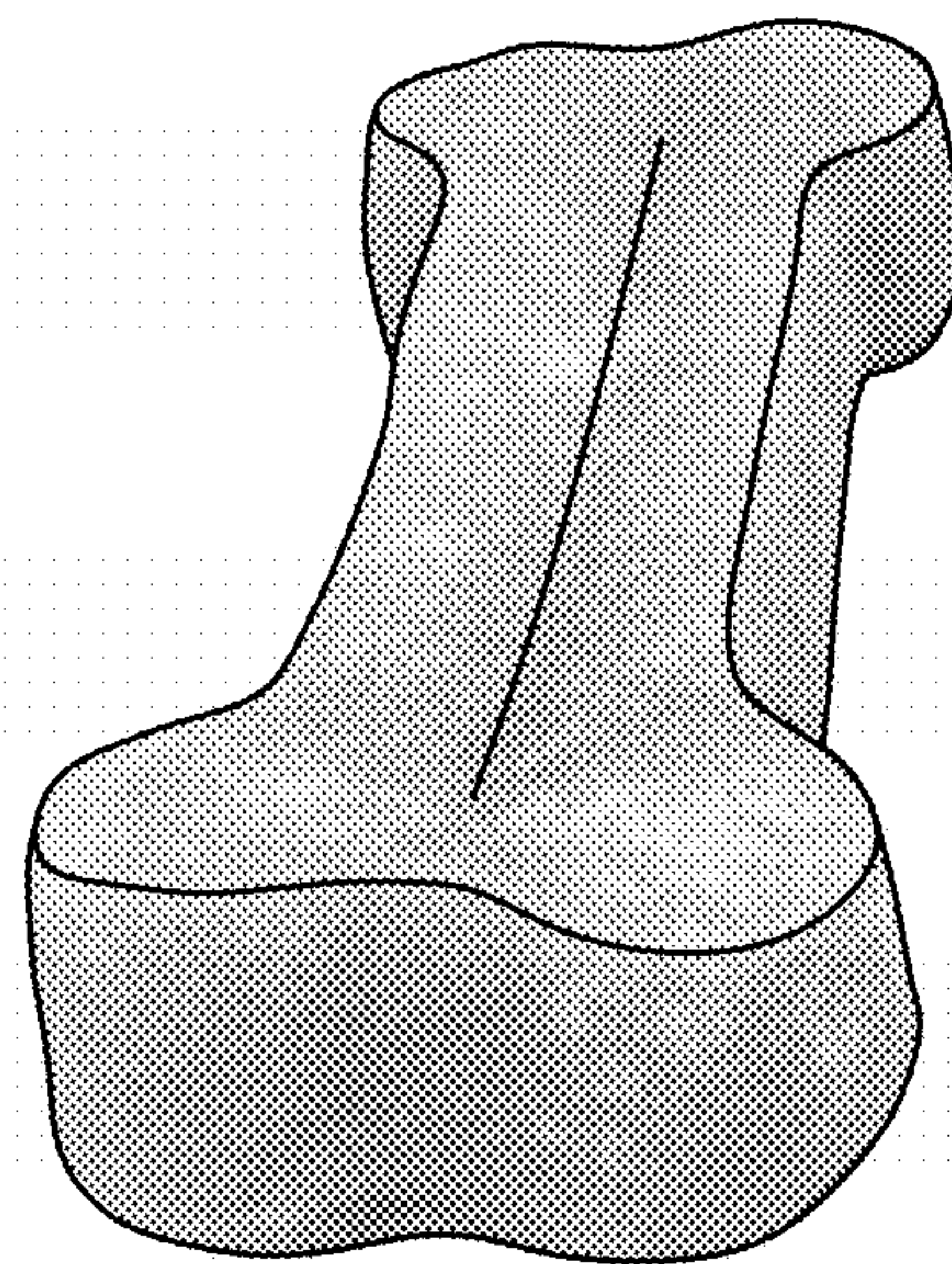


FIG. 2

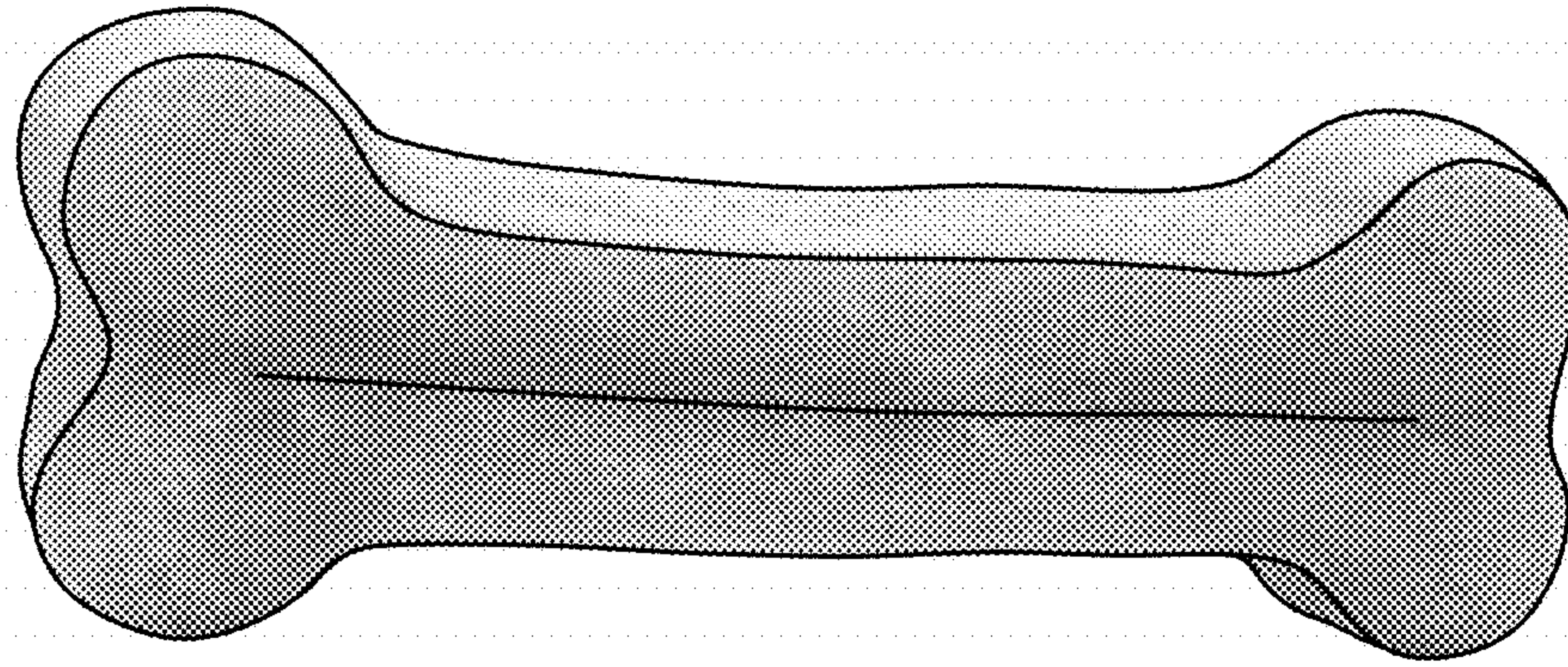


FIG. 3

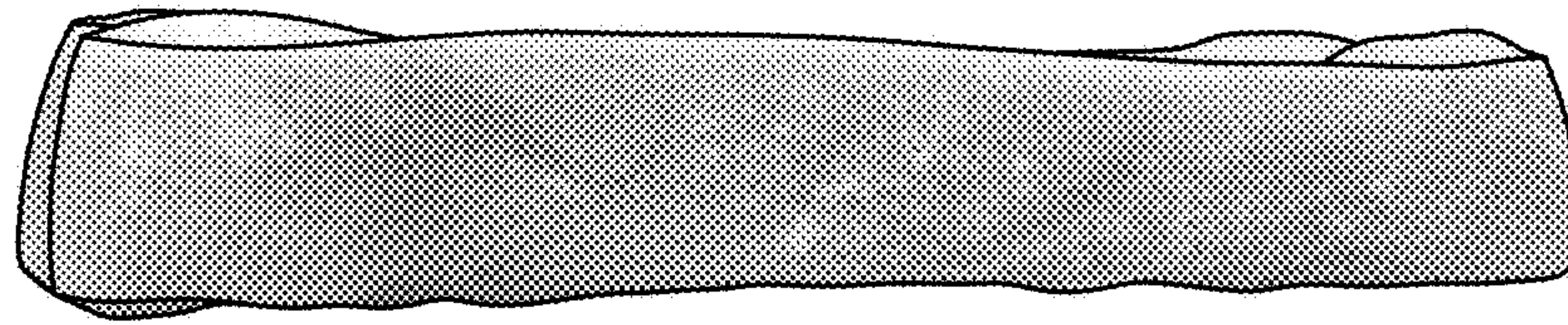


FIG. 4

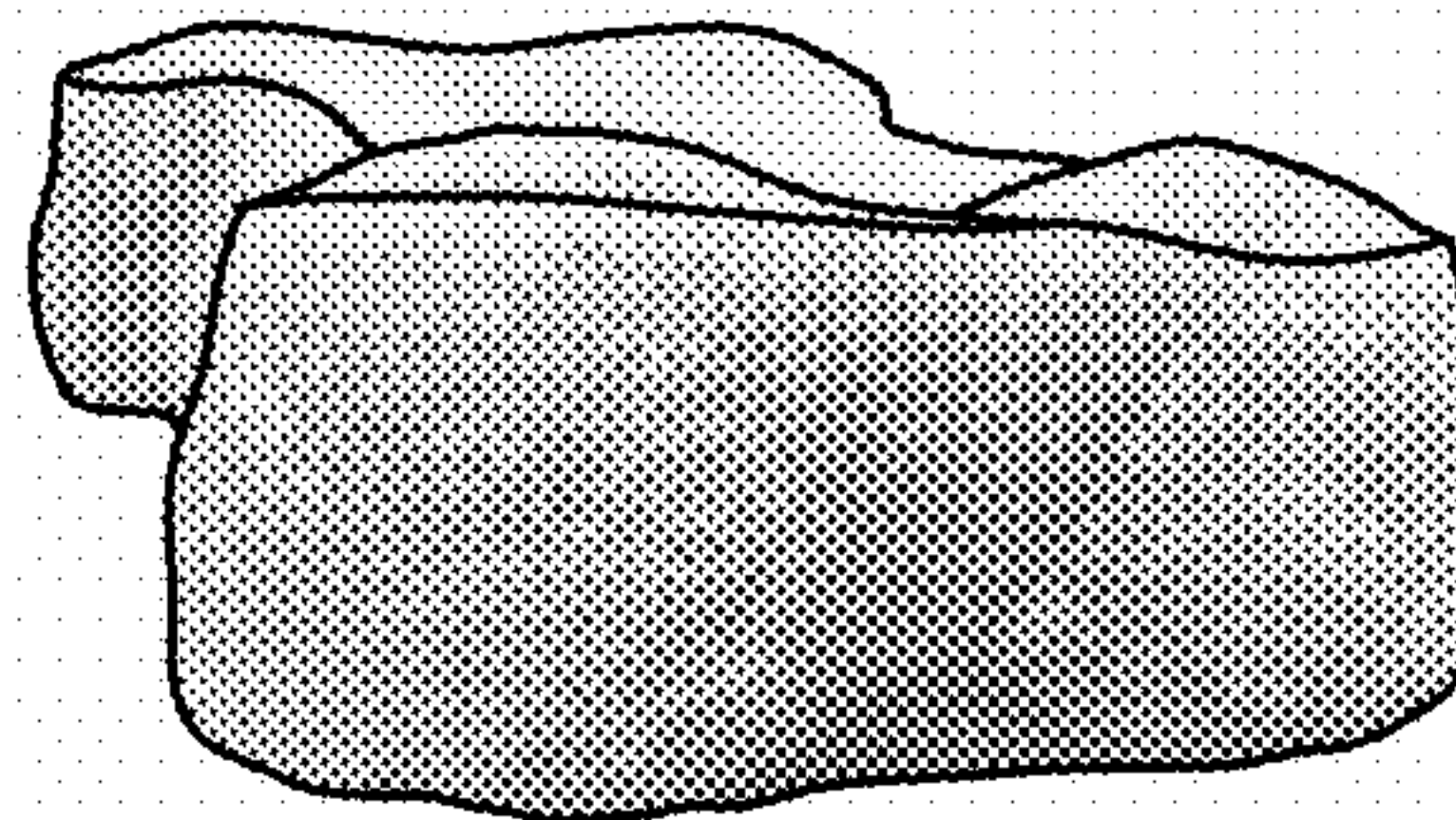


FIG. 5