



US00D874075S

(12) **United States Design Patent** (10) **Patent No.:** **US D874,075 S**
Seadler et al. (45) **Date of Patent:** **** Jan. 28, 2020**

(54) **MOOSE-SHAPED ANIMAL ROPE TOY**
(71) Applicant: **PetSmart Home Office, Inc.**, Phoenix, AZ (US)
(72) Inventors: **Toby Hannah Seadler**, Phoenix, AZ (US); **Jeffrey Stocker Watson**, Phoenix, AZ (US); **Reyna Jew**, Phoenix, AZ (US)

D374,748 S 10/1996 Plunk
D378,151 S 2/1997 Plunk
D408,194 S * 4/1999 Bear D21/614
D409,429 S * 5/1999 Bear D21/614
D510,890 S * 10/2005 Feldevert D11/131.1
D647,670 S 10/2011 Byrne
D648,906 S * 11/2011 Byrne D21/613
D650,538 S 12/2011 Anderson
D674,850 S * 1/2013 Frisch D21/588
9,282,724 B2 4/2016 Nunn
D793,106 S * 8/2017 George, II D6/351

(73) Assignee: **PetSmart Home Office, Inc.**, Phoenix, AZ (US)

FOREIGN PATENT DOCUMENTS

(**) Term: **15 Years**

CN 302064742 9/2012

* cited by examiner

(21) Appl. No.: **29/650,527**

Primary Examiner — Sheryl Lane

(22) Filed: **Jun. 7, 2018**

Assistant Examiner — Aula Soroush

(51) **LOC (12) Cl.** **30-99**

(74) *Attorney, Agent, or Firm* — Duane Morris LLP

(52) **U.S. Cl.**
USPC **D30/160; D21/614**

(57) **CLAIM**

(58) **Field of Classification Search**
USPC D30/160; D21/576–595, 606–609, D21/598–605, 610–620; D6/598; D11/158, 159, 162

We claim the ornamental design for a moose-shaped animal rope toy, as shown and described.

CPC ... A63H 3/00; A63H 3/02; A63H 3/06; A63H 3/08; A63H 3/10; A63H 3/16; A63H 3/20; A63H 7/00; A63H 13/00; A63H 11/18; A63H 11/20

DESCRIPTION

See application file for complete search history.

FIG. 1 is a perspective view of a moose-shaped animal rope toy showing our new design.
FIG. 2 is a front elevational view thereof;
FIG. 3 is a rear elevational view thereof;
FIG. 4 is a left side elevational view thereof;
FIG. 5 is a right side elevational view thereof;
FIG. 6 is a top plan view thereof; and,
FIG. 7 is a bottom plan view thereof.

The broken lines in the figures represent portions of the moose-shaped animal rope toy that form no part of the claimed design.

(56) **References Cited**

U.S. PATENT DOCUMENTS

D72,380 S * 4/1927 Mannel D21/624
D193,563 S * 9/1962 Dam D21/614
D255,133 S * 5/1980 Tingey D21/614
D374,520 S 10/1996 Plunk

1 Claim, 5 Drawing Sheets






FIG. 1




FIG. 2

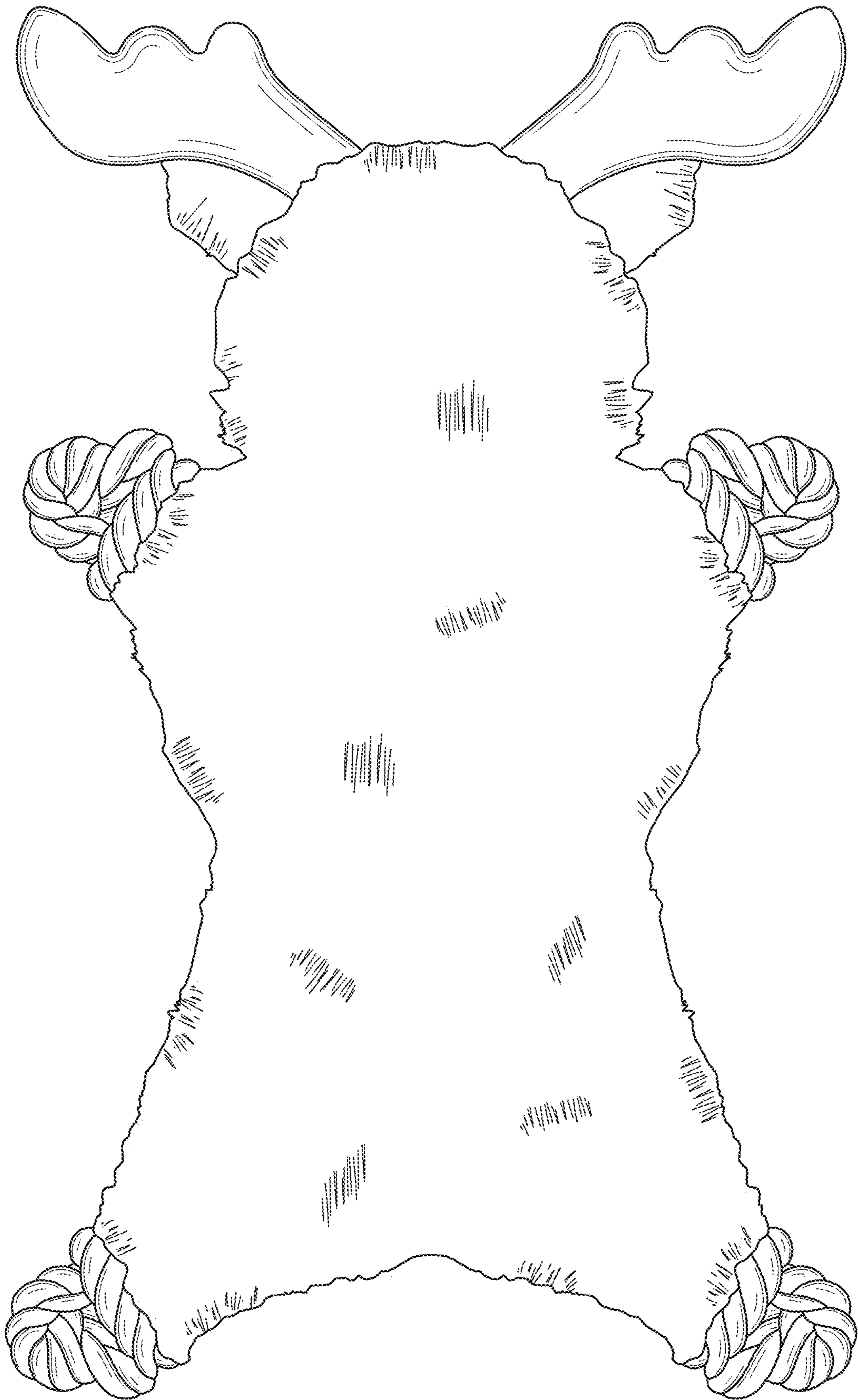


FIG. 3

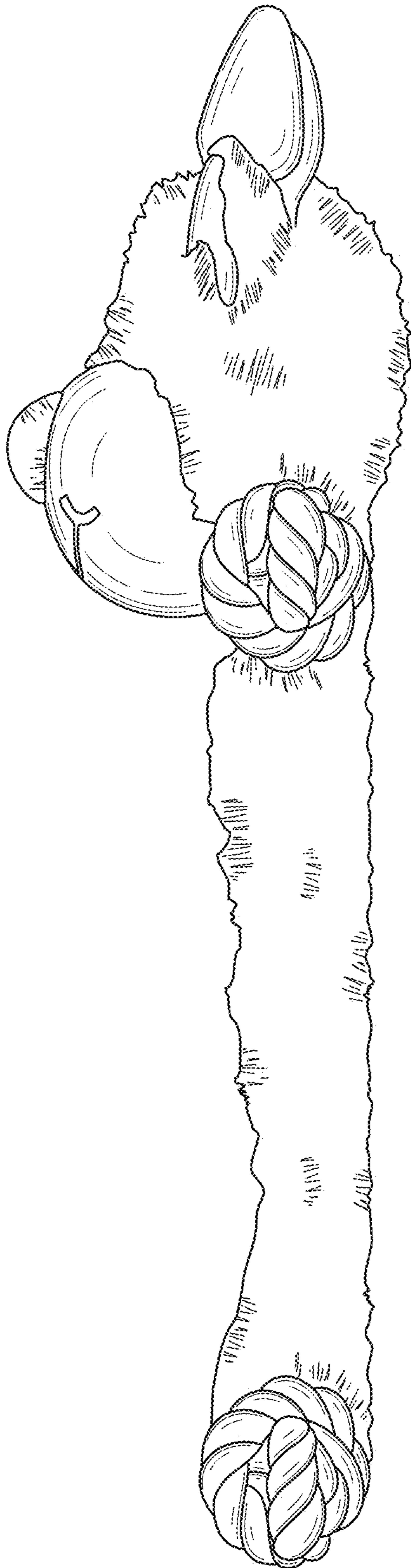


FIG. 4

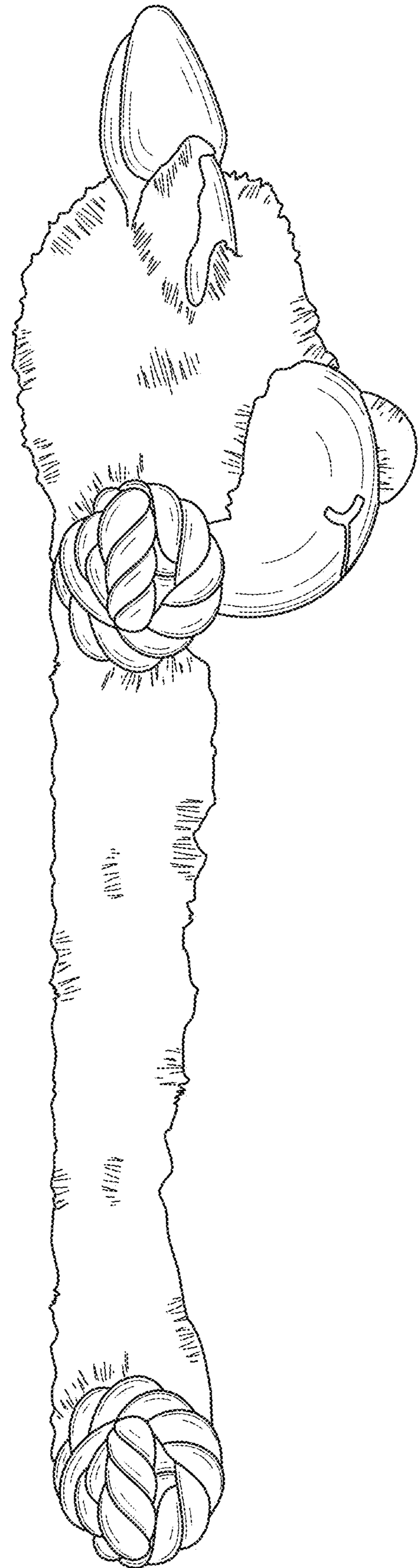


FIG. 5

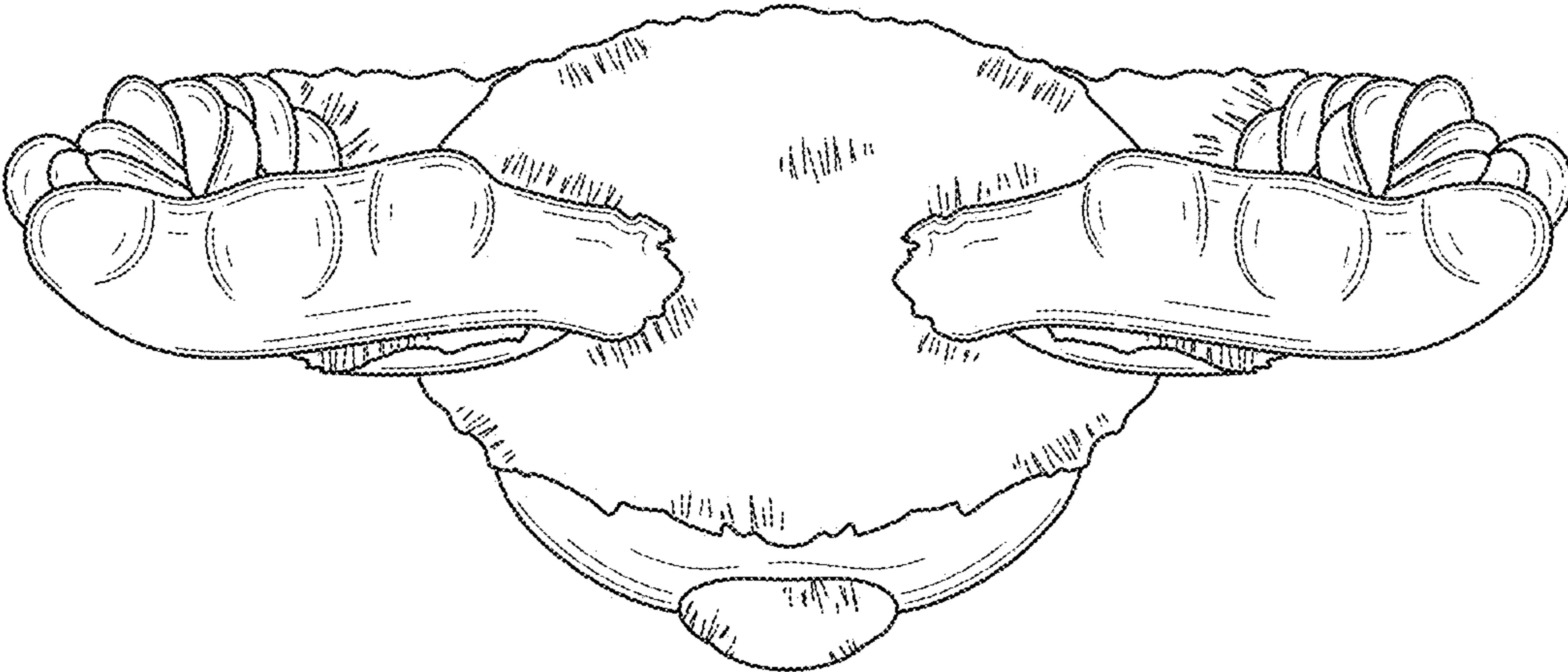


FIG. 6

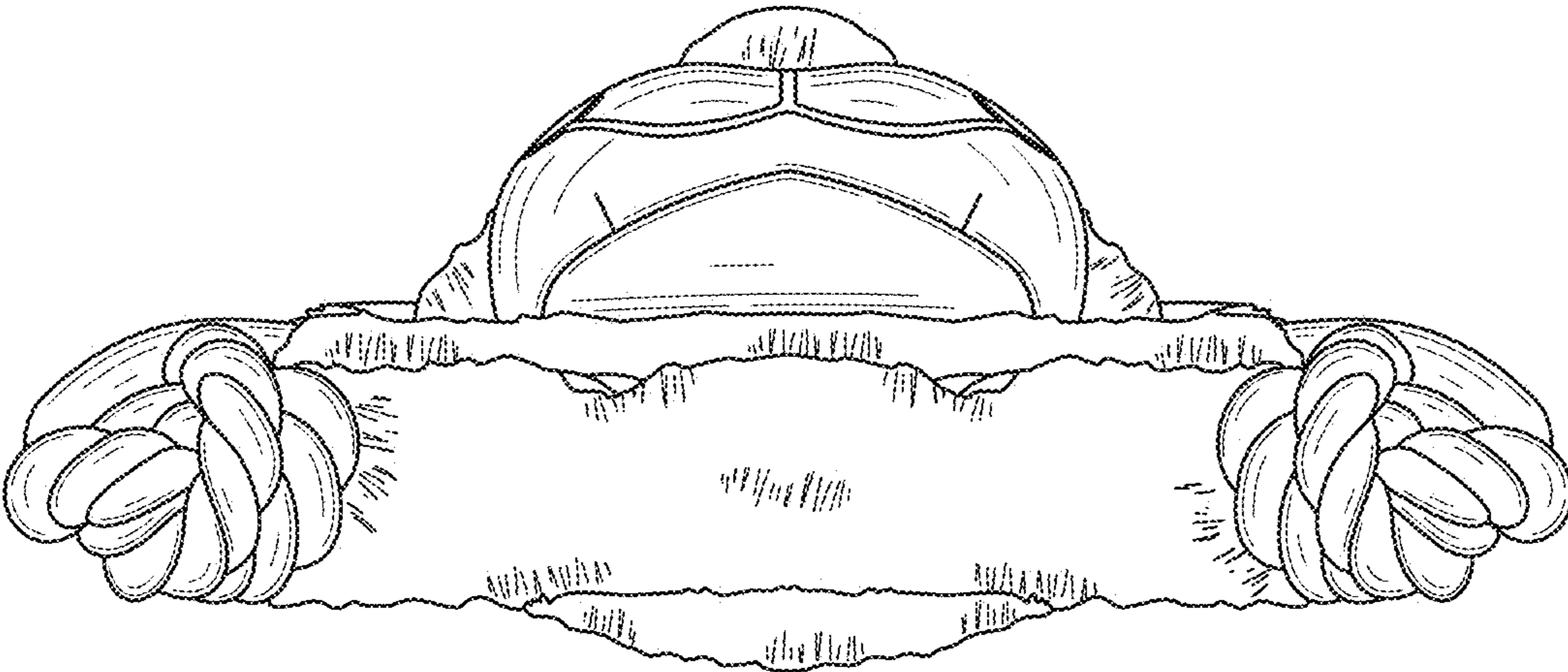


FIG. 7