



US00D874052S

(12) **United States Design Patent** (10) **Patent No.:** **US D874,052 S**
Lavin et al. (45) **Date of Patent:** **** Jan. 28, 2020**

(54) **LIGHTING FIXTURE**

(71) Applicant: **GENERATION BRANDS LLC**,
Skokie, IL (US)
(72) Inventors: **Sean Lavin**, Winnetka, IL (US); **James Gerard Ungaro**, Chicago, IL (US)
(73) Assignee: **GENERATION BRANDS LLC**,
Skokie, IL (US)

D672,675 S * 12/2012 Kim D10/111
D686,362 S * 7/2013 Melrose D26/118
D701,344 S * 3/2014 Kuo D26/113
D752,275 S * 3/2016 Schuyler D26/138
2011/0080741 A1 4/2011 Noh
2013/0322091 A1 12/2013 Honeycutt et al.
2013/0322093 A1 12/2013 Ono et al.
2014/0056026 A1 2/2014 Boomgaarden et al.
2014/0071687 A1 3/2014 Tickner et al.
2017/0082266 A1 3/2017 Ruhland et al.
2017/0138565 A1 5/2017 Ko et al.

(**) Term: **15 Years**

(21) Appl. No.: **29/666,996**

(22) Filed: **Oct. 17, 2018**

Related U.S. Application Data

(63) Continuation of application No. 15/436,142, filed on Feb. 17, 2017, now Pat. No. 10,208,905.

(51) **LOC (12) Cl.** **26-99**

(52) **U.S. Cl.**
USPC **D26/138**

(58) **Field of Classification Search**
USPC D26/1, 36, 88, 113, 118, 128, 130, 131,
D26/136, 138
CPC F21V 29/2212; F21V 21/03; F21V 7/04;
F21V 7/06; F21V 7/044; F21V 7/045;
F21V 7/048; F21B 1/248; F21S 8/026

See application file for complete search history.

(56) **References Cited**

U.S. PATENT DOCUMENTS

D89,994 S * 5/1933 O'Neil D26/128
D261,561 S * 10/1981 Letourneau D26/131
D372,325 S * 7/1996 Hackworth D11/117
D463,590 S * 9/2002 Huang D26/36
D660,504 S * 5/2012 Martin D26/136

OTHER PUBLICATIONS

Atelier Sedap/Lighting, <http://www.sedap.com/lighting/fr/produits/793>, retrieved Dec. 7, 2016.

Zaneen, Barbalux System—Recessing Frame, <http://www.zaneen.com/products/I3957000>, retrieved Dec. 7, 2016.

(Continued)

Primary Examiner — Brian N. Vinson

(74) *Attorney, Agent, or Firm* — Marshall, Gerstein & Borun LLP

(57) **CLAIM**

The ornamental design for a lighting fixture, as shown and described.

DESCRIPTION

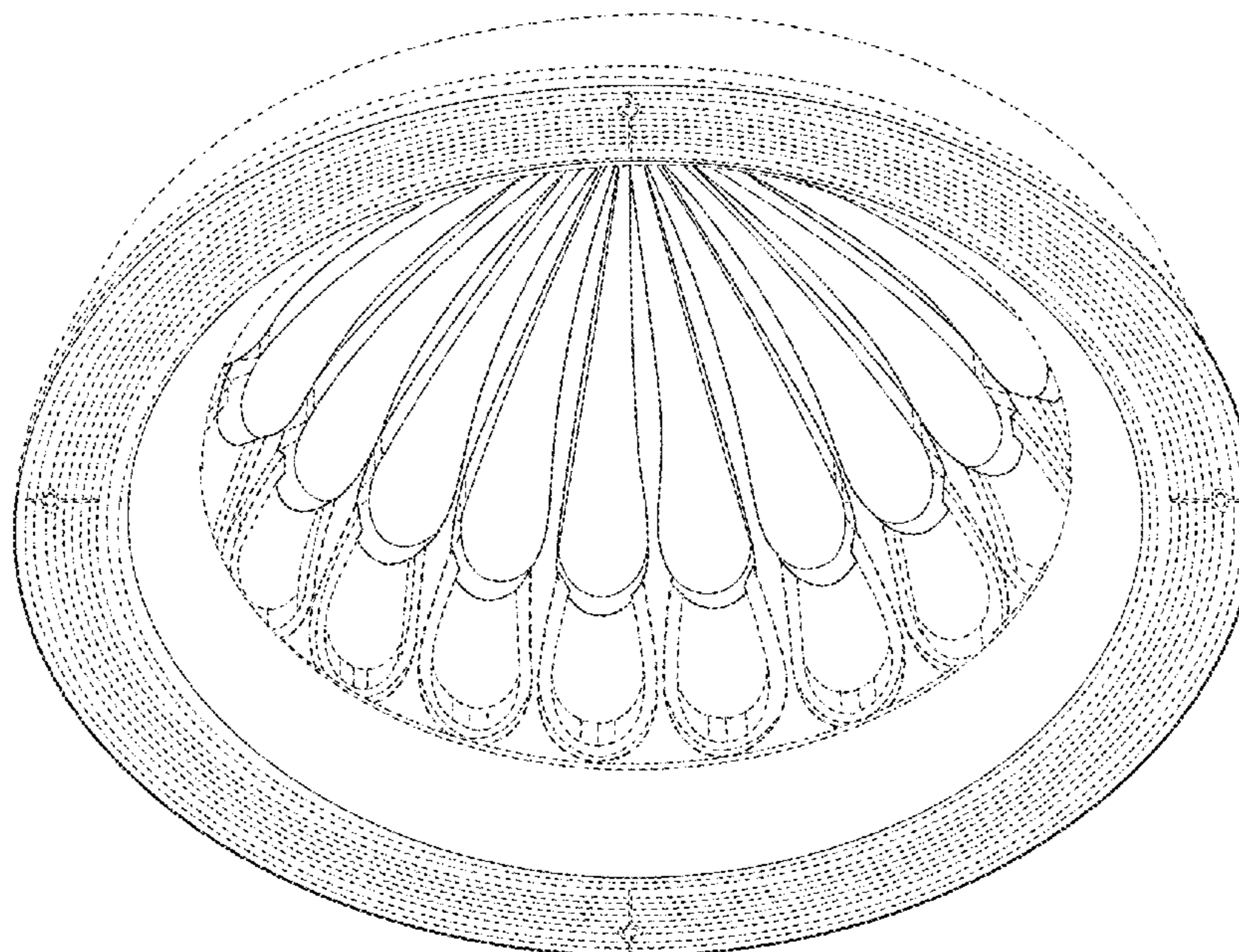
FIG. 1 is a bottom perspective view showing an example of a new design for a lighting fixture;

FIG. 2 is a bottom view of the lighting fixture of FIG. 1; and,

FIG. 3 is a vertical, cross-sectional, perspective view of the lighting fixture of FIG. 1 taken through the exact center and in the direction of the rear of the lighting fixture.

The portions of the drawings illustrated in broken lines are for illustrative purposes only and form no part of the claimed design.

1 Claim, 3 Drawing Sheets



(56)

References Cited

OTHER PUBLICATIONS

Fabbian, Lighting Fixtures Modern Lights Lamps design Fabbian, <http://www.fabbian.com/en/f19-tools>, retrieved Dec. 7, 2016.

Majeax Lighting, Gypsum MH-2517, http://www.majeax.com/h-pd-302-0_35.html?skeyword=gypsum, retrieved Dec. 7, 2016.

Beaux-Arts Classic Products, 3 Inch Decorative Recessed Light Trim in Victorian Style, <https://www.beaux-artsclassicproducts.com/product/3%e2%80%b3-victorian-style-recessed-light-trim-lr-131/>, retrieved Dec. 7, 2016.

FLOS, Skygarden S Modern Pendant Light by Marcel Wanders, <https://usa.flos.com/modern-pendant-lights/Skygarden>, retrieved Dec. 7, 2016.

* cited by examiner

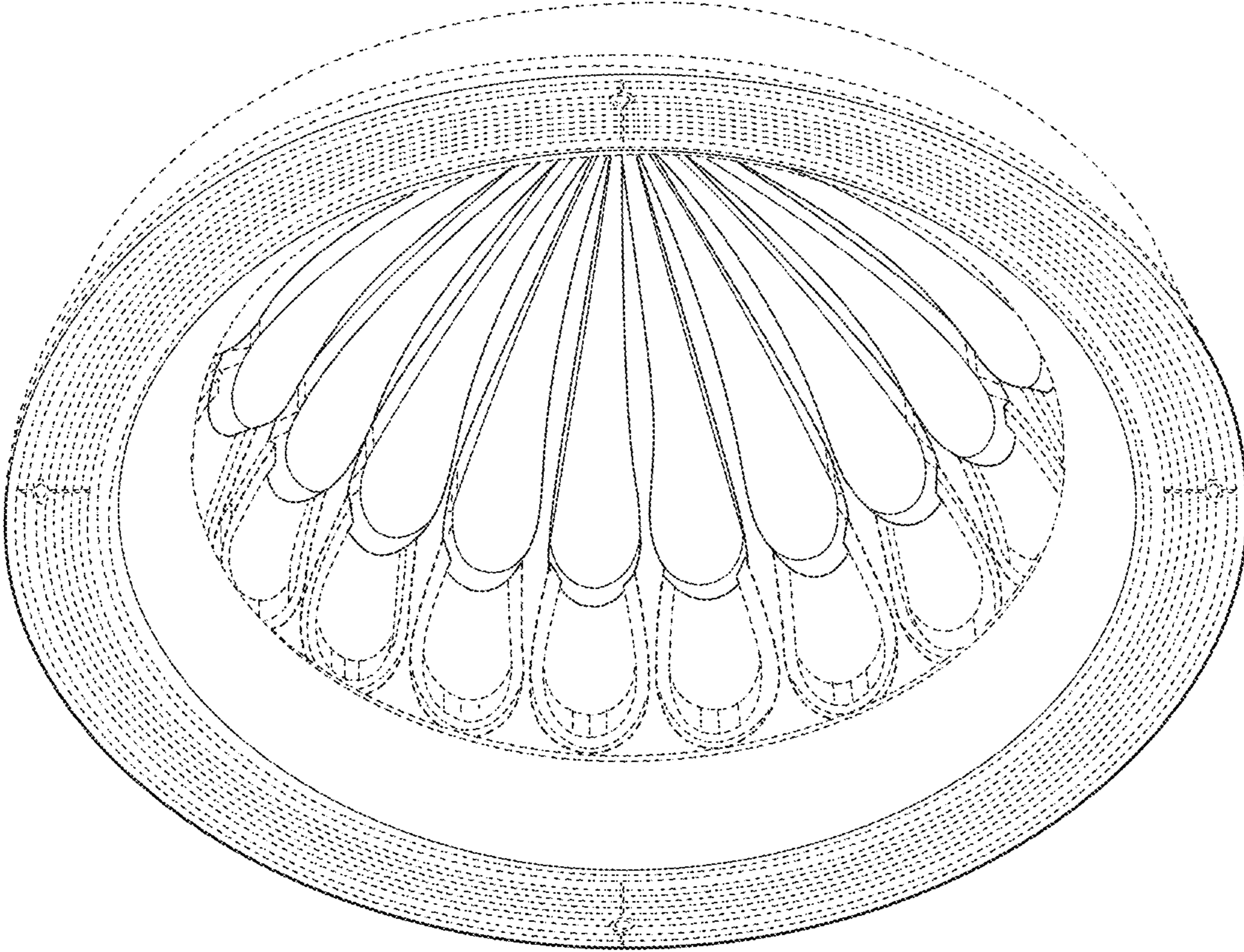


FIG. 1

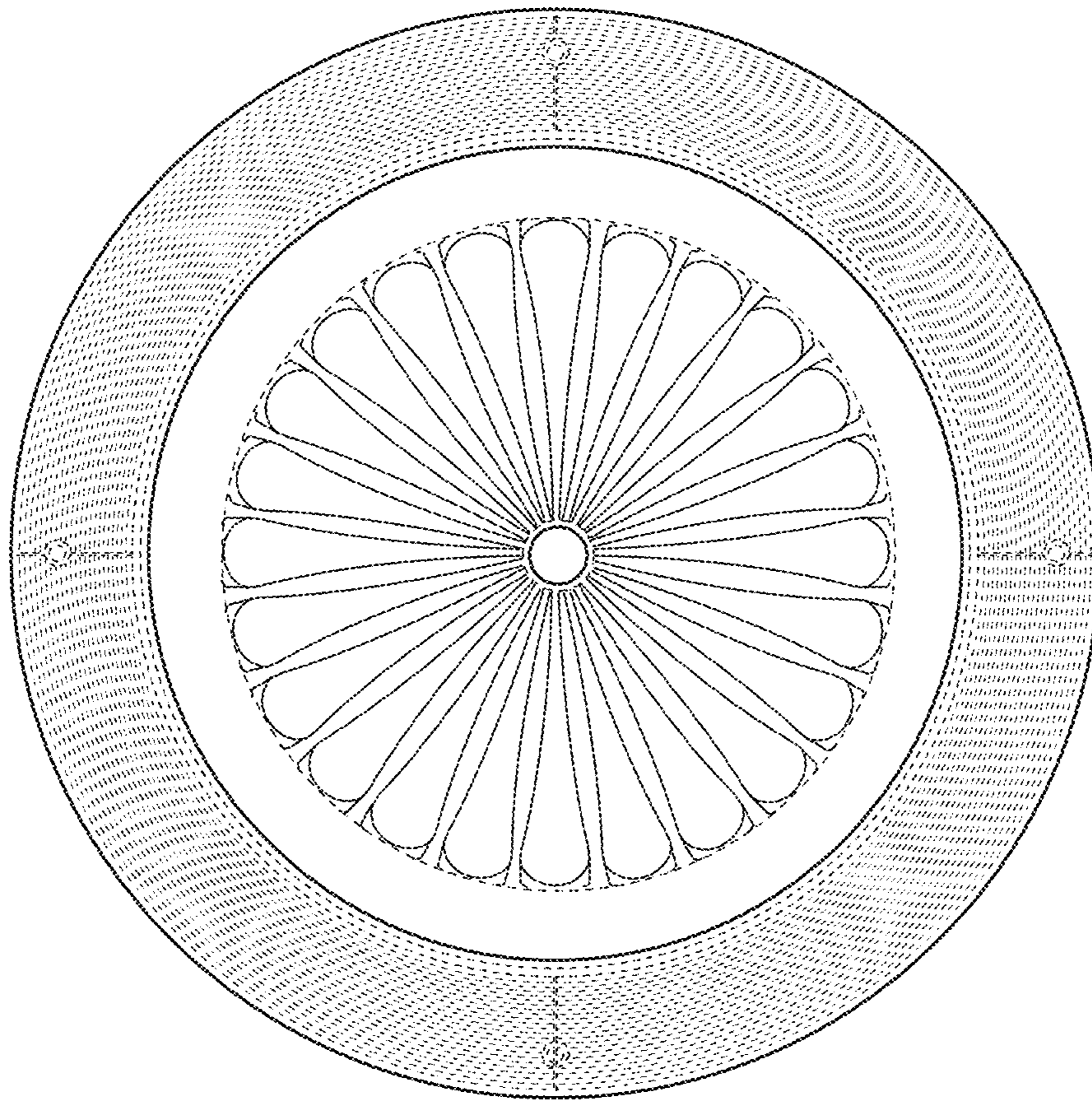


FIG. 2

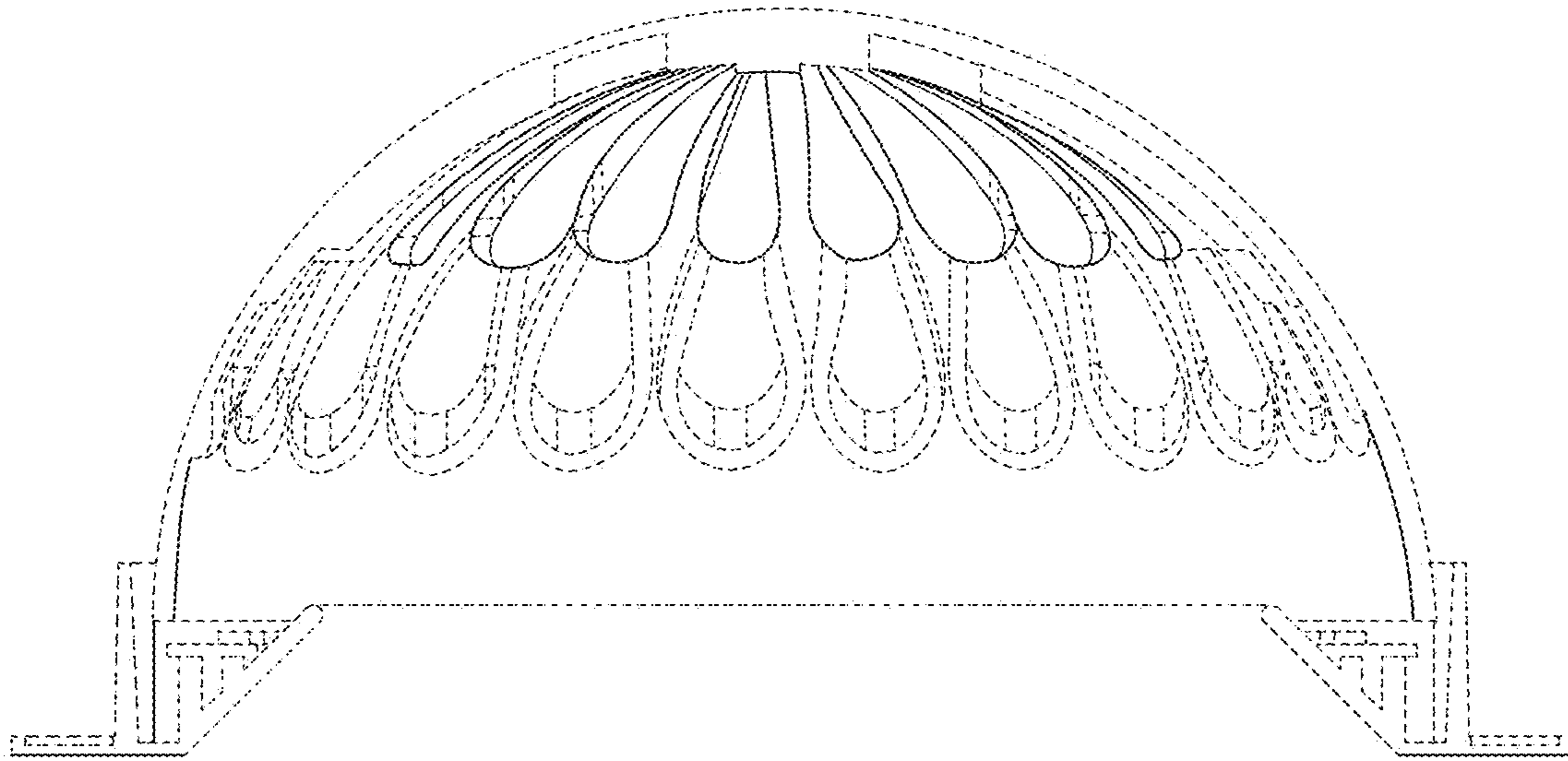


FIG. 3