



US00D874027S

(12) **United States Design Patent** (10) **Patent No.:** **US D874,027 S**
Unzek Freiman (45) **Date of Patent:** **** Jan. 28, 2020**

(54) **SET OF PANELS**

FOREIGN PATENT DOCUMENTS

(71) Applicant: **Royal Building Products (USA) Inc.**,
Columbus, OH (US)

CA 87477 8/1999
CA 93857 11/2001

(Continued)

(72) Inventor: **David Unzek Freiman**, Toronto (CA)

OTHER PUBLICATIONS

(73) Assignee: **ROYAL BUILDING PRODUCTS (USA) INC.**, Columbus, OH (US)

Kaycan, Aluminum urbanix collection Sleek Modern Style, 2018, 3 pgs. Kaycan.

(Continued)

(**) Term: **15 Years**

Primary Examiner — Kevin K Rudzinski

(21) Appl. No.: **29/649,743**

Assistant Examiner — Kimberly Barnes

(22) Filed: **Jun. 1, 2018**

(74) *Attorney, Agent, or Firm* — Standley Law Group LLP; Jeffrey Standley; Jeffrey Norris

(51) **LOC (12) Cl.** **25-01**

(57) **CLAIM**

(52) **U.S. Cl.**

The ornamental design for a set of panels, as shown and described.

USPC **D25/141**

(58) **Field of Classification Search**

DESCRIPTION

USPC D25/119–125, 138, 139, 140, 141, 142,
D25/143, 144, 164, 58

FIG. 1 is a top perspective view of a set of panels showing my new design.

CPC E04C 2002/005; E04C 2/02; E04C 2/08;
E04C 2/30; E04F 13/08; E04F 13/0876;

FIG. 2 is a front elevation view of the set of panels of FIG. 1.

E04F 13/0889; E04F 13/0894; E04F
13/0864; E04F 2201/0115; E04D 3/362;

FIG. 3 is a cross-sectional view of the set of panels, taken along line 3-3 in FIG. 2.

E04D 3/363

FIG. 4 is a bottom perspective view of the set of panels of FIG. 1.

See application file for complete search history.

FIG. 5 is a top plan view of the set of panels of FIG. 1; and, FIG. 6 is a bottom plan view of the set of panels of FIG. 1.

(56) **References Cited**

U.S. PATENT DOCUMENTS

1,579,693 A * 4/1926 Finkeldey E04D 1/18
52/531

1,969,918 A * 8/1934 Wright E04D 3/362
52/336

2,522,067 A 9/1950 Sperry

2,820,535 A 1/1958 Hutchison

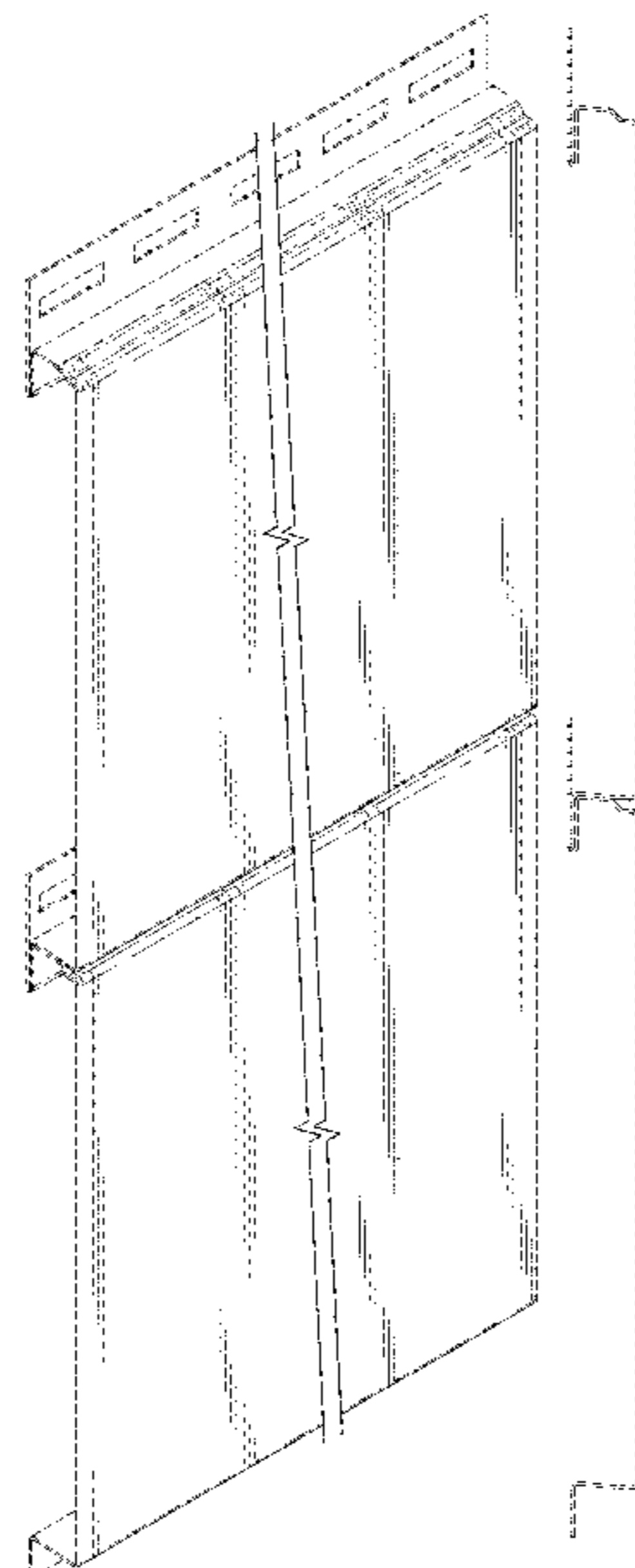
3,001,332 A 9/1961 Wilder

(Continued)

The panels are shown with symbolic breaks in their length. The appearance of any portion of the article between the break lines forms no part of the claimed design.

The evenly broken lines in the drawings depict portions of the set of panels that form no part of the claimed design. The oversized dash-dash lines indicate boundaries where the claimed design ends and form no part of the claimed design.

1 Claim, 5 Drawing Sheets



(56)

References Cited

U.S. PATENT DOCUMENTS

3,159,943 A 12/1964 Sugar et al.
 3,420,029 A * 1/1969 Martin E04B 1/6129
 52/483.1
 3,485,004 A 12/1969 Mattes
 4,130,974 A 12/1978 Chalmers et al.
 4,187,661 A 2/1980 Poiry
 4,274,236 A * 6/1981 Kessler E04C 2/205
 428/159
 4,356,673 A 11/1982 Gailey
 4,382,354 A 5/1983 Gailey et al.
 4,718,214 A 1/1988 Waggoner
 5,134,825 A * 8/1992 Berridge E04D 3/362
 52/463
 5,355,649 A * 10/1994 Berridge E04D 3/362
 52/394
 5,461,839 A 10/1995 Beck
 5,526,627 A 6/1996 Beck
 5,564,245 A * 10/1996 Rademacher E04F 13/0864
 52/520
 5,816,010 A * 10/1998 Conn E04C 2/08
 52/588.1
 5,839,247 A 11/1998 Beck
 5,881,502 A * 3/1999 Tamlyn E04D 13/152
 52/94
 5,968,287 A * 10/1999 Nath H01L 31/048
 136/251
 5,987,838 A 11/1999 Beck
 6,000,178 A 12/1999 Goodings
 6,164,032 A 12/2000 Beck
 6,295,777 B1 10/2001 Hunter et al.
 D452,334 S 12/2001 Gilbert et al.

6,365,081 B1 4/2002 Beck
 6,415,574 B2 7/2002 Beck
 6,526,718 B2 3/2003 Manning et al.
 6,737,008 B2 5/2004 Gilbert et al.
 7,712,276 B2 5/2010 Gilbert et al.
 7,775,009 B2 8/2010 King
 7,934,352 B1 * 5/2011 Mollinger E04F 13/0864
 52/545
 8,407,960 B2 4/2013 Morsching
 8,458,978 B2 6/2013 Mahaffey
 8,661,761 B2 * 3/2014 Williams E04D 1/34
 52/551
 8,863,461 B2 10/2014 Wagner et al.
 9,356,174 B2 * 5/2016 Duarte E04D 13/1475
 D768,883 S 10/2016 Wade et al.
 9,624,675 B2 * 4/2017 Schaefer E04F 13/0837
 9,951,514 B2 4/2018 Debuff
 D831,233 S 10/2018 Anderson et al.
 2018/0202167 A1 7/2018 Culpepper et al.

FOREIGN PATENT DOCUMENTS

CA 93858 11/2001
 CA 93859 11/2001
 CA 120775 8/2012
 CA 167393 11/2016

OTHER PUBLICATIONS

MAC Metal Architectural, Metal Block Wall Siding, pp. 1-6, McMasterville, Quebec.
 MAC Metal Architectural, Siding Pushing the Envelope, pp. 1-7, St-Mathieu-de-Beloeil, QC.

* cited by examiner

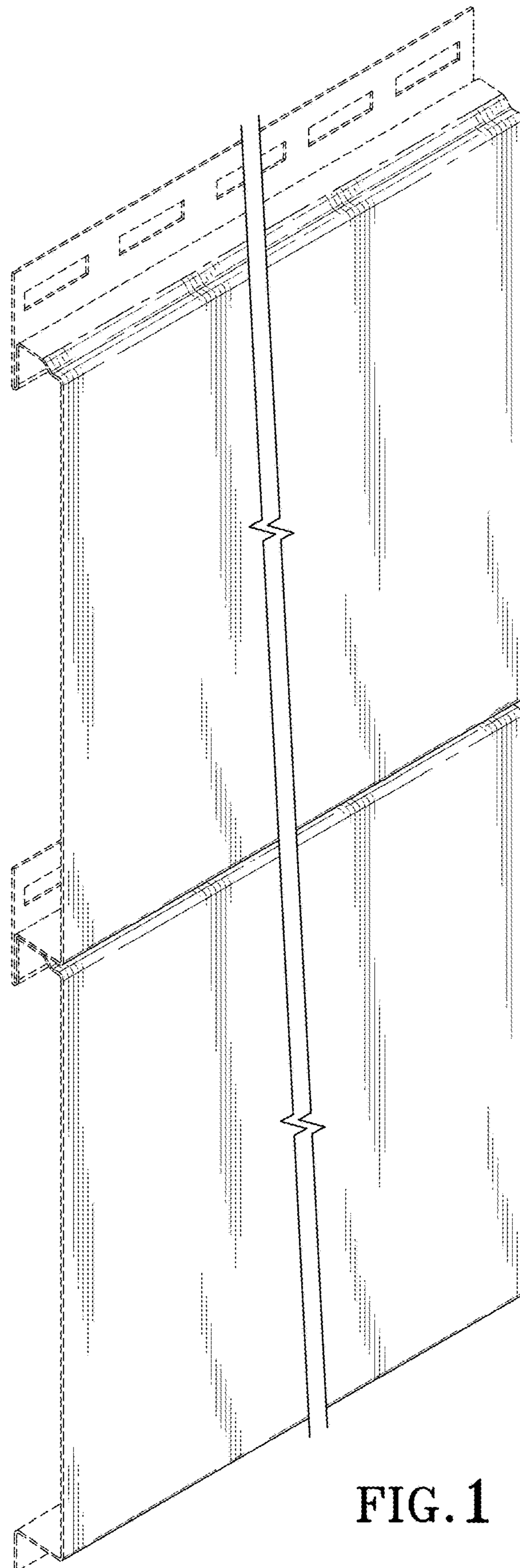


FIG. 1

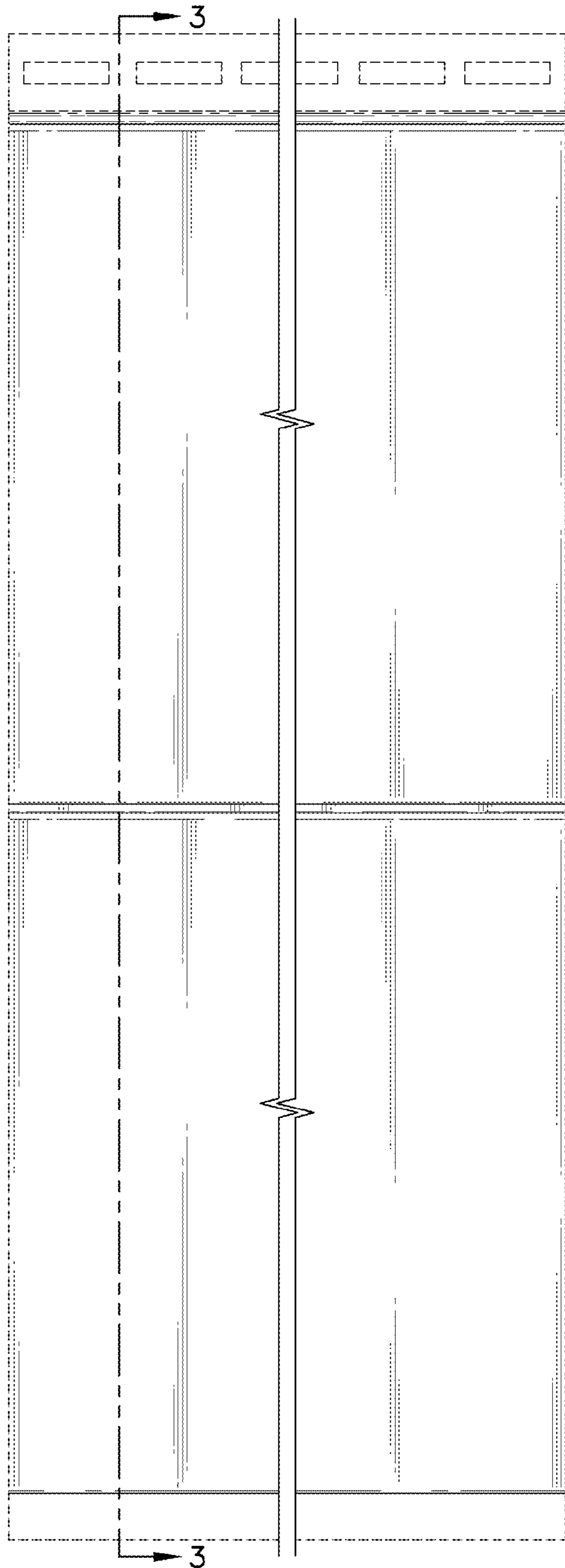


FIG.2




FIG. 3

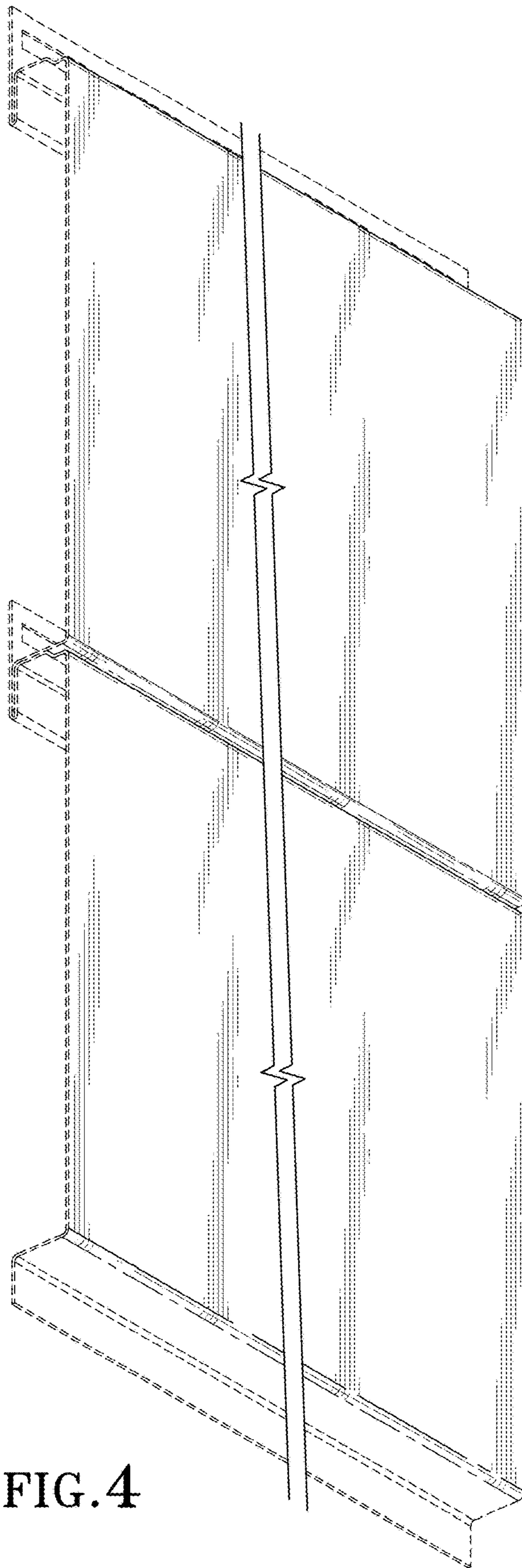


FIG. 4

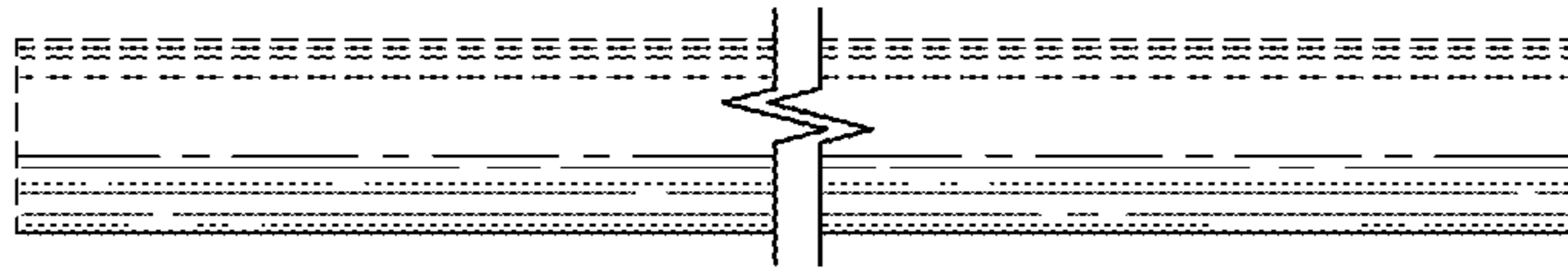


FIG. 5

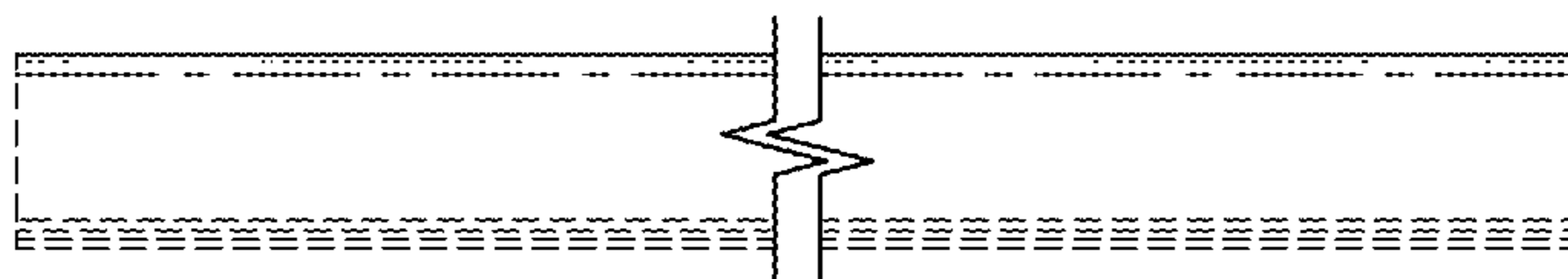


FIG. 6