



US00D874026S

(12) **United States Design Patent**
Duncan et al.

(10) **Patent No.:** **US D874,026 S**
(45) **Date of Patent:** **** Jan. 28, 2020**

- (54) **SHEET JUNCTION**
- (71) Applicant: **FORMFLOW PTY LTD**, North Geelong (AU)
- (72) Inventors: **John Duncan**, Auckland (NZ); **Matthew Edward Dingle**, Torquay (AU); **Matthias Weiss**, Belmont (AU); **Ross John George**, Barrabool (AU); **Dylan Mayson**, Armstrong Creek (AU)
- (73) Assignee: **FORMFLOW PTY LTD**, North Geelong (AU)
- (**) Term: **15 Years**
- (21) Appl. No.: **29/630,779**
- (22) Filed: **Dec. 22, 2017**
- (30) **Foreign Application Priority Data**

- Jun. 23, 2017 (AU) 201713839
- (51) **LOC (12) Cl.** **25-01**
- (52) **U.S. Cl.**
USPC **D25/141**
- (58) **Field of Classification Search**
USPC D25/119, 138, 139, 141, 143, 144, 157, D25/158, 159, 160, 161, 162, 199
CPC E04B 2/00; E04B 2/02; E04B 2/04; E04B 2/06; E04B 2/08; E04B 2/72; E04B 2/74; E04B 2002/026; E04B 2002/0263; E04B 2002/0265; E04D 1/26; E04D 1/265; B21D 13/00; B21D 13/10; F16L 27/1025; F16L 27/11
See application file for complete search history.

- (56) **References Cited**
U.S. PATENT DOCUMENTS
365,042 A * 6/1887 Battelle E04D 1/26 52/420
669,148 A * 3/1901 Smith E04F 13/147 52/13

2,620,906 A * 12/1952 Ketchum, Jr. E04F 13/0814 24/561
3,434,400 A * 3/1969 Hochfeld B31D 5/04 269/266

(Continued)

FOREIGN PATENT DOCUMENTS

GB 191210303 6/1913

OTHER PUBLICATIONS

Examination Report No. 1 for Standard Patent Application; Australian Application No. 2017235940; dated, Oct. 25, 2017; 7 Pages.
(Continued)

Primary Examiner — L. Martinez
(74) *Attorney, Agent, or Firm* — Cantor Colburn LLP

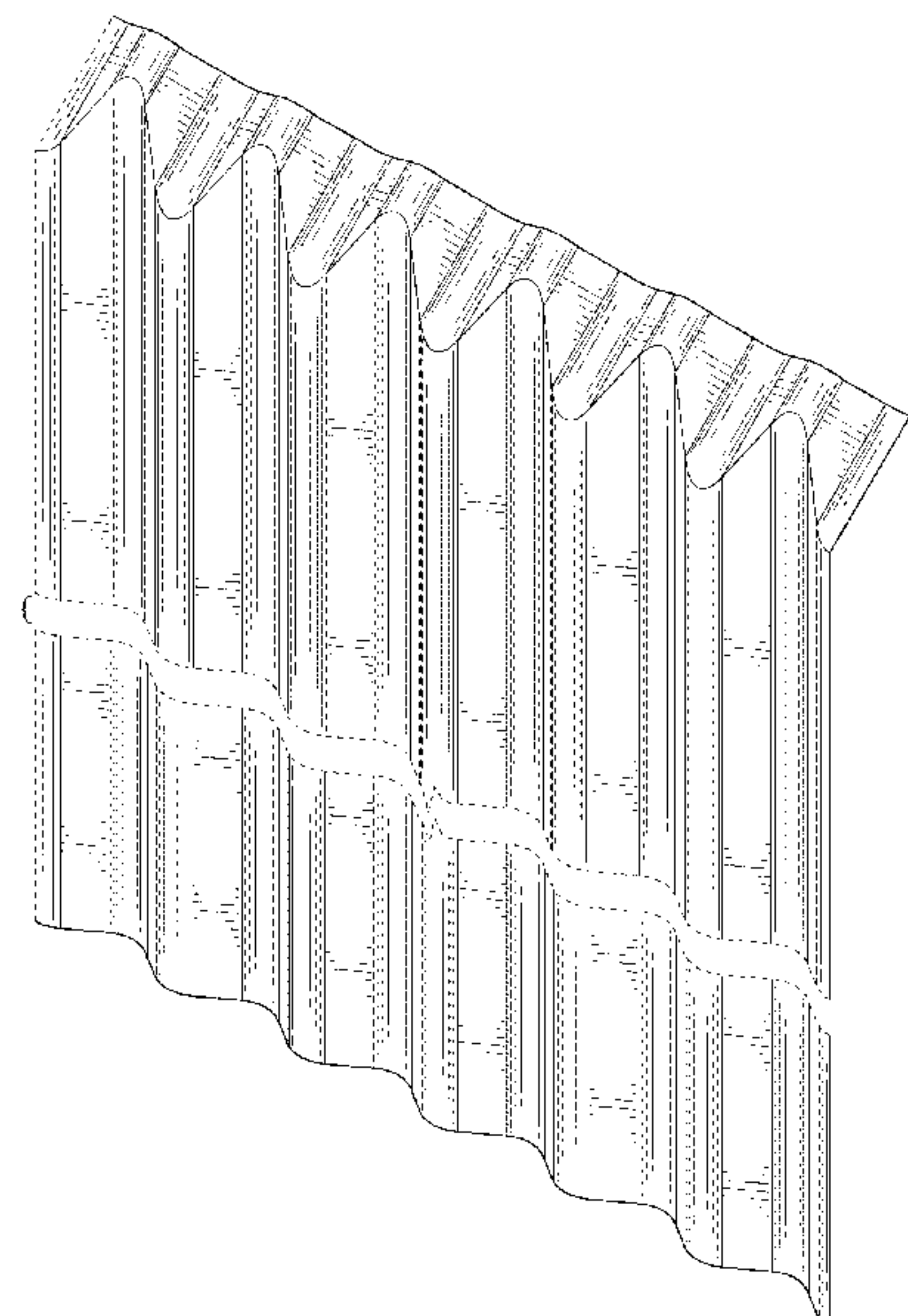
(57) **CLAIM**

The ornamental design for a sheet junction, as shown and described.

DESCRIPTION

FIG. 1 is a top front perspective view of a sheet junction, showing our new design;
FIG. 2 is a bottom rear perspective view thereof;
FIG. 3 is a front view thereof;
FIG. 4 is a rear view thereof;
FIG. 5 is a top view thereof;
FIG. 6 is a bottom view thereof;
FIG. 7 is a side view thereof; and,
FIG. 8 is an opposite side view thereof.
The broken lines in the drawings represent a claim boundary and form no part of the claimed design.
The sheet junction is shown with a symbolic break in its length. The appearance of any portion of the sheet junction between the break lines forms no part of the claimed design.

1 Claim, 6 Drawing Sheets



(56)

References Cited

U.S. PATENT DOCUMENTS

3,938,244 A * 2/1976 Merle H01P 3/14
29/600
4,100,787 A * 7/1978 Straza B21D 13/10
72/310
4,220,423 A * 9/1980 Sivachenko E04C 2/08
405/272
4,250,728 A * 2/1981 King E04C 2/322
428/603
D259,143 S * 5/1981 Aktinson D25/119
D270,092 S * 8/1983 Lacasse D25/123
5,337,592 A * 8/1994 Paulson E04D 3/40
29/895
5,899,842 A * 5/1999 Di Pilla B31D 5/00
493/399
7,814,721 B2 * 10/2010 Raineri E04F 13/04
52/443
8,029,913 B2 * 10/2011 Mann E04C 2/322
D25/138
D679,834 S * 4/2013 Griffiths D25/119
D687,976 S * 8/2013 Griffiths D25/119

D687,977 S * 8/2013 Griffiths D25/119
D713,978 S * 9/2014 Zombek D25/125
D719,281 S * 12/2014 Derreumaux D25/141
D734,501 S * 7/2015 Bodwell D25/119
D736,953 S * 8/2015 Griffiths D25/119
D746,489 S * 12/2015 Khaychenko D25/141
D748,289 S * 1/2016 Kamil D25/141
D748,290 S * 1/2016 Khaychenko D25/141
D748,291 S * 1/2016 Kamil D25/141
D748,825 S * 2/2016 Lara D25/140
D777,950 S * 1/2017 Bilge D25/138
D778,465 S * 2/2017 Zombek D25/141
D809,677 S * 2/2018 Khaychenko D25/141
2012/0102858 A1 * 5/2012 Carlson E06B 1/36
52/210

OTHER PUBLICATIONS

Written Opinion of the International Searching Authority, International Application No. PCT/AU2017/051055, dated Dec. 14, 2017 (5 pp.).

* cited by examiner

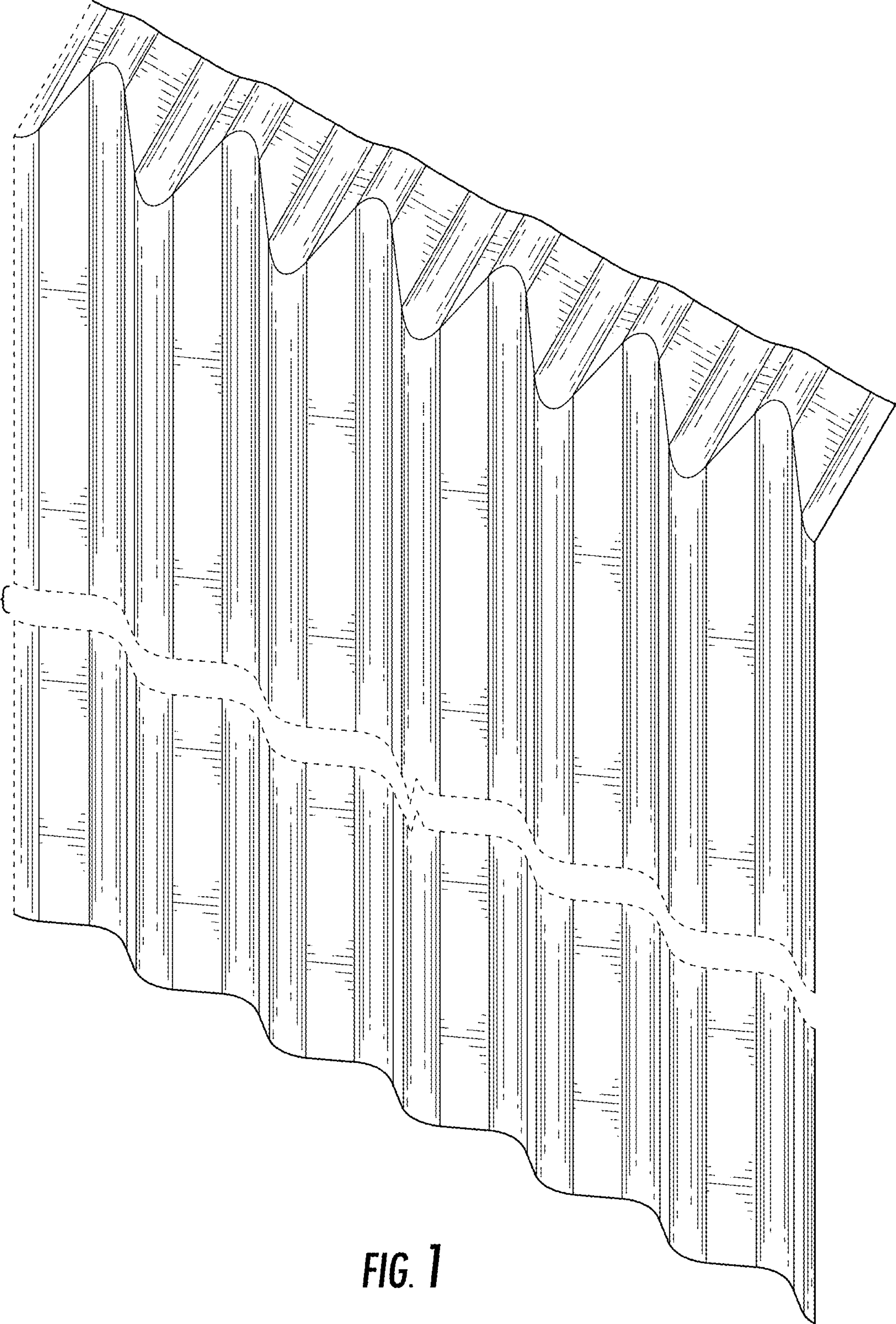


FIG. 1

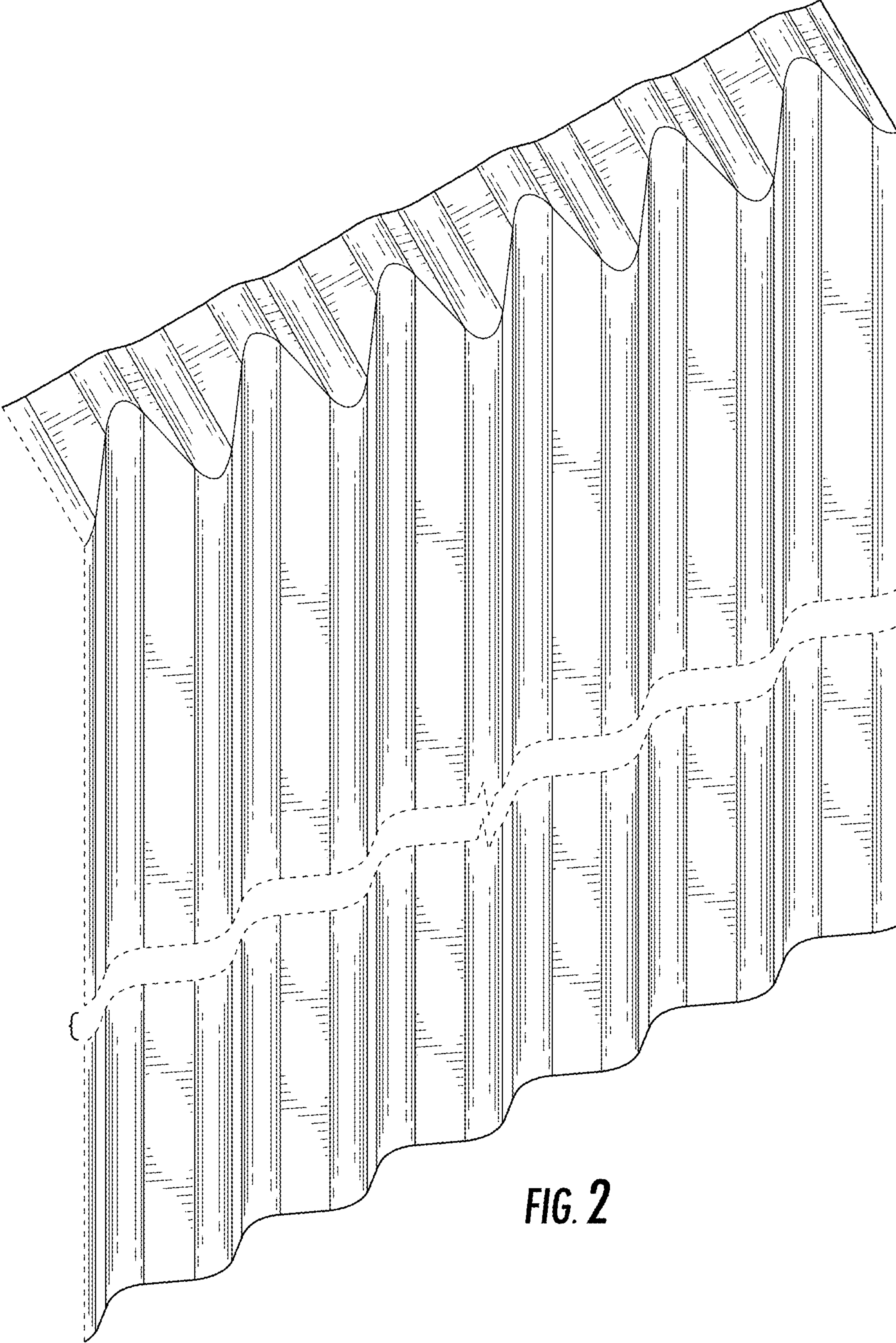


FIG. 2

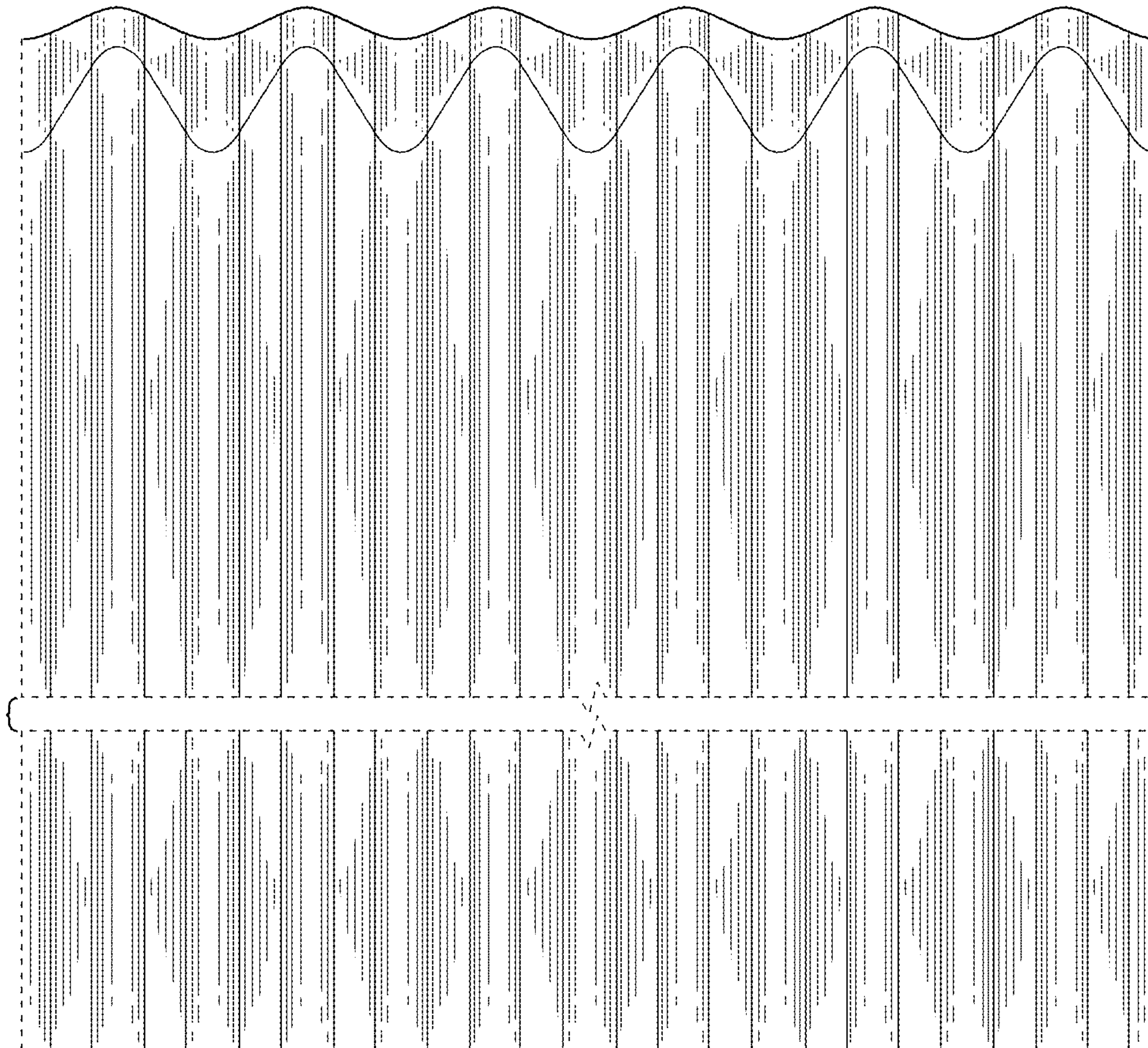


FIG. 3

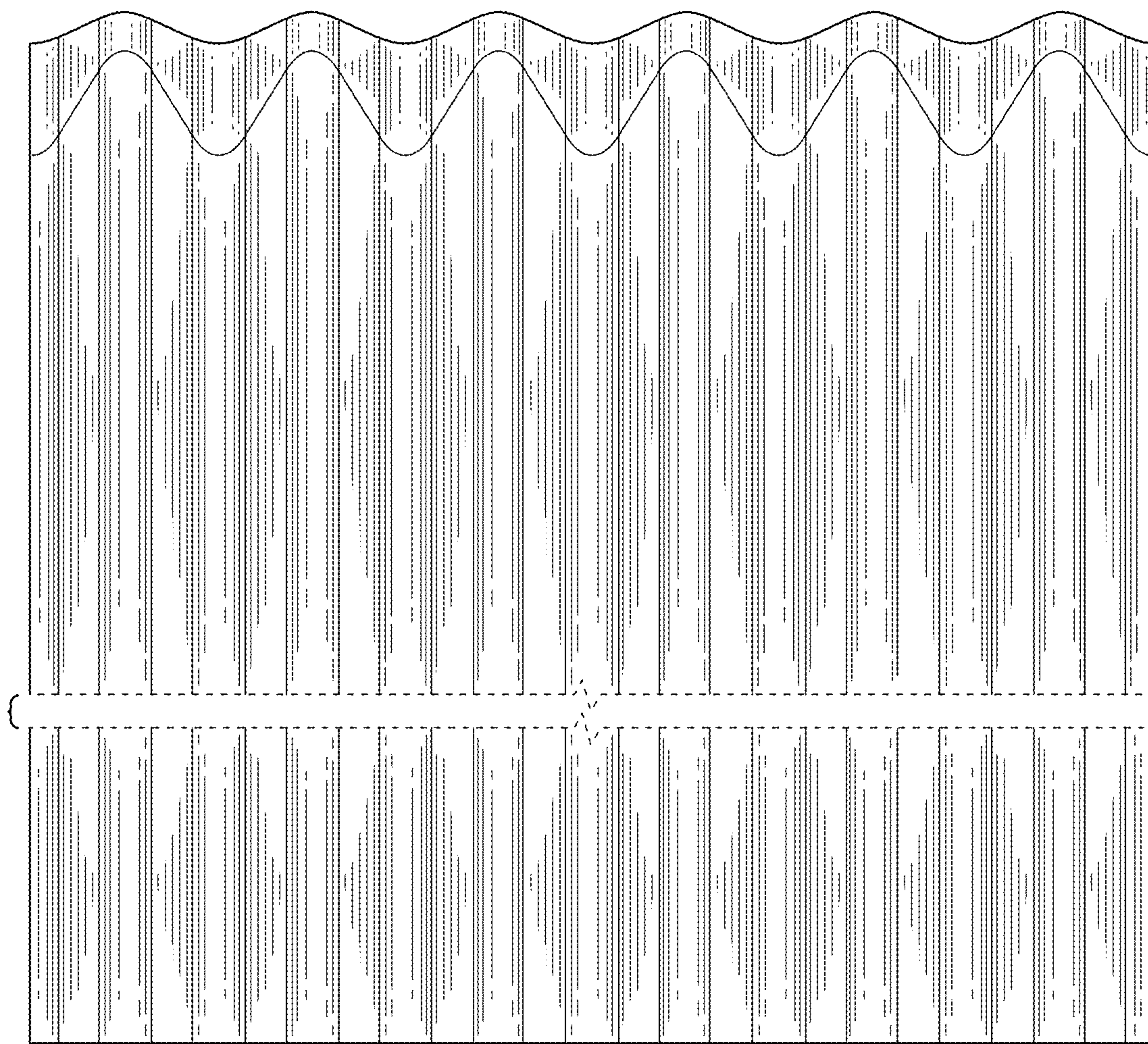


FIG. 4

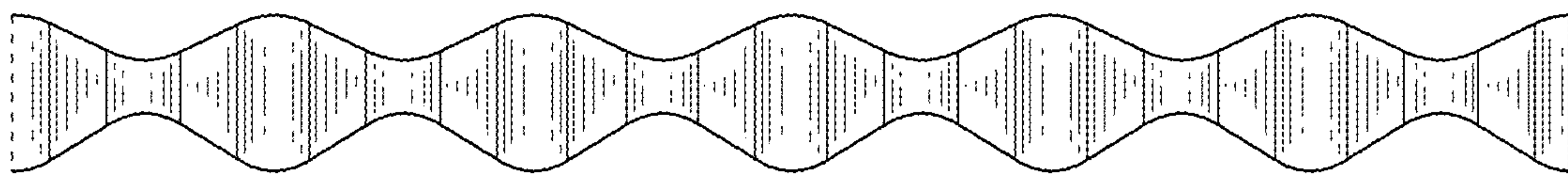


FIG. 5

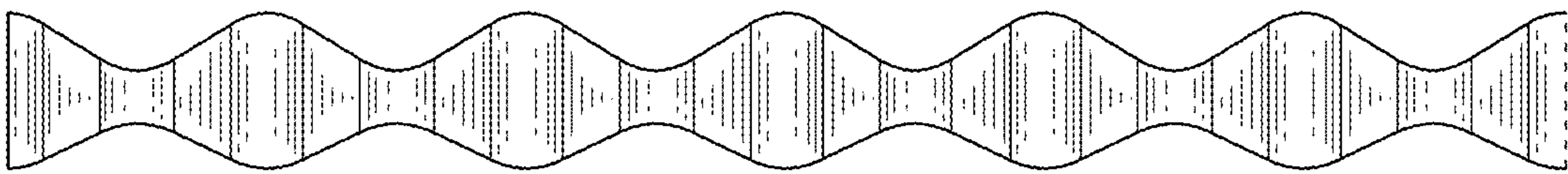


FIG. 6

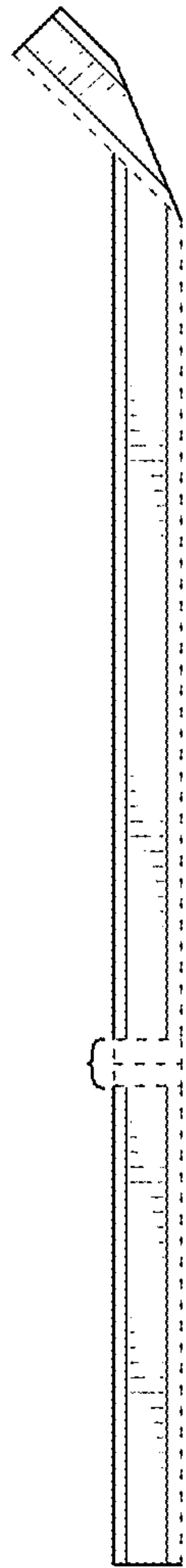


FIG. 7

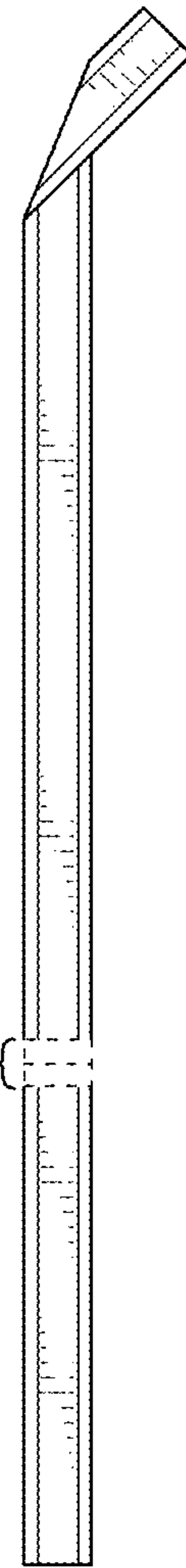


FIG. 8