



US00D874007S

(12) **United States Design Patent**
Chang et al.

(10) **Patent No.:** **US D874,007 S**
(45) **Date of Patent:** **** Jan. 28, 2020**

(54) **ANALYTE MEASUREMENT APPARATUS**
(71) Applicant: **Bionime Corporation**, Taichung (TW)
(72) Inventors: **Hsueh Chuan Chang**, Taichung (TW);
Wei-Li Hsiao, Taichung (TW)
(73) Assignee: **BIONIME CORPORATION**,
Taichung (TW)
(**) Term: **15 Years**
(21) Appl. No.: **29/667,846**

(22) Filed: **Oct. 25, 2018**
(51) **LOC (12) Cl.** **24-01**
(52) **U.S. Cl.**
USPC **D24/169**
(58) **Field of Classification Search**
USPC D24/164-169, 186, 107, 216; D10/81
CPC A61B 5/14532; A61B 5/14865; A61B
2560/0412; A61B 2560/0443; A61B
2560/0462; A61M 25/0606; A61M
25/0631; G01N 33/66
See application file for complete search history.

(56) **References Cited**
U.S. PATENT DOCUMENTS
D503,641 S * 4/2005 Huang D10/81
D670,812 S * 11/2012 Huang D24/169
D688,146 S * 8/2013 Liu D10/81
8,840,776 B2 * 9/2014 Hsu C12Q 1/006
204/403.01
D731,067 S * 6/2015 Huang D24/169

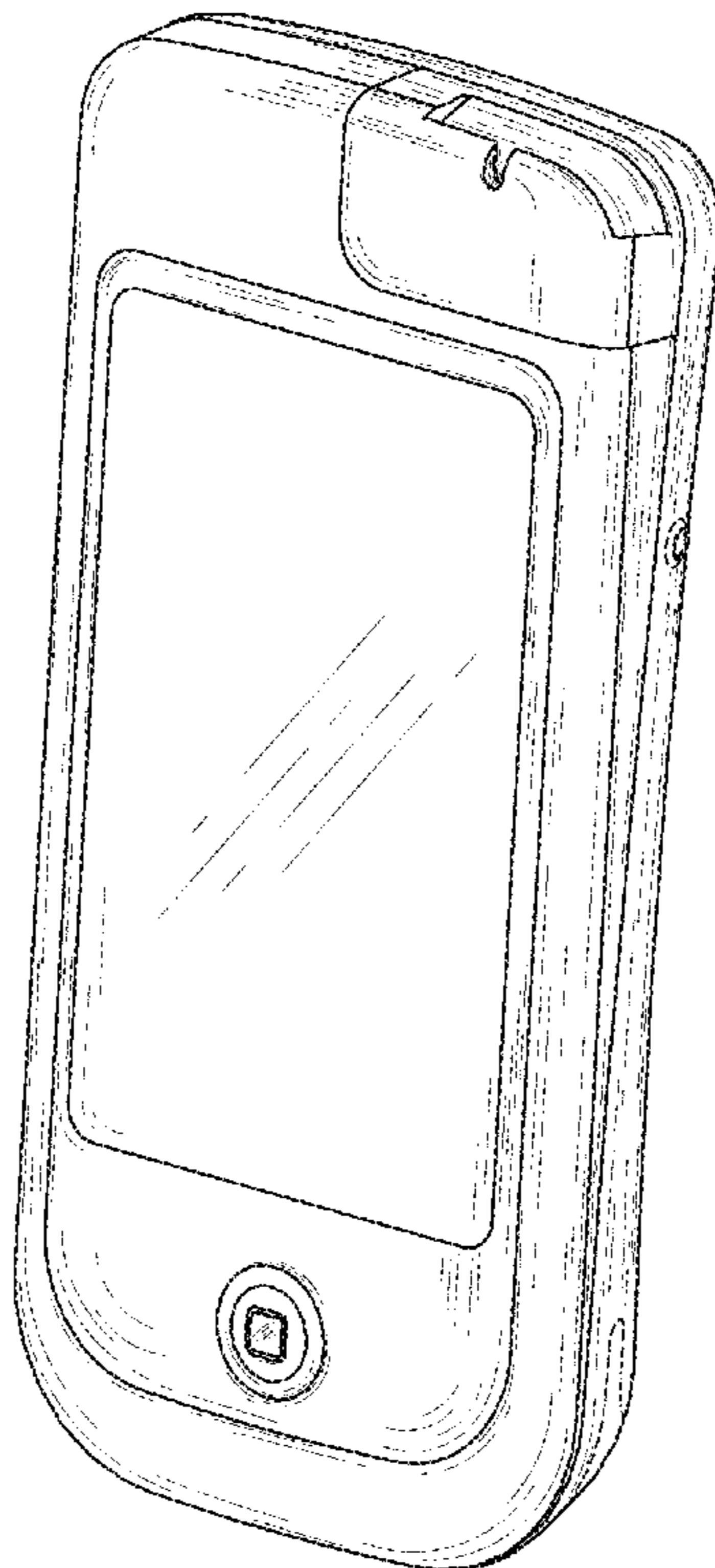
D851,769 S * 6/2019 Wirz D24/169
D857,206 S * 8/2019 Deng D24/169
2010/0258453 A1 * 10/2010 Huang G01N 27/3273
205/777.5
2013/0338464 A1 * 12/2013 Stainken A61B 5/14532
600/365
2014/0213935 A1 * 7/2014 Hsu A61B 5/14532
600/583

* cited by examiner
Primary Examiner — Anhdao Doan
(74) *Attorney, Agent, or Firm* — Porzio Bromberg &
Newman P.C.

(57) **CLAIM**
The ornamental design for an analyte measurement apparatus, as shown and described.

DESCRIPTION
FIG. 1 is a perspective view of an analyte measurement apparatus according to the present design;
FIG. 2 is a front view thereof;
FIG. 3 is a rear view thereof;
FIG. 4 is a left side view thereof;
FIG. 5 is a right side view thereof;
FIG. 6 is a top view thereof; and,
FIG. 7 is a bottom view thereof.
The broken lines depict unclaimed portions of the analyte measurement apparatus and form no part of the claimed design.

1 Claim, 7 Drawing Sheets



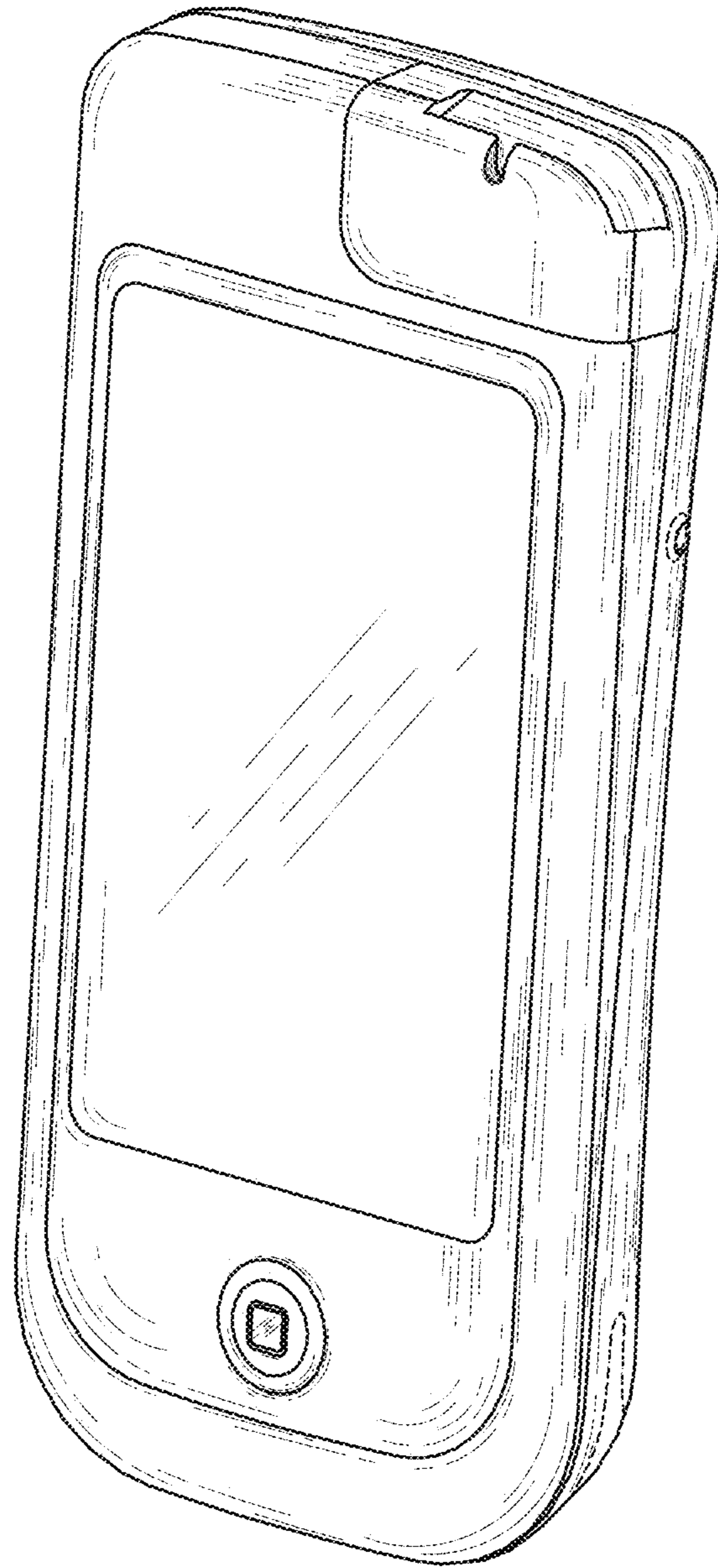


Fig. 1

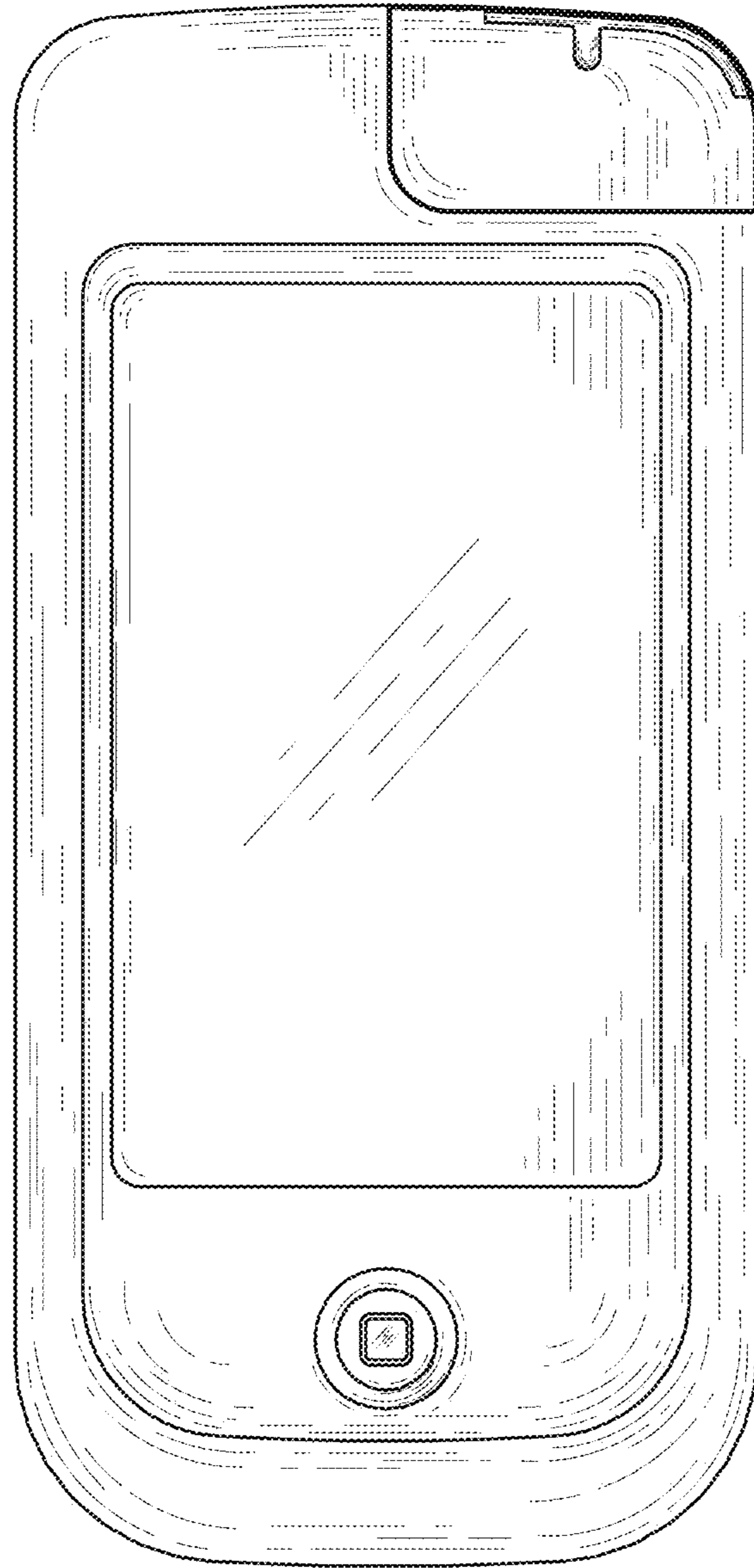


Fig. 2

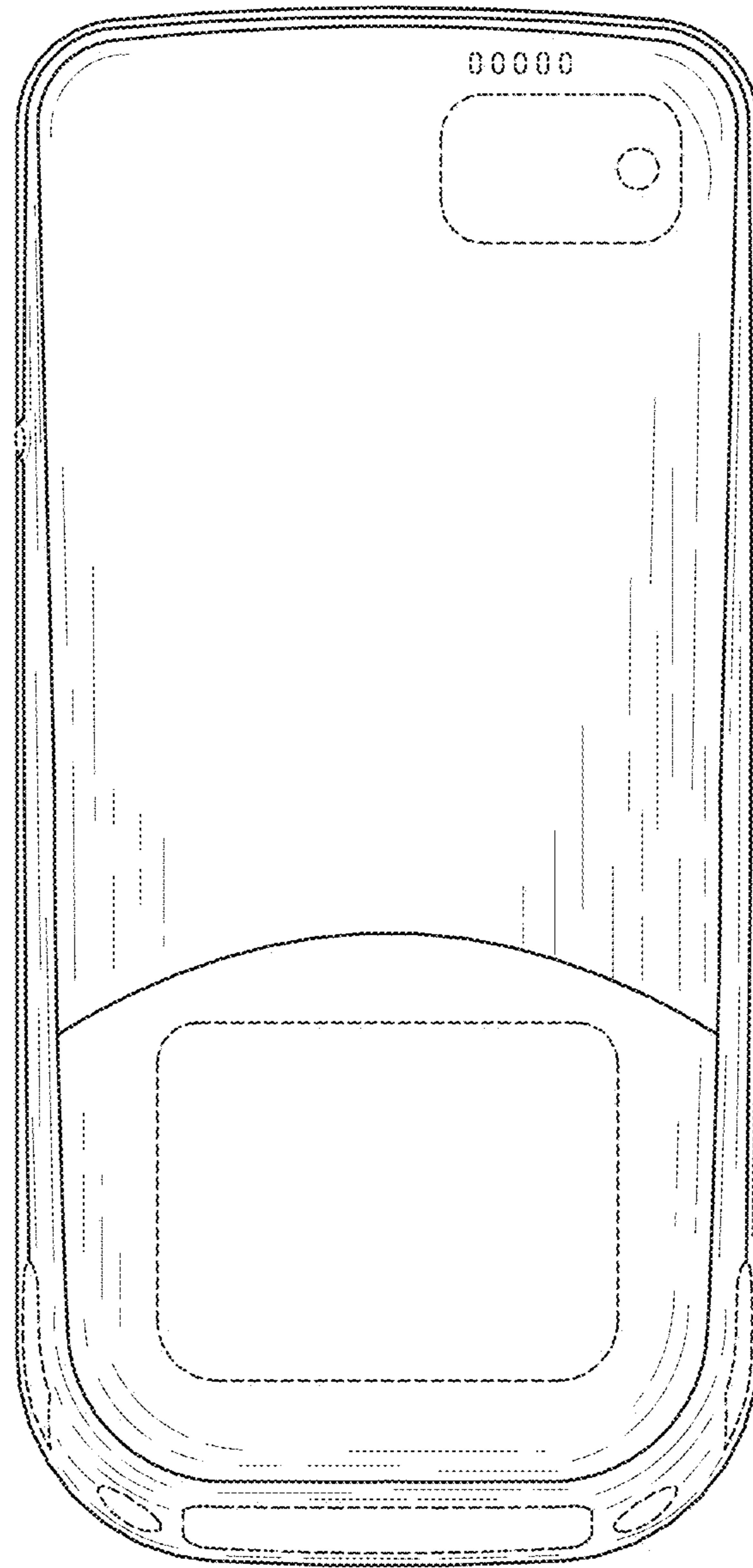


Fig. 3




Fig. 4

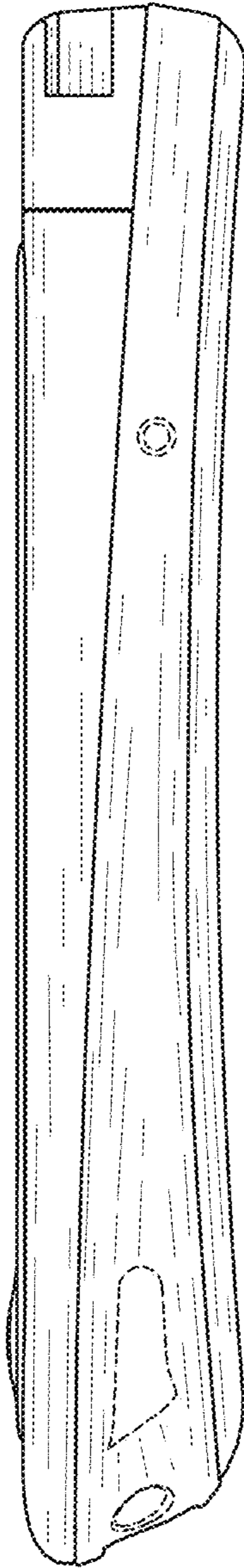


Fig. 5

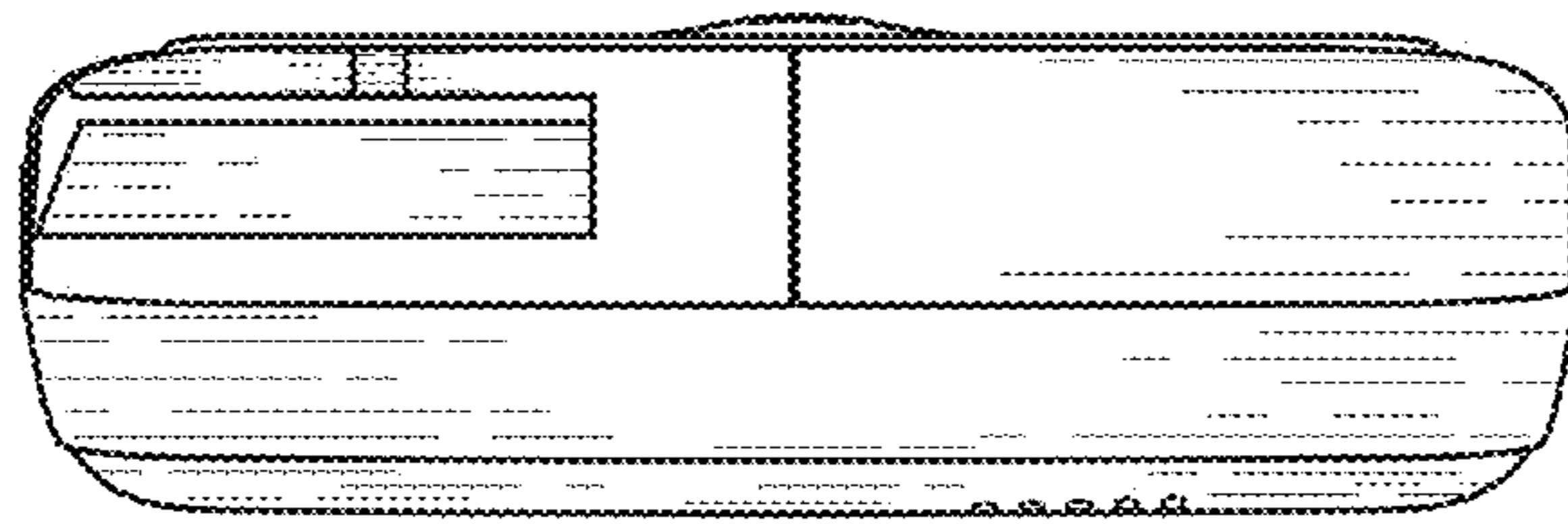


Fig. 6




Fig. 7