



US00D873997S

(12) **United States Design Patent**
Ljunglöf et al.

(10) **Patent No.:** **US D873,997 S**
(45) **Date of Patent:** **** Jan. 28, 2020**

(54) **CATHETER**
(71) Applicant: **DENTSPLY IH AB**, Mölndal (SE)
(72) Inventors: **Gustaf Ljunglöf**, Göteborg (SE);
Niklas Dahlberg, Lerum (SE); **Anna**
Kylberg Malmborg, Vallda (SE)
(73) Assignee: **DENTSPLY IH AB**, Mölndal (SE)
(**) Term: **15 Years**
(21) Appl. No.: **29/619,786**
(22) Filed: **Oct. 2, 2017**

6,503,220 B1 1/2003 Cirillo et al.
6,984,226 B1 1/2006 Abell et al.
D518,178 S 3/2006 Christiansen
7,214,211 B2 * 5/2007 Woehr A61M 5/3273
604/164.08
D567,938 S 4/2008 Shinohara
D577,140 S 9/2008 Brown et al.
D581,529 S * 11/2008 Moehle D24/130
D625,860 S 10/2010 Bertken
7,806,614 B2 10/2010 Desson et al.
D626,671 S 11/2010 Bertken
D638,120 S * 5/2011 Schultz D24/127
D639,424 S * 6/2011 Schultz D24/127
D639,425 S * 6/2011 Schultz D24/127
D640,788 S * 6/2011 Appling D24/130
(Continued)

(30) **Foreign Application Priority Data**
Apr. 4, 2017 (EM) 003840107
(51) **LOC (12) Cl.** **24-02**
(52) **U.S. Cl.**
USPC **D24/130**
(58) **Field of Classification Search**
USPC D24/127-131, 112-114, 133, 186;
606/181, 185; 604/264, 523-528, 272,
604/187, 158, 164.01-164.11, 181, 184,
604/227; 600/101, 139, 143;
128/200.24, 207.14, 207.15
CPC A61M 25/00; A61M 39/00; A61M 27/00;
A61M 25/0043; A61M 25/0067; A61M
25/0097; A61F 2/958
See application file for complete search history.

FOREIGN PATENT DOCUMENTS

EM 001372916-0001/00 6/2013
EP 1946786 7/2008
(Continued)

Primary Examiner — David G Muller
(74) *Attorney, Agent, or Firm* — Perkins Coie LLP

(57) **CLAIM**

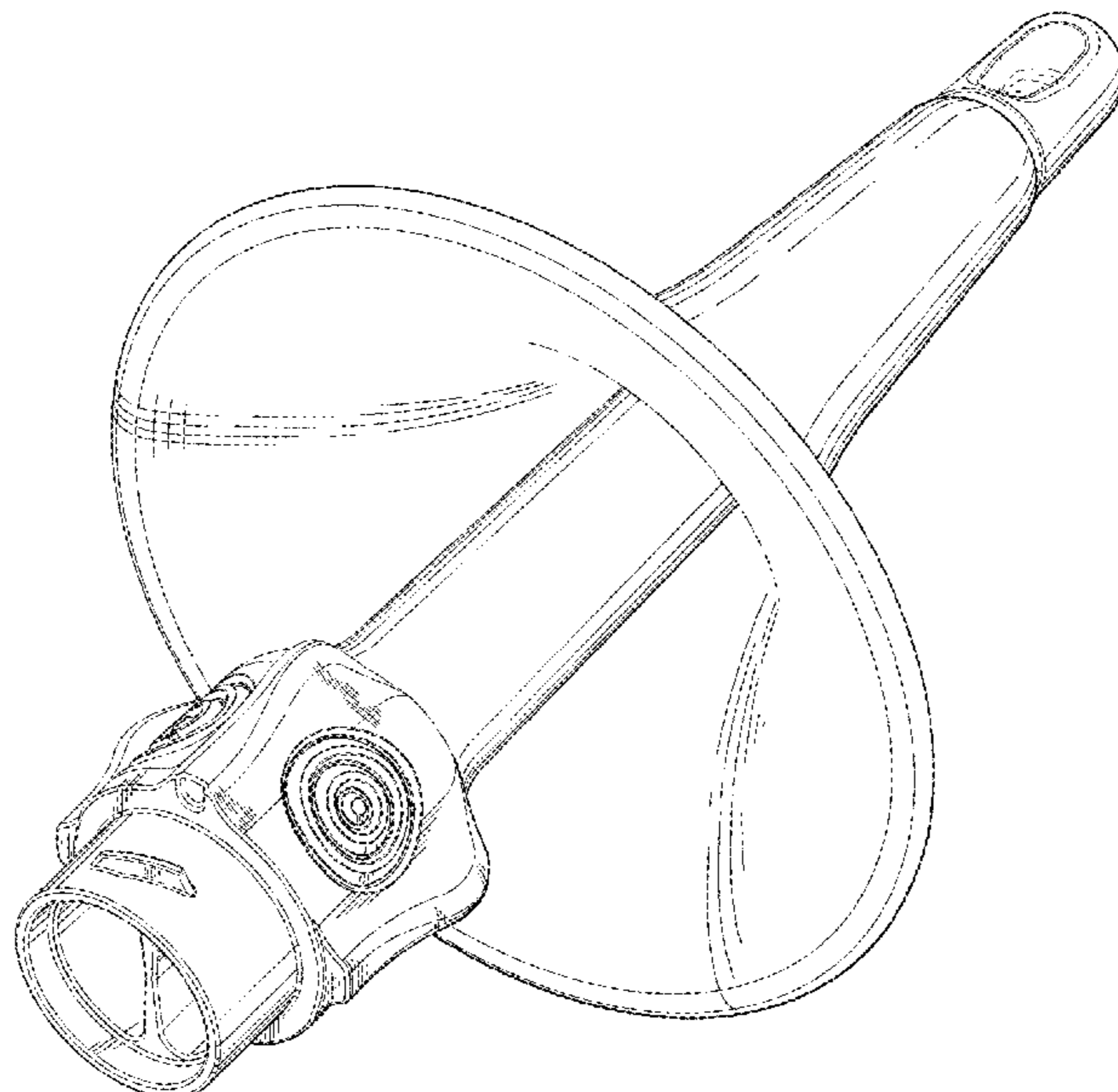
The ornamental design for a catheter, as shown and described.

DESCRIPTION

FIG. 1 is a perspective view of an embodiment of a catheter;
FIG. 2 is a top plan view thereof;
FIG. 3 is a bottom plan view thereof;
FIG. 4 is a front elevation view thereof;
FIG. 5 is a right side elevational view thereof;
FIG. 6 is a left side elevational view thereof; and,
FIG. 7 is a rear elevational view thereof.
The broken-line disclosure is understood to be for illustrative purposes only, and forms no part of the claimed design.

(56) **References Cited**
U.S. PATENT DOCUMENTS
D254,241 S 2/1980 Morin
5,713,864 A 2/1998 Verkaart
D425,625 S 5/2000 Niermann
D443,709 S 6/2001 Chiu
D445,908 S 7/2001 Conway

1 Claim, 6 Drawing Sheets



(56)

References Cited

U.S. PATENT DOCUMENTS

D683,016 S 5/2013 Mirza
D755,968 S * 5/2016 Ahluwalia D24/133
D835,263 S * 12/2018 Plessala A61M 25/01
D24/112
2003/0073963 A1 4/2003 Falconer
2004/0034324 A1 2/2004 Seese et al.
2005/0033264 A1 2/2005 Redinger
2008/0287919 A1 11/2008 Kimball
2012/0143168 A1 6/2012 Bjerregard

FOREIGN PATENT DOCUMENTS

WO 2006042016 4/2006
WO 2013076446 5/2013

* cited by examiner

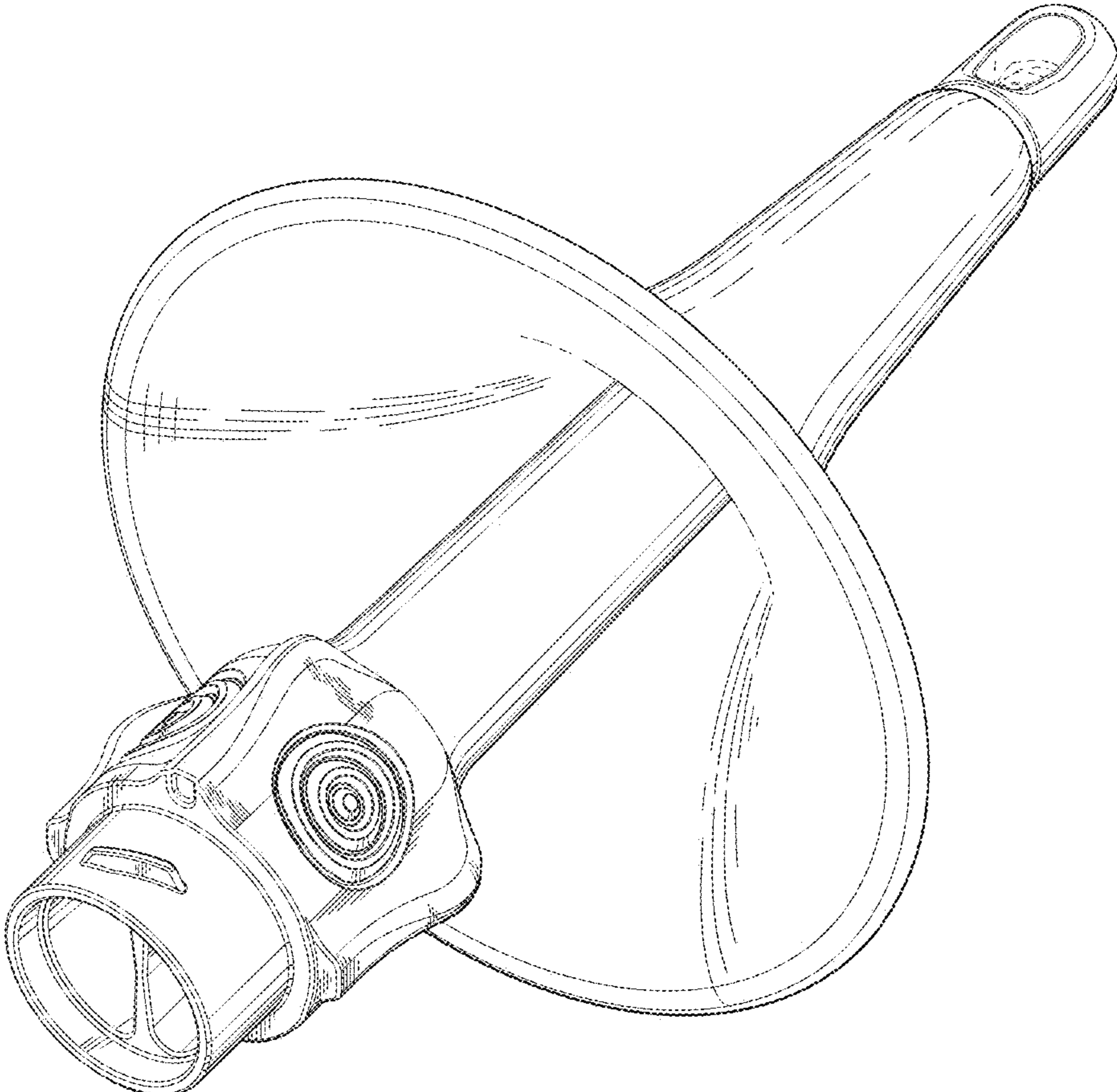


Fig. 1

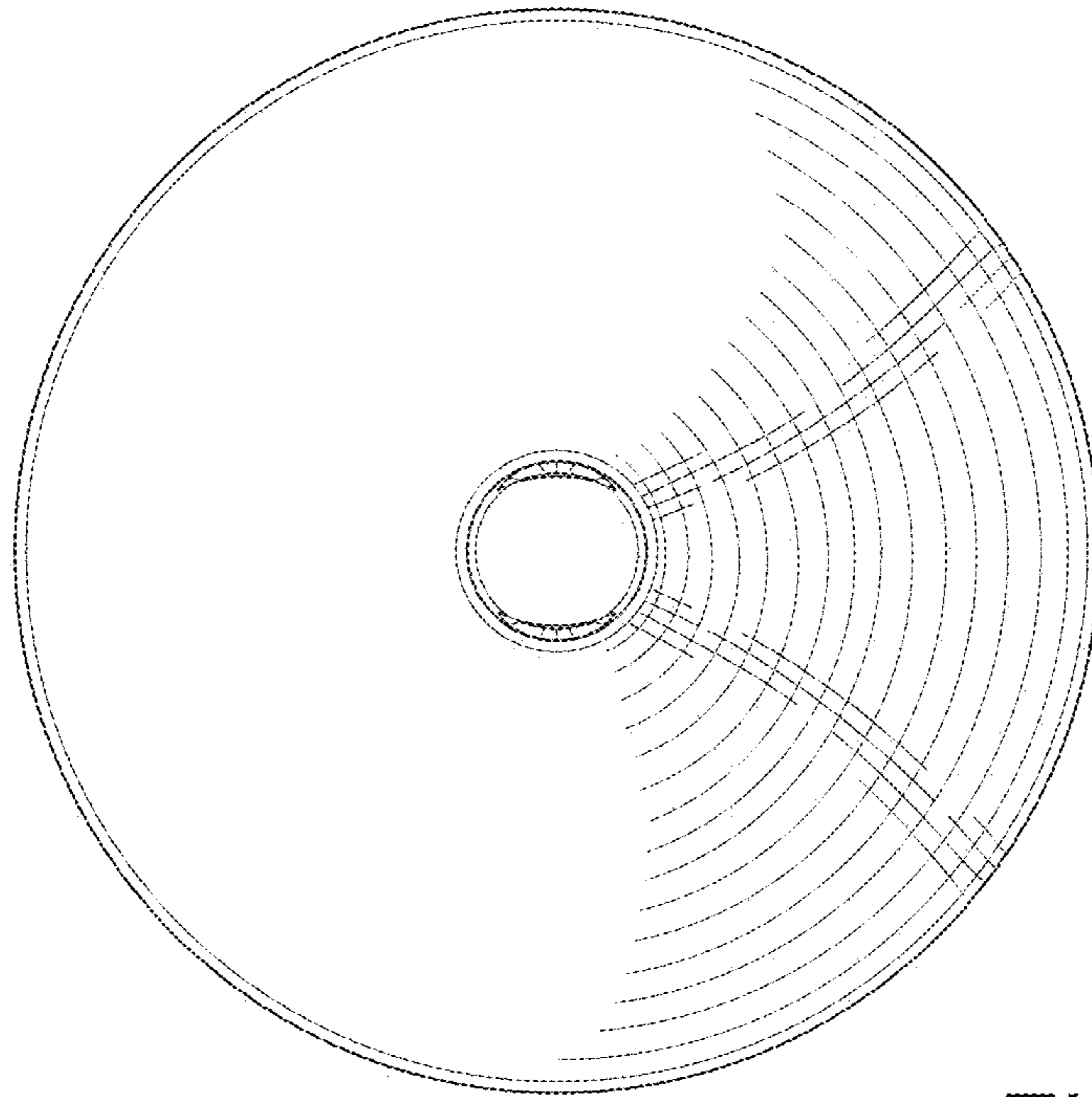


Fig. 2

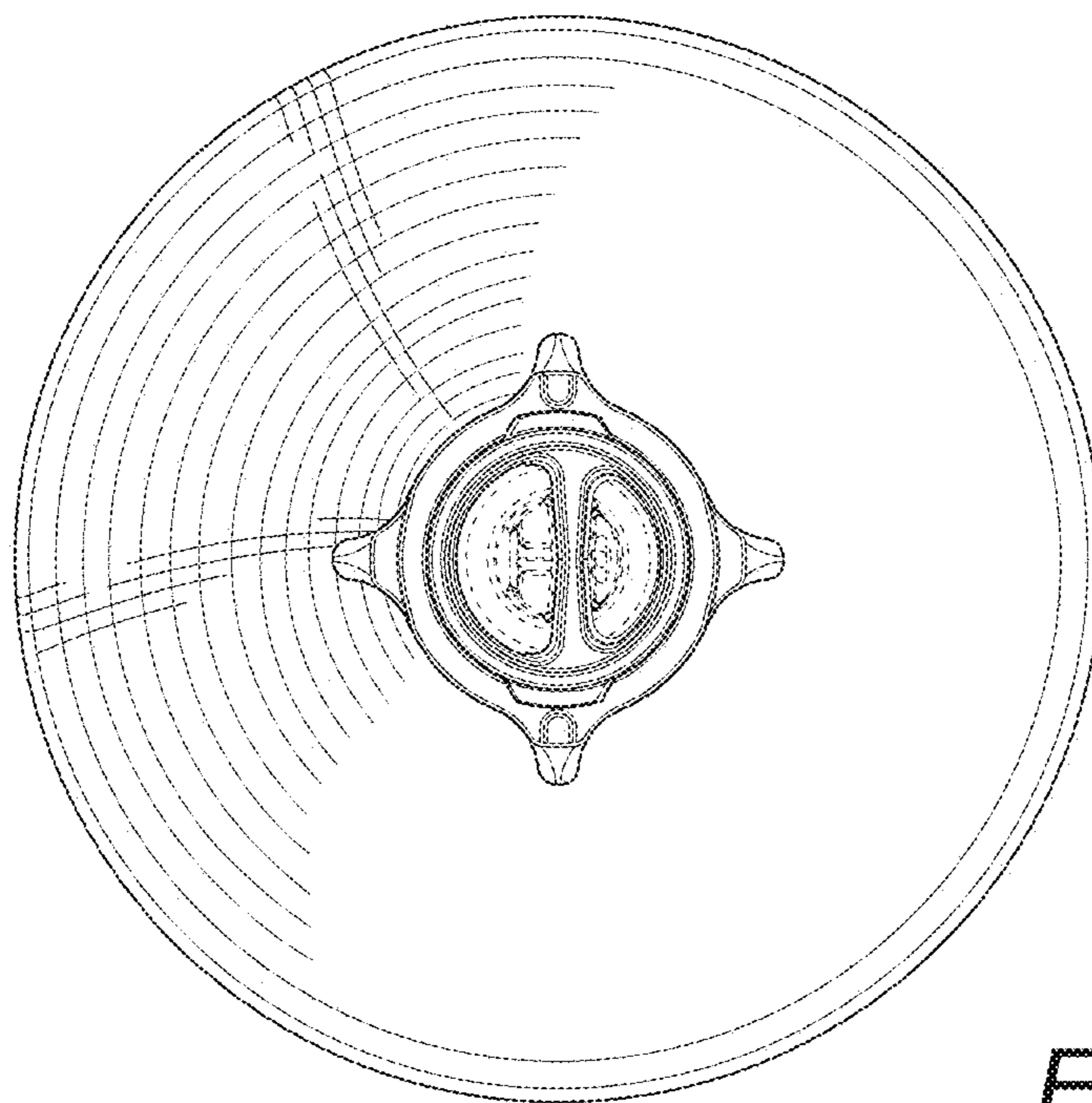


Fig. 3

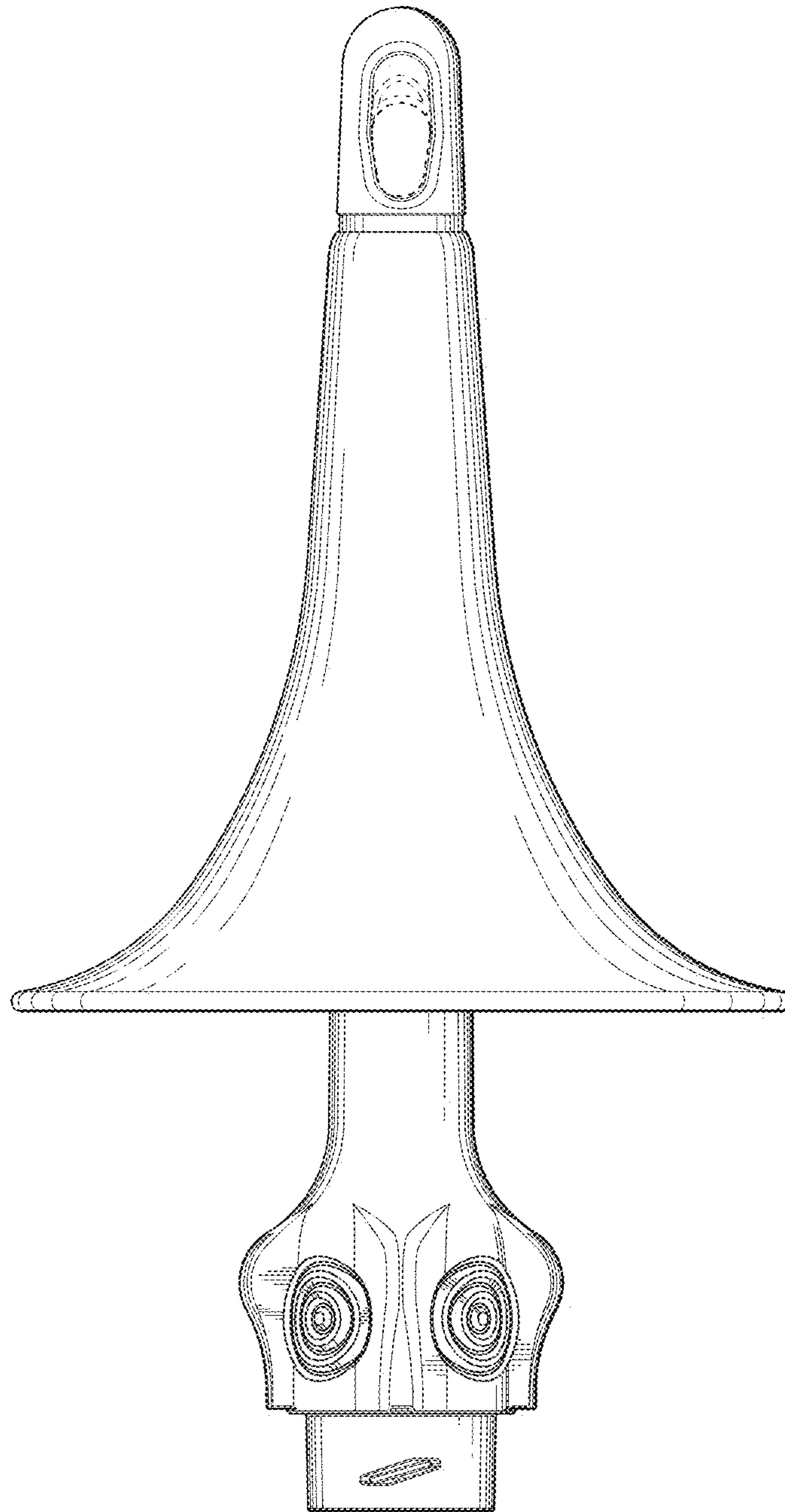


Fig. 4

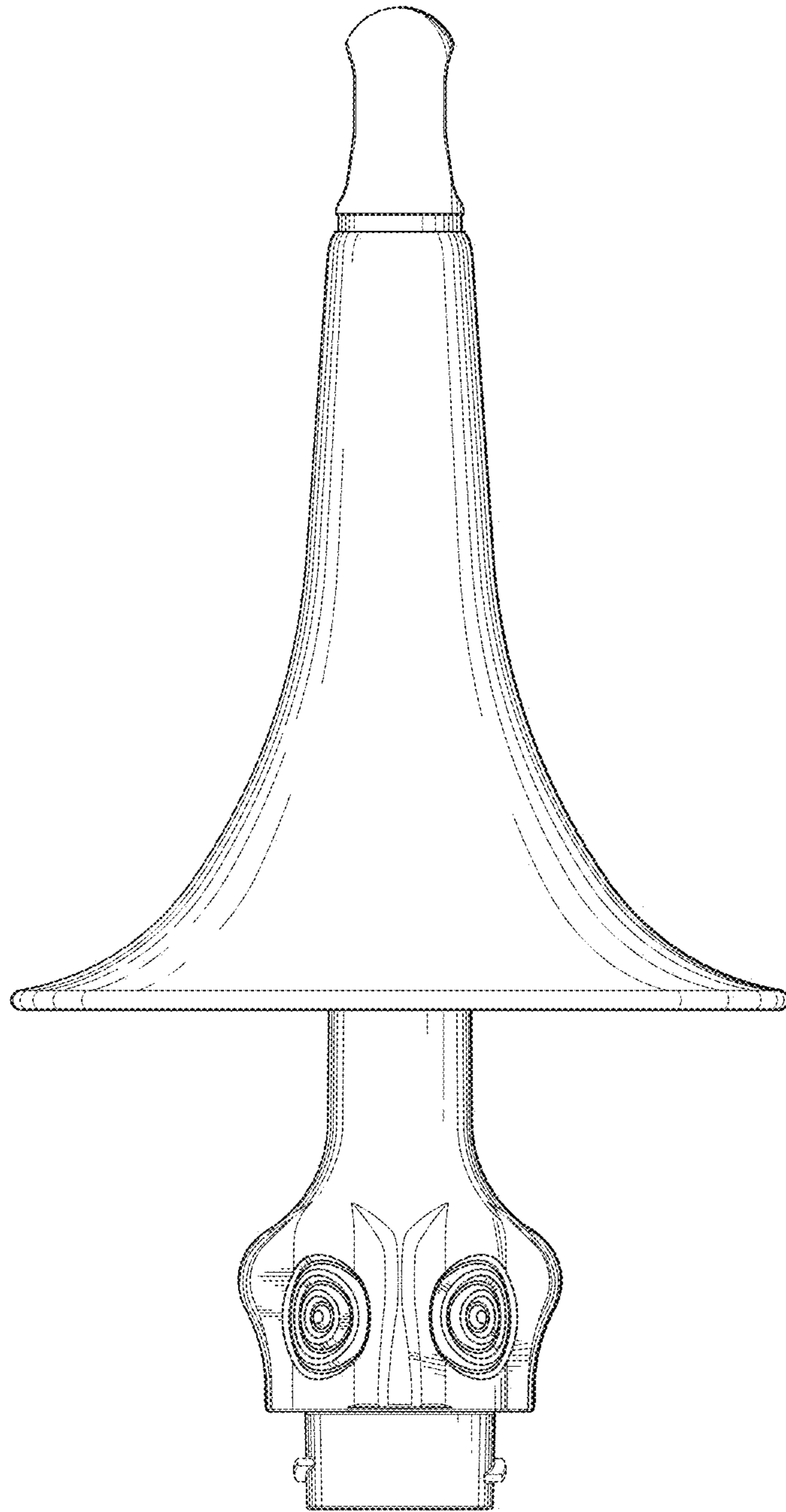


Fig. 5

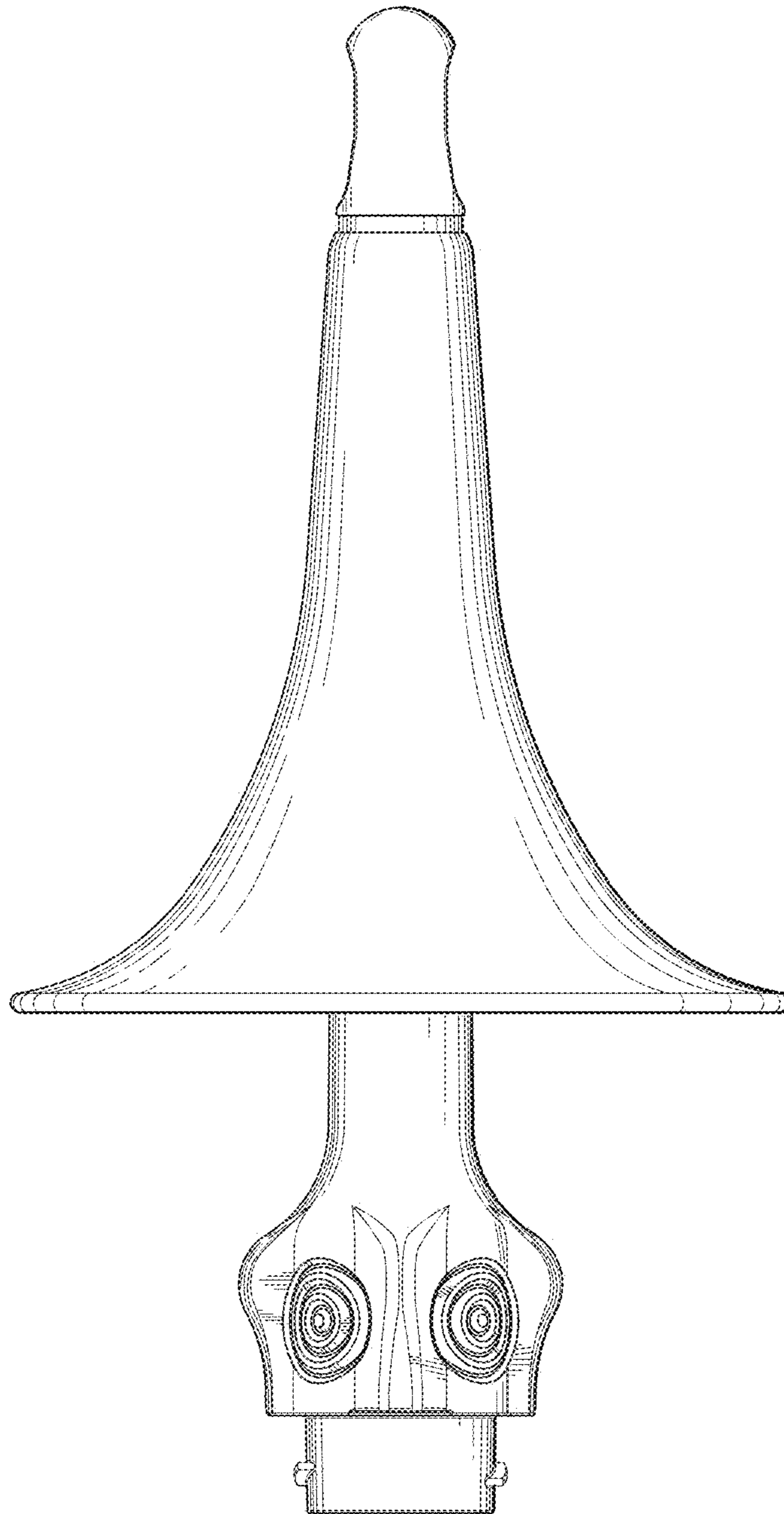


Fig. 6

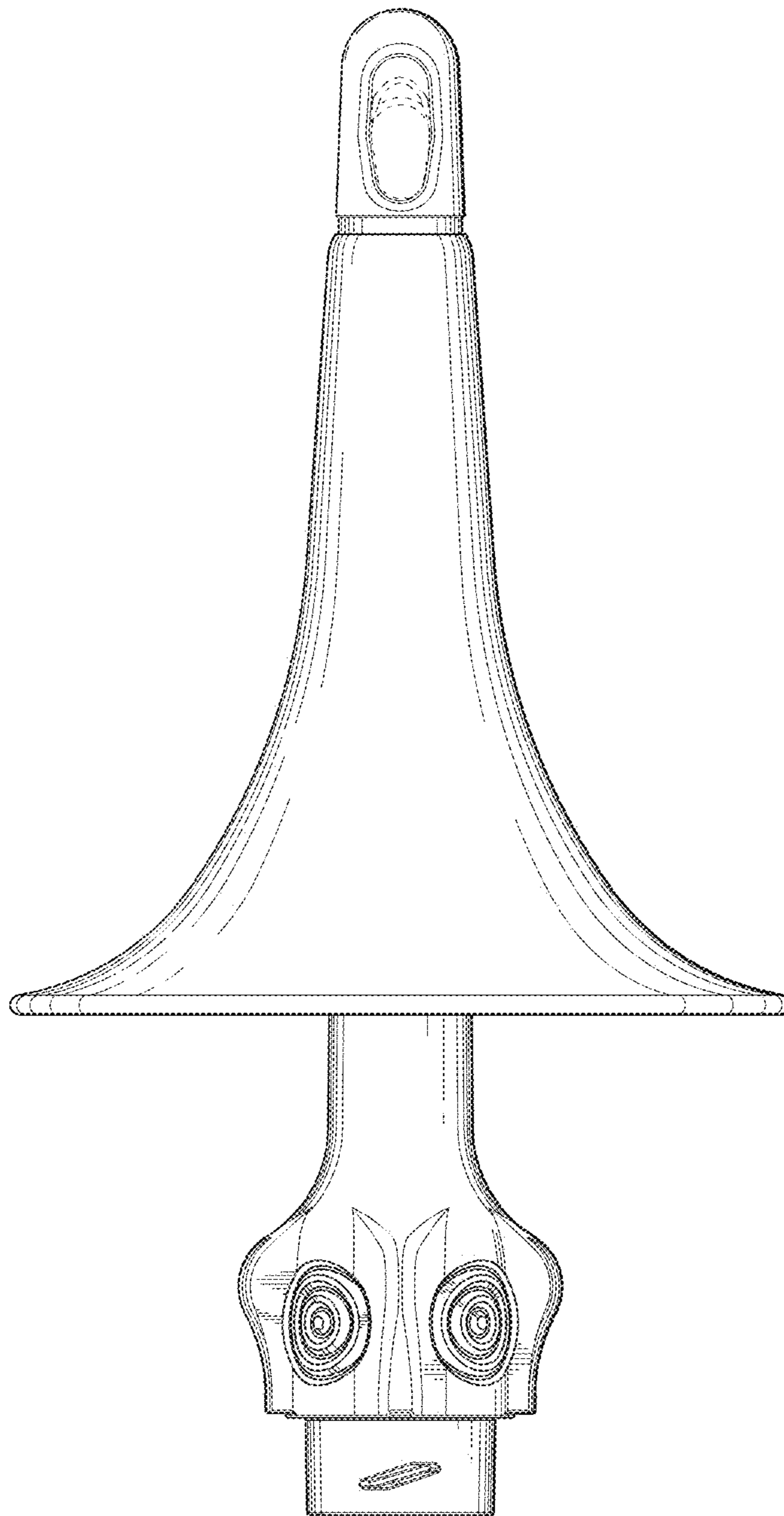


Fig. 7