



US00D873968S

(12) **United States Design Patent**
Bahler

(10) **Patent No.:** **US D873,968 S**

(45) **Date of Patent:** **** *Jan. 28, 2020**

(54) **FAUCET SPOUT**

(71) Applicant: **DELTA FAUCET COMPANY,**
Indianapolis, IN (US)

(72) Inventor: **Jordan Bahler,** Frankfort, IN (US)

(73) Assignee: **DELTA FAUCET COMPANY,**
Indianapolis, IN (US)

(*) Notice: This patent is subject to a terminal disclaimer.

(**) Term: **15 Years**

(21) Appl. No.: **29/646,313**

(22) Filed: **May 3, 2018**

(51) **LOC (12) Cl.** **23-01**

(52) **U.S. Cl.**
USPC **D23/255**

(58) **Field of Classification Search**
USPC D23/238–243, 249–252, 254–255, 257;
D8/307–308

CPC Y10T 137/9464
See application file for complete search history.

(56) **References Cited**

U.S. PATENT DOCUMENTS

D117,171 S * 10/1939 Fraser D23/257
D486,563 S * 2/2004 Hsieh D23/238
D517,653 S * 3/2006 Ito D23/238

D602,122 S * 10/2009 Corbett D23/238
D636,853 S * 4/2011 Yu D23/238
D656,585 S * 3/2012 McKeone D23/238
D693,907 S * 11/2013 Mendoza D23/238
D713,942 S * 9/2014 Potter D23/255
D820,957 S * 6/2018 Schaubach D23/238
D823,987 S * 7/2018 Downey D23/238
D825,032 S * 8/2018 He D23/238
D829,867 S * 10/2018 McKeone D23/255
10,184,232 B2 * 1/2019 Veros E03C 1/055
D842,437 S * 3/2019 McKeone D23/257

* cited by examiner

Primary Examiner — Amy C Wierenga

(74) *Attorney, Agent, or Firm* — Edgar A. Zarins; Nirav D. Parikh

(57) **CLAIM**

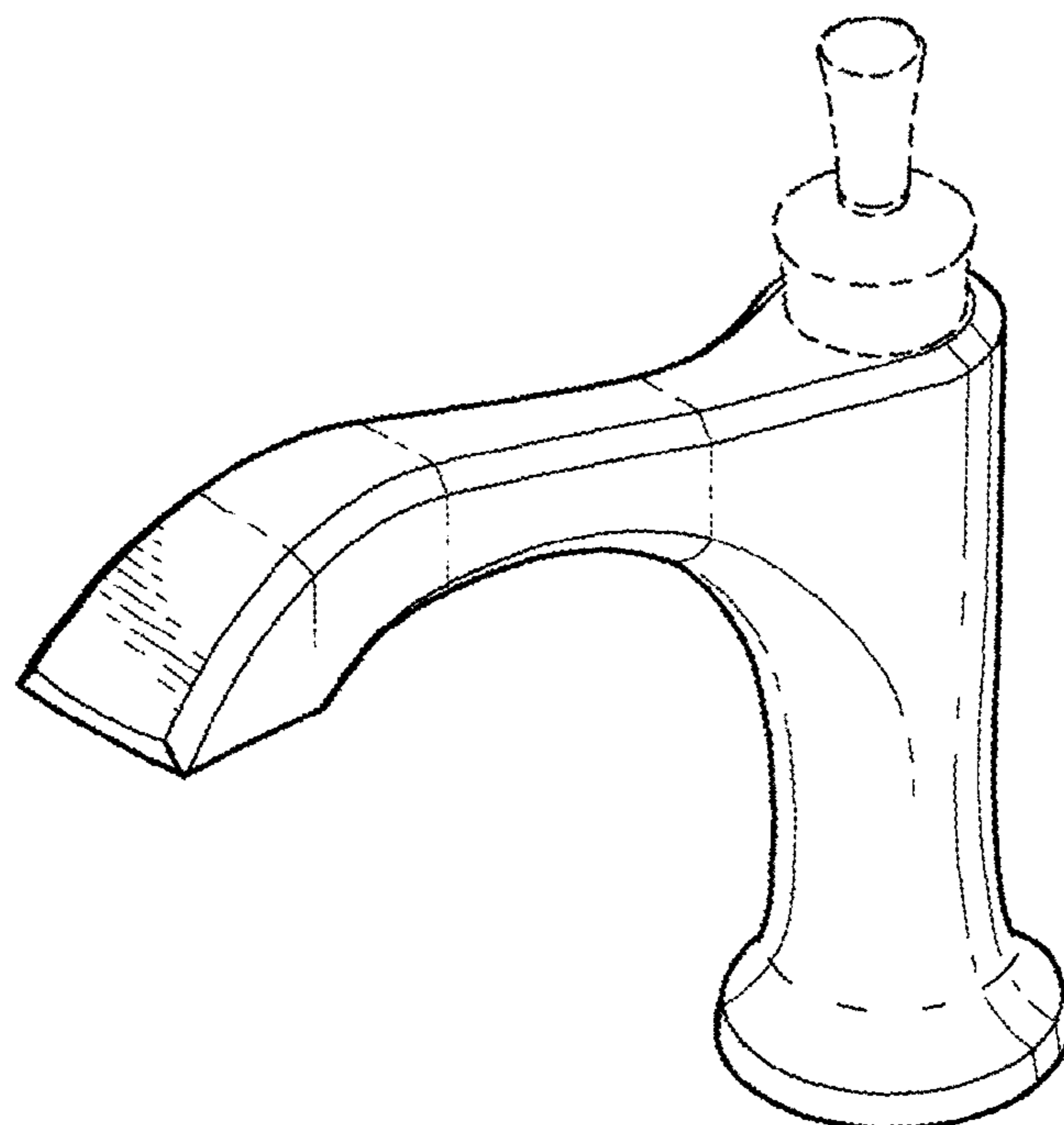
The ornamental design for a faucet spout, as shown and described.

DESCRIPTION

FIG. 1 is a perspective view of a faucet spout showing my new design;
FIG. 2 is a front elevational view thereof;
FIG. 3 is a left side view thereof, the opposite side being a mirror image of the side shown;
FIG. 4 is a rear view thereof;
FIG. 5 is a top plan view thereof; and,
FIG. 6 is a bottom view thereof.

The broken-line disclosure in the view represents a portion of the faucet spout in which the claimed design is embodied, but which forms no part of the claimed design.

1 Claim, 2 Drawing Sheets



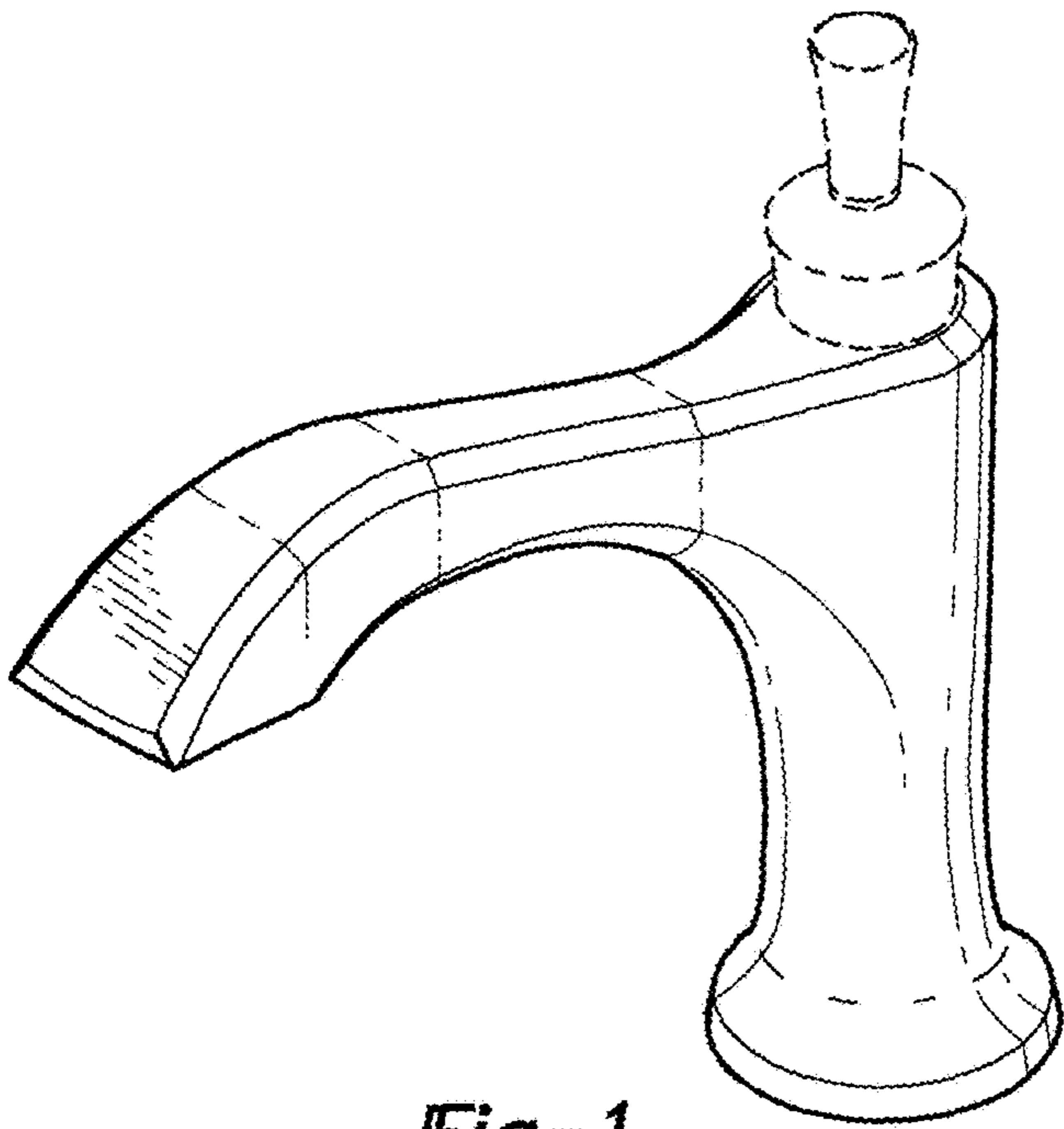


Fig-1

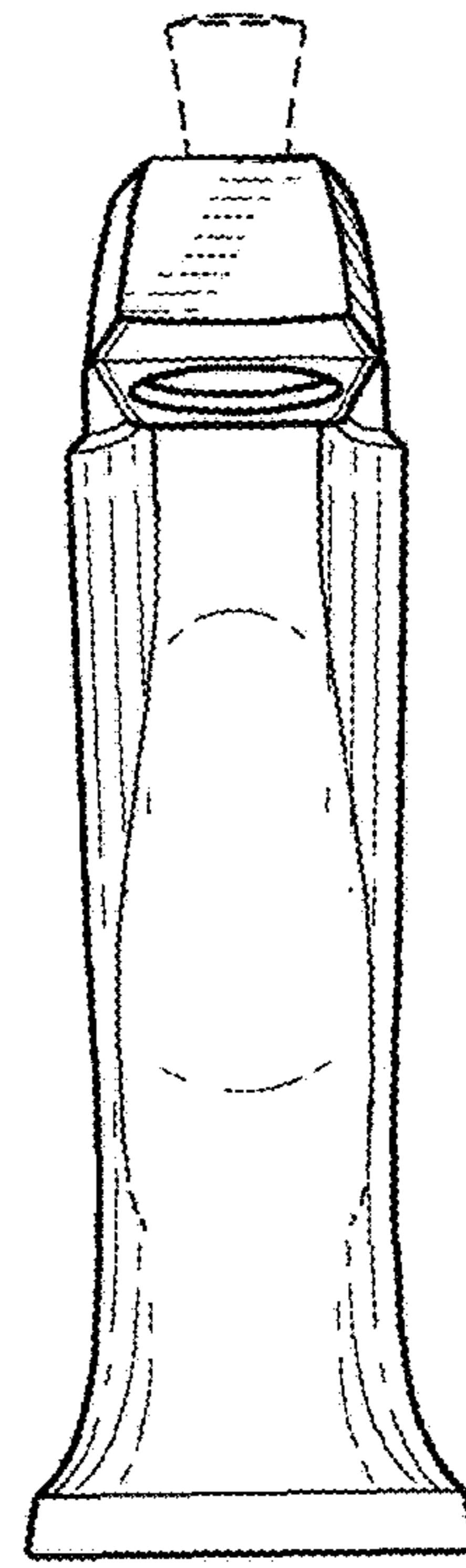


Fig-2

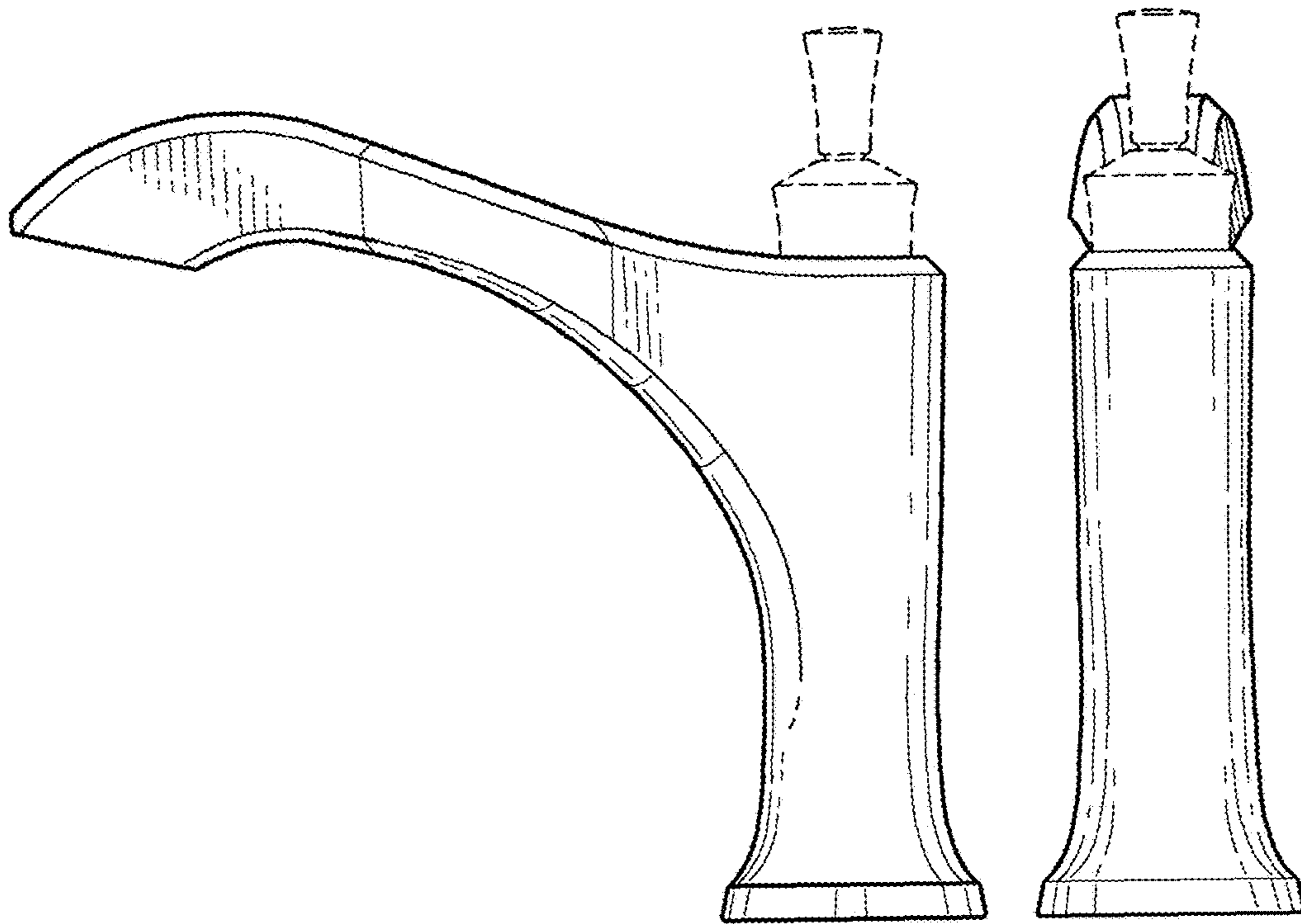


Fig-3

Fig-4

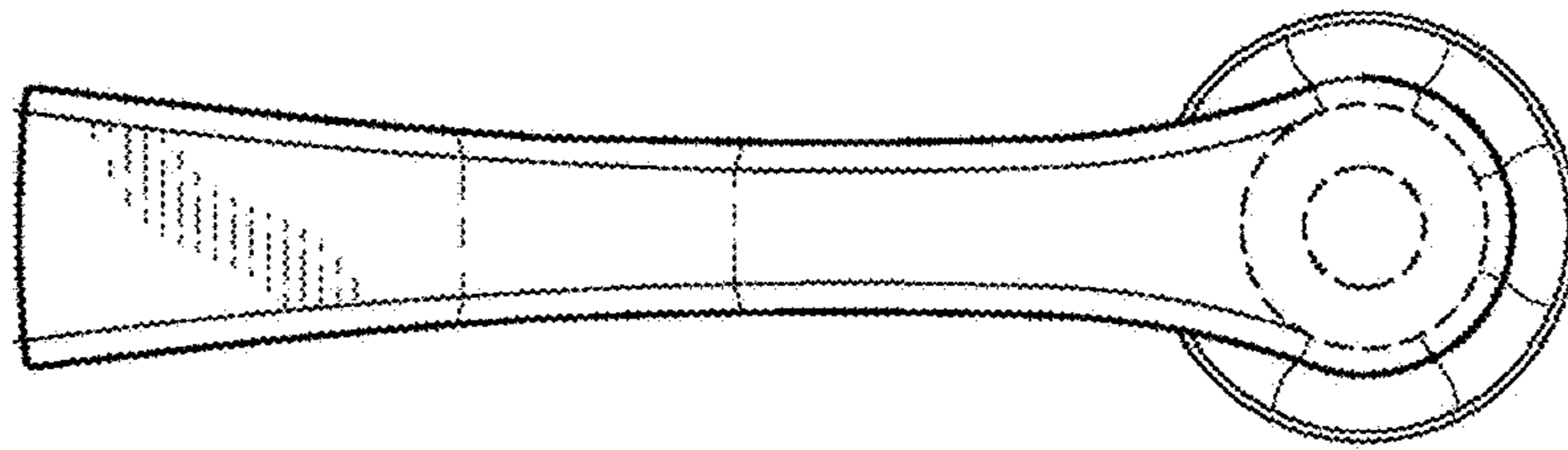


Fig-5

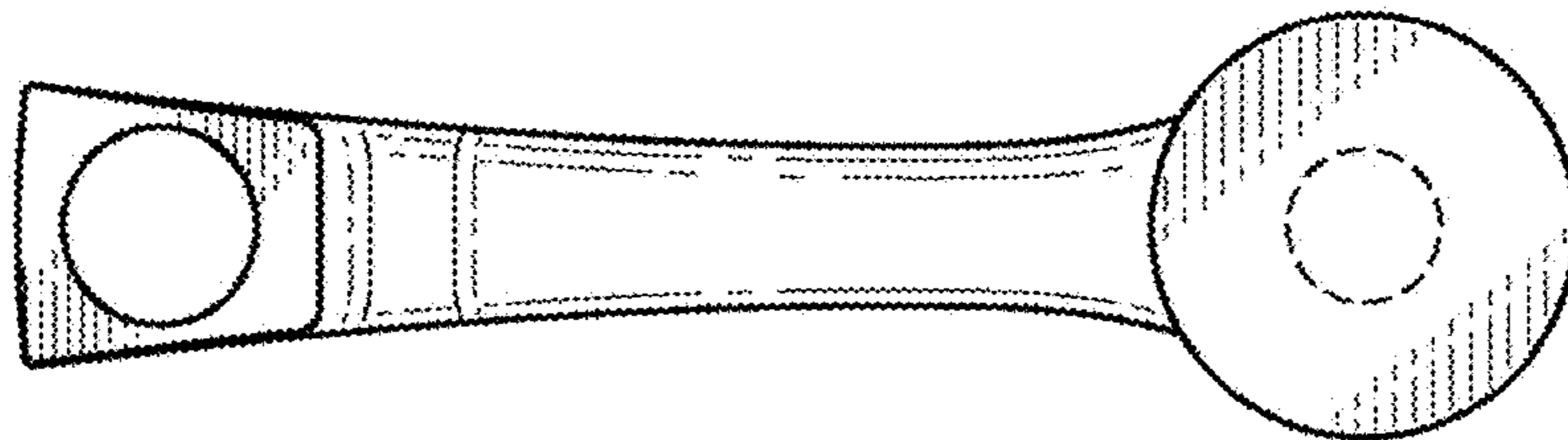


Fig-6