

US00D873922S

(12) **United States Design Patent**
Bottorf et al.

(10) **Patent No.: US D873,922 S**
(45) **Date of Patent: ** Jan. 28, 2020**

- (54) **DECK OF PLAYING CARDS**
- (71) Applicant: **Continuum Innovation LLC**, Boston, MA (US)
- (72) Inventors: **Christopher T. Bottorf**, Dorchester, MA (US); **Christopher Caldwell**, Brighton, MA (US)
- (73) Assignee: **Continuum Innovation LLC**, Boston, MA (US)
- (**) Term: **15 Years**
- (21) Appl. No.: **29/640,161**
- (22) Filed: **Mar. 12, 2018**
- (51) **LOC (12) Cl.** **21-01**
- (52) **U.S. Cl.**
USPC **D21/376**
- (58) **Field of Classification Search**
USPC D21/376-384; D14/489, 490, 491, 492, D14/494, 495
CPC A63F 2001/0408; A63F 2001/0416; A63F 2001/0425; A63F 2001/0433; A63F 2001/0441; A63F 2001/045; A63F 2001/0475; A63F 2001/0483; A63F 2001/0491
See application file for complete search history.

- D458,647 S * 6/2002 Friedman D21/379
- D550,296 S * 9/2007 Hoopman D21/379
- D620,536 S * 7/2010 Berger A63F 1/00
D21/379
- D620,987 S * 8/2010 Berger D21/379
(Continued)

OTHER PUBLICATIONS

Toby Bottorf, "26 Arguments about Innovation; Meet SUITS . . .", Apr. 5, 2018. Published at continuuminnovation.com [retrieved on Dec. 9, 2019]. Retrieved from the internet: <URL: <https://www.continuuminnovation.com/en/how-we-think/blog/26-arguments-about-innovation>> (Year: 2018).*

Primary Examiner — George D. Kirschbaum
Assistant Examiner — Joseph J Kukella
(74) *Attorney, Agent, or Firm* — Morse, Barnes-Brown & Pendleton, P.C.; Stanley F. Chavire, Esq.


(57) **CLAIM**
The ornamental design for a deck of playing cards, as shown and described.

DESCRIPTION

FIG. 1 is a face up view of one suit of the deck of playing cards.
FIG. 2 is a face up view of one suit of the deck of playing cards.
FIG. 3 is a face up view of one suit of the deck of playing cards.
FIG. 4 is a face up view of one suit of the deck of playing cards.
FIG. 5 is a face down view of the deck of playing cards.
FIG. 6 is a top view of the deck of playing cards.
FIG. 7 is a bottom view of the deck of playing cards.
FIG. 8 is a right-side view of the deck of playing cards; and, FIG. 9 is a left-side view of the deck of playing cards.
In the drawings, the broken lines depict environmental subject matter only and form no part of the claimed design.

1 Claim, 9 Drawing Sheets

- (56) **References Cited**
U.S. PATENT DOCUMENTS
D301,592 S * 6/1989 Needler D21/378
D366,503 S * 1/1996 Sines D21/379
D374,690 S * 10/1996 Petrian D21/381
D378,605 S * 3/1997 Yaquinto D21/379
5,613,682 A * 3/1997 Otuzbiryan A63F 1/00
273/292
D431,268 S * 9/2000 McBride D21/379
D441,406 S * 5/2001 Tompkins D21/376



(56)

References Cited

U.S. PATENT DOCUMENTS

D620,988 S * 8/2010 Berger D21/379
D761,916 S * 7/2016 Berger D21/379

* cited by examiner




FIG. 1




FIG. 2




FIG. 3




FIG. 4

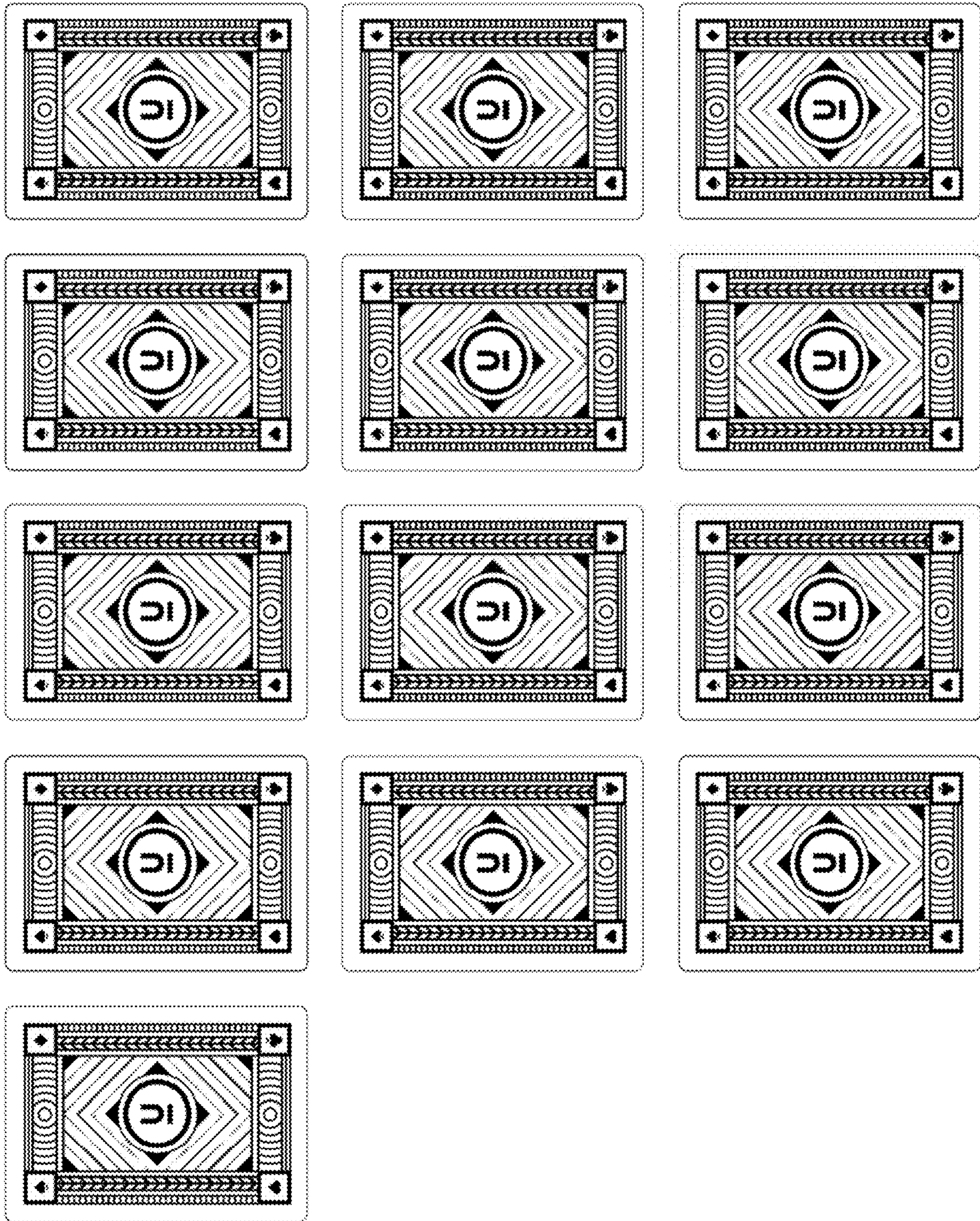


FIG. 5




FIG. 6




FIG. 7




FIG. 8




FIG. 9