



US00D873914S

(12) **United States Design Patent**  
**Lusson**

(10) **Patent No.:** **US D873,914 S**  
(45) **Date of Patent:** **\*\* Jan. 28, 2020**

- (54) **TAPE DISPENSER**
- (71) Applicant: **3M INNOVATIVE PROPERTIES COMPANY**, St. Paul, MN (US)
- (72) Inventor: **Jacob T. Lusson**, Richfield, MN (US)
- (73) Assignee: **3M Innovative Properties Company**, Saint Paul, MN (US)
- (\*\*) Term: **15 Years**
- (21) Appl. No.: **29/657,276**
- (22) Filed: **Jul. 20, 2018**
- (51) **LOC (12) Cl.** ..... **19-02**
- (52) **U.S. Cl.**  
USPC ..... **D19/69**
- (58) **Field of Classification Search**  
USPC ..... D19/65-69; D6/515; D8/395; D9/723,  
D9/724, 727, 730, 734, 504, 529  
CPC ..... B65H 35/00; B65H 35/0026;  
B65H 35/0033; B65H 35/0073; B65H  
35/008; B65H 35/06; B65H 37/005;  
B65H 37/007  
See application file for complete search history.

D507,020 S *	7/2005	Mueller	.....	D19/67
D529,093 S	9/2006	Gullicks		
D533,594 S	12/2006	Gullicks		
D533,905 S	12/2006	Gullicks		
D534,589 S	1/2007	Gullicks		
D568,400 S	5/2008	Packard		
D573,645 S *	7/2008	Sommers	.....	D19/69
D588,646 S *	3/2009	Vulpitta	.....	D19/69
D591,354 S *	4/2009	Vulpitta	.....	D19/69
8,191,597 B2 *	6/2012	Vulpitta	.....	B65H 35/0026 156/574
D664,201 S	7/2012	Packard		
D665,027 S *	8/2012	Packard	.....	D19/69
D681,734 S	5/2013	Hagglund		
D687,102 S *	7/2013	Chandaria	.....	D19/69
8,474,504 B2 *	7/2013	Vulpitta	.....	B65H 35/0033 156/486

(Continued)

*Primary Examiner* — Elizabeth A. Albert  
(74) *Attorney, Agent, or Firm* — 3M Innovative Properties Company; Eric E. Silverman

(57) **CLAIM**

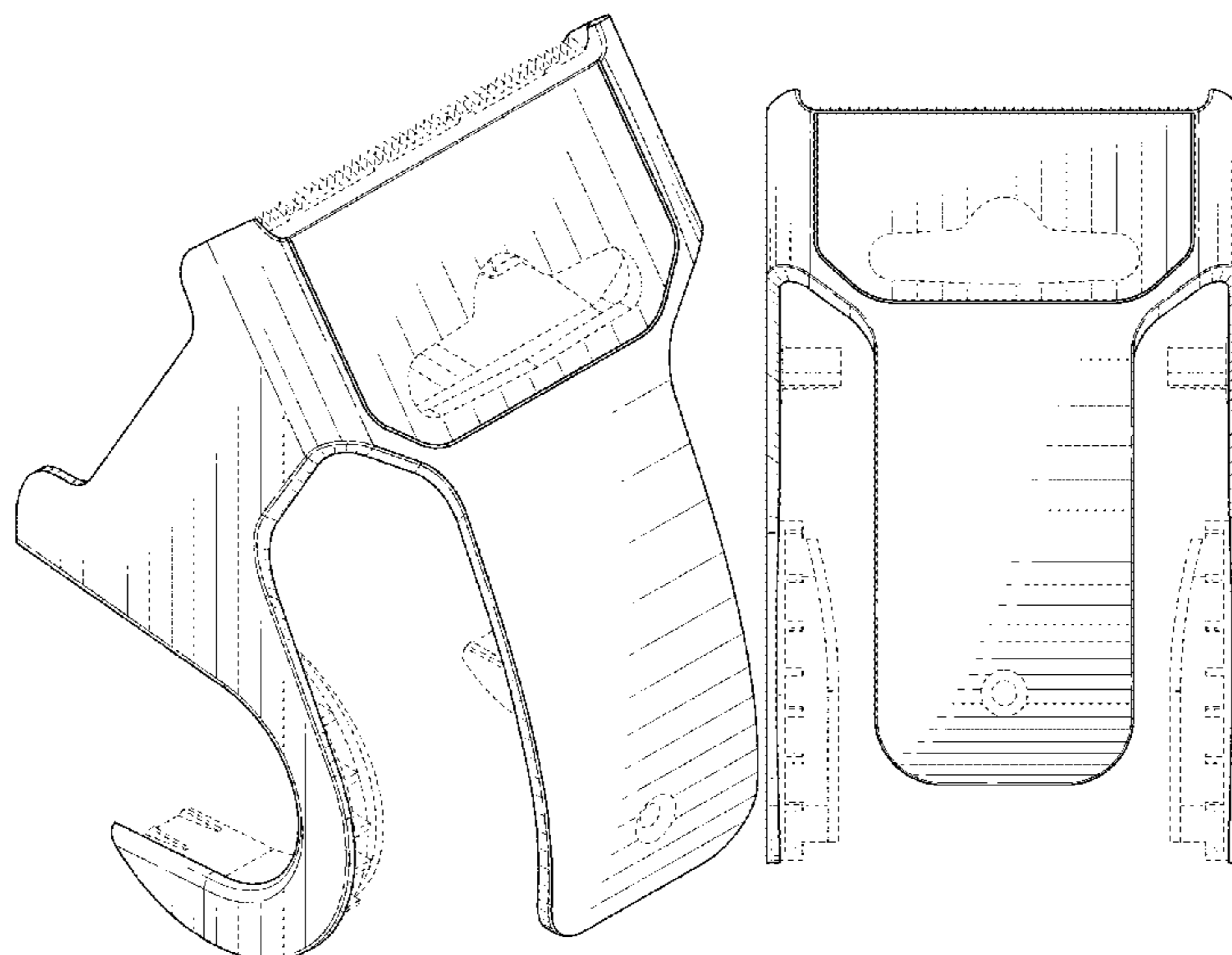
The ornamental design for a tape dispenser, as shown and described.

**DESCRIPTION**

FIG. 1 is a perspective view showing the new design for a tape dispenser;  
FIG. 2 is a top view thereof;  
FIG. 3 is a bottom view thereof;  
FIG. 4 is a right side view thereof;  
FIG. 5 is a left side view thereof;  
FIG. 6 is a front view thereof;  
FIG. 7 is a rear view thereof; and,  
FIG. 8 is a perspective view showing the new design with a tape.  
The portions of the tape dispenser in FIGS. 1-8 shown in broken lines are included to show features that form no part of the claimed design.

**1 Claim, 5 Drawing Sheets**

- (56) **References Cited**  
U.S. PATENT DOCUMENTS
- D259,643 S \* 6/1981 Pearson ..... D19/69
- D362,684 S \* 9/1995 Samuelson ..... D19/67
- 5,468,332 A \* 11/1995 Dretzka ..... B65H 35/0026  
156/527
- 5,672,238 A \* 9/1997 Samuelson ..... B65D 73/0064  
156/579
- 5,820,005 A \* 10/1998 Perkitny ..... B65H 35/0026  
225/65
- D442,227 S 5/2001 Carlson
- D448,413 S 9/2001 Carlson
- 6,669,070 B2 \* 12/2003 Huang ..... B65H 35/0026  
225/56
- D491,985 S \* 6/2004 Mueller ..... D19/67



(56)

**References Cited**

U.S. PATENT DOCUMENTS

8,479,794 B2 \* 7/2013 Vulpitta ..... B65H 35/0026  
156/527  
8,813,806 B2 \* 8/2014 Vulpitta ..... B65H 35/0013  
156/527  
D753,762 S \* 4/2016 Chandaria ..... D19/69  
9,908,735 B2 \* 3/2018 Tiedemann ..... B65H 35/0026  
9,963,317 B2 \* 5/2018 Tiedemann ..... B29C 33/005  
10,106,360 B2 \* 10/2018 Tiedemann ..... B65H 35/0026  
D851,701 S \* 6/2019 Carrion ..... D19/69  
10,336,566 B2 \* 7/2019 Carrion ..... B32B 43/006  
2002/0079346 A1 \* 6/2002 Yu ..... B65H 35/0026  
225/57  
2016/0355365 A1 \* 12/2016 Werner ..... B65H 35/008  
2019/0092597 A1 \* 3/2019 Carrion ..... B65H 35/0033

\* cited by examiner

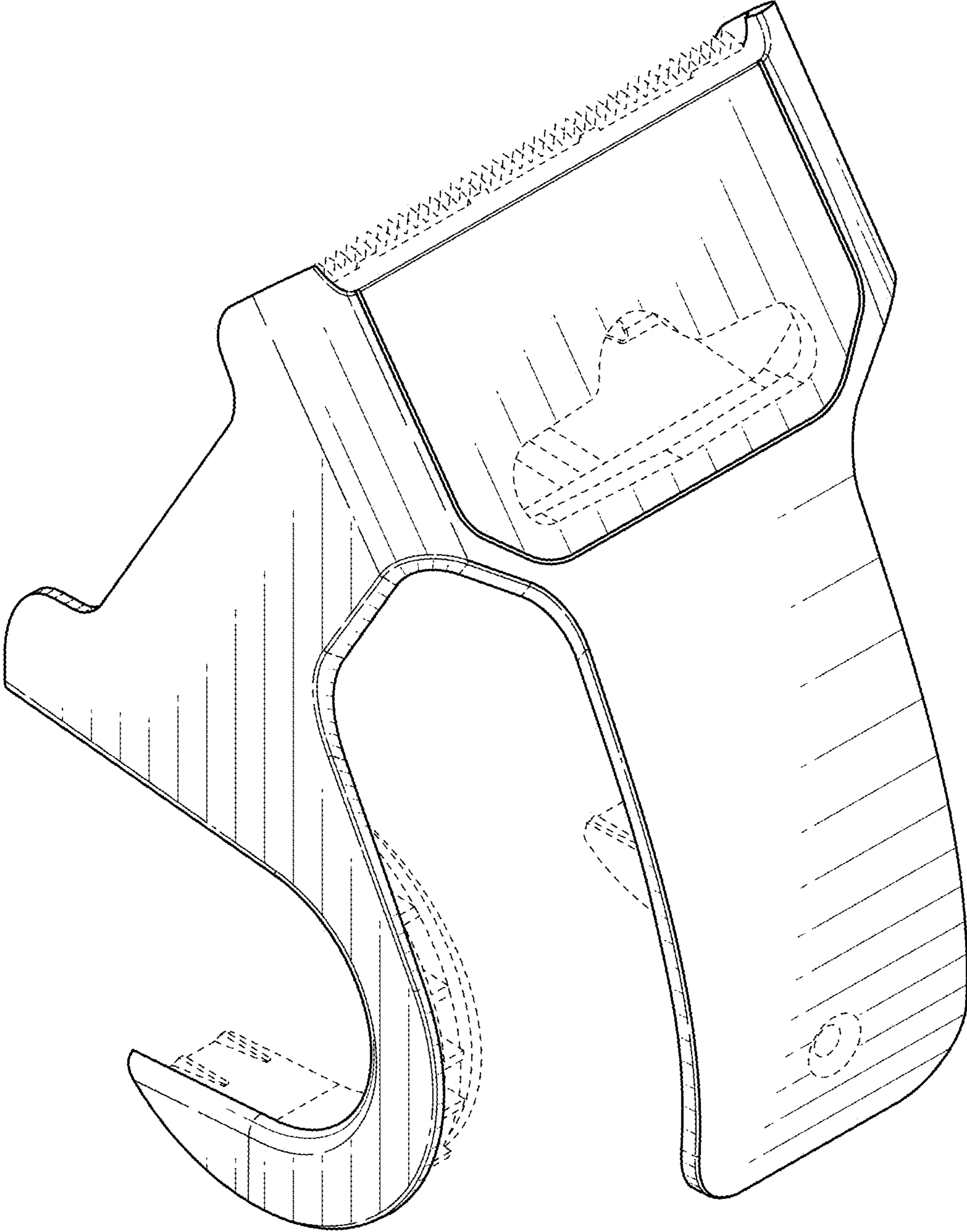


FIG. 1

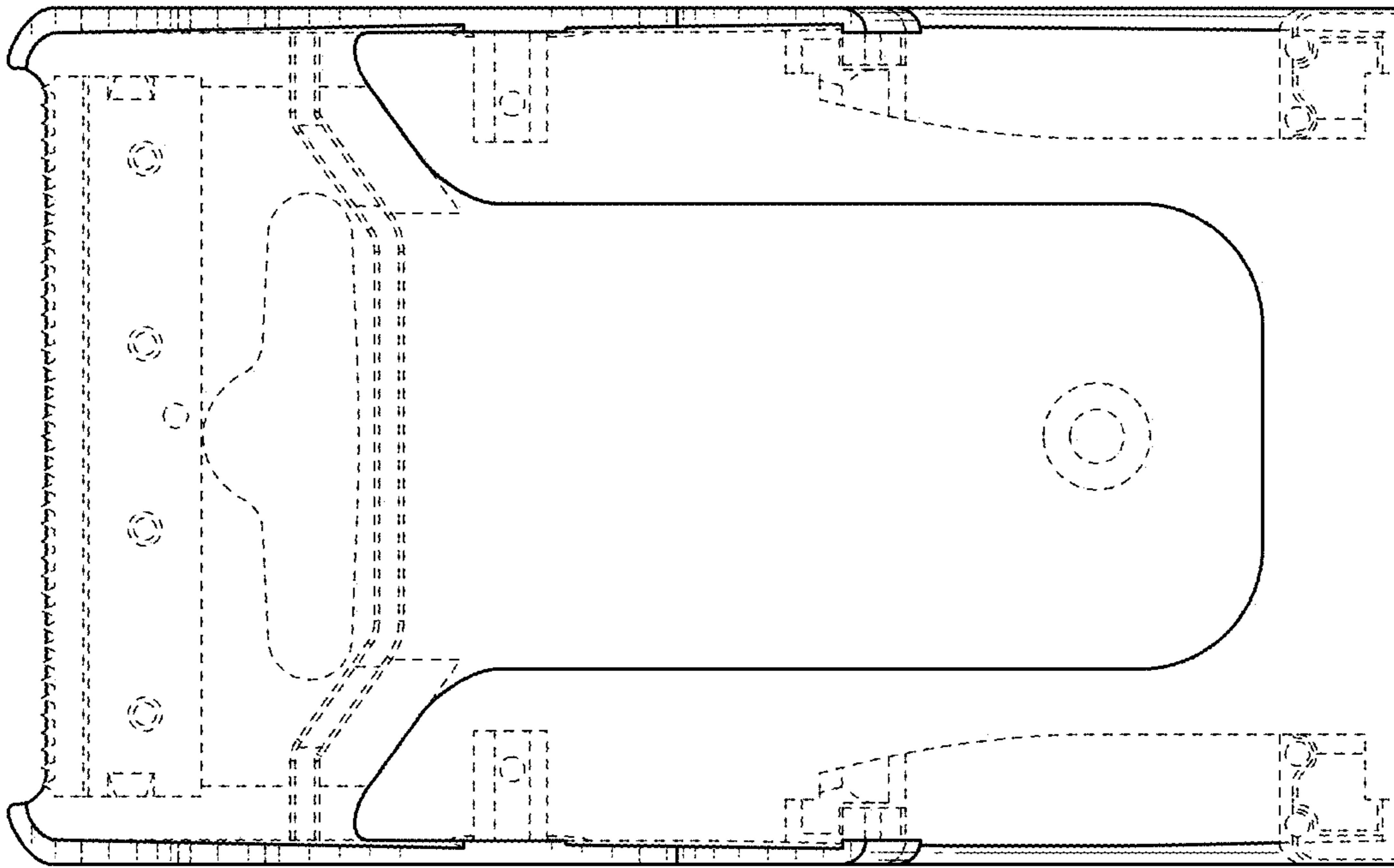


FIG. 3

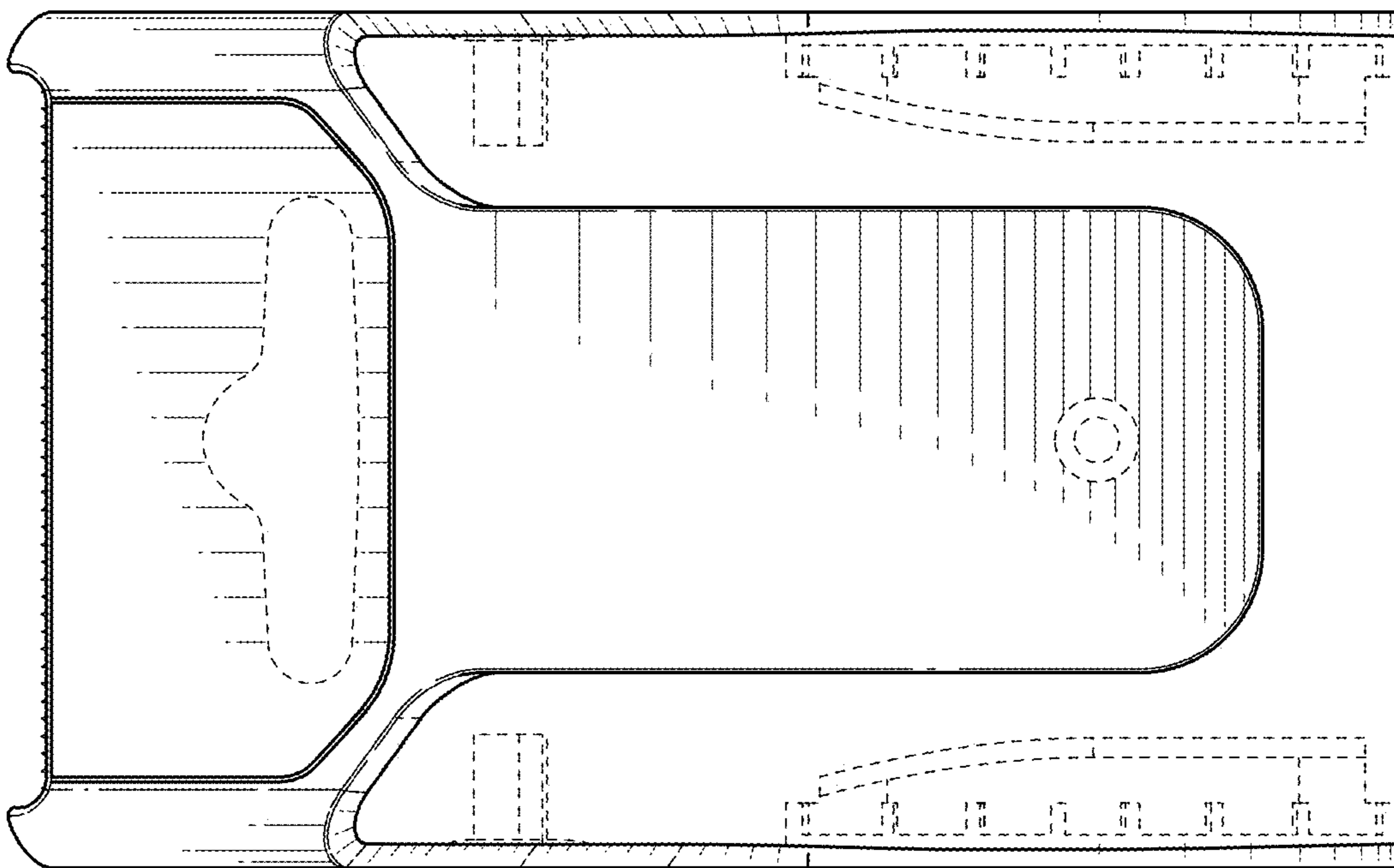


FIG. 2



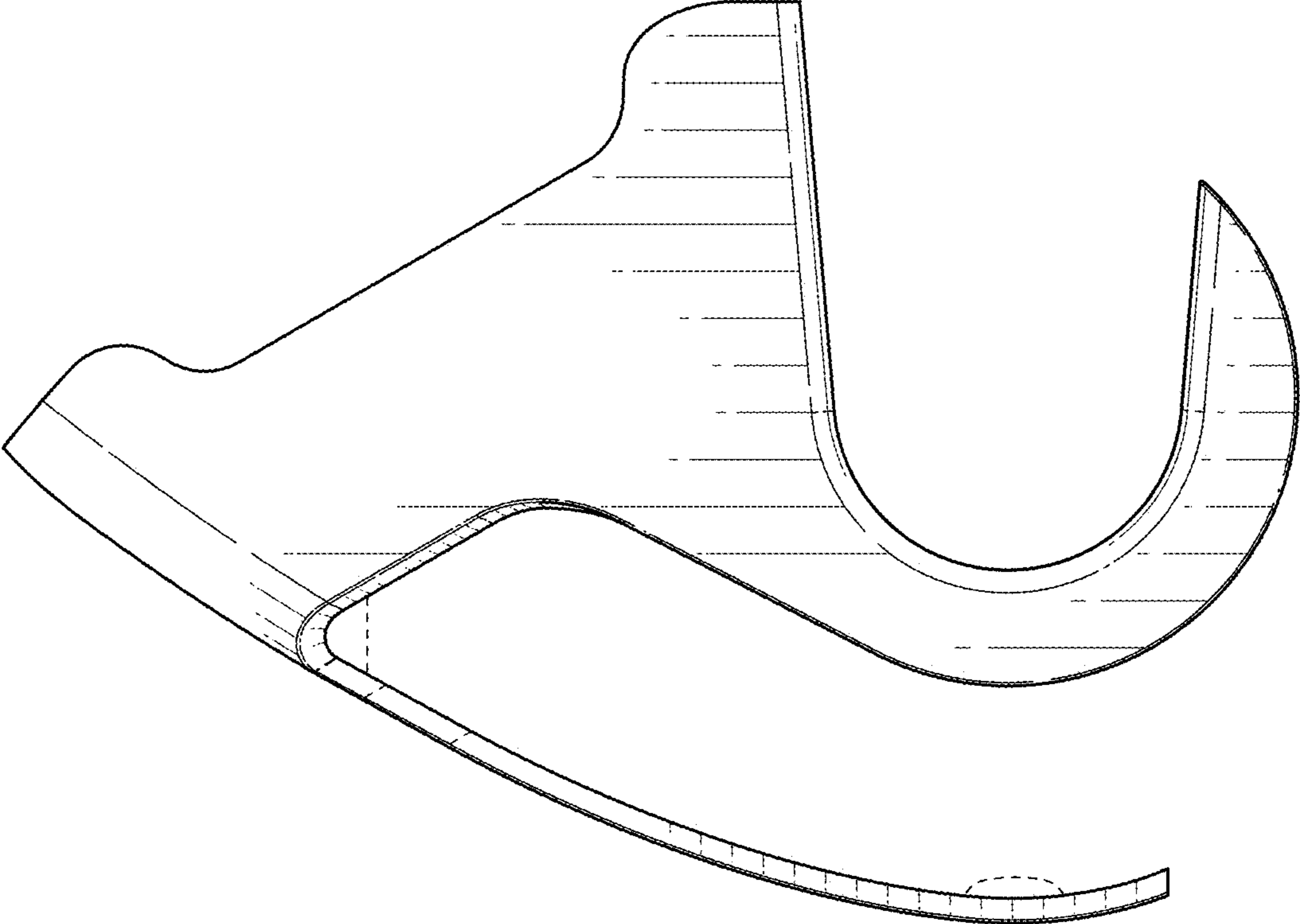


FIG. 5

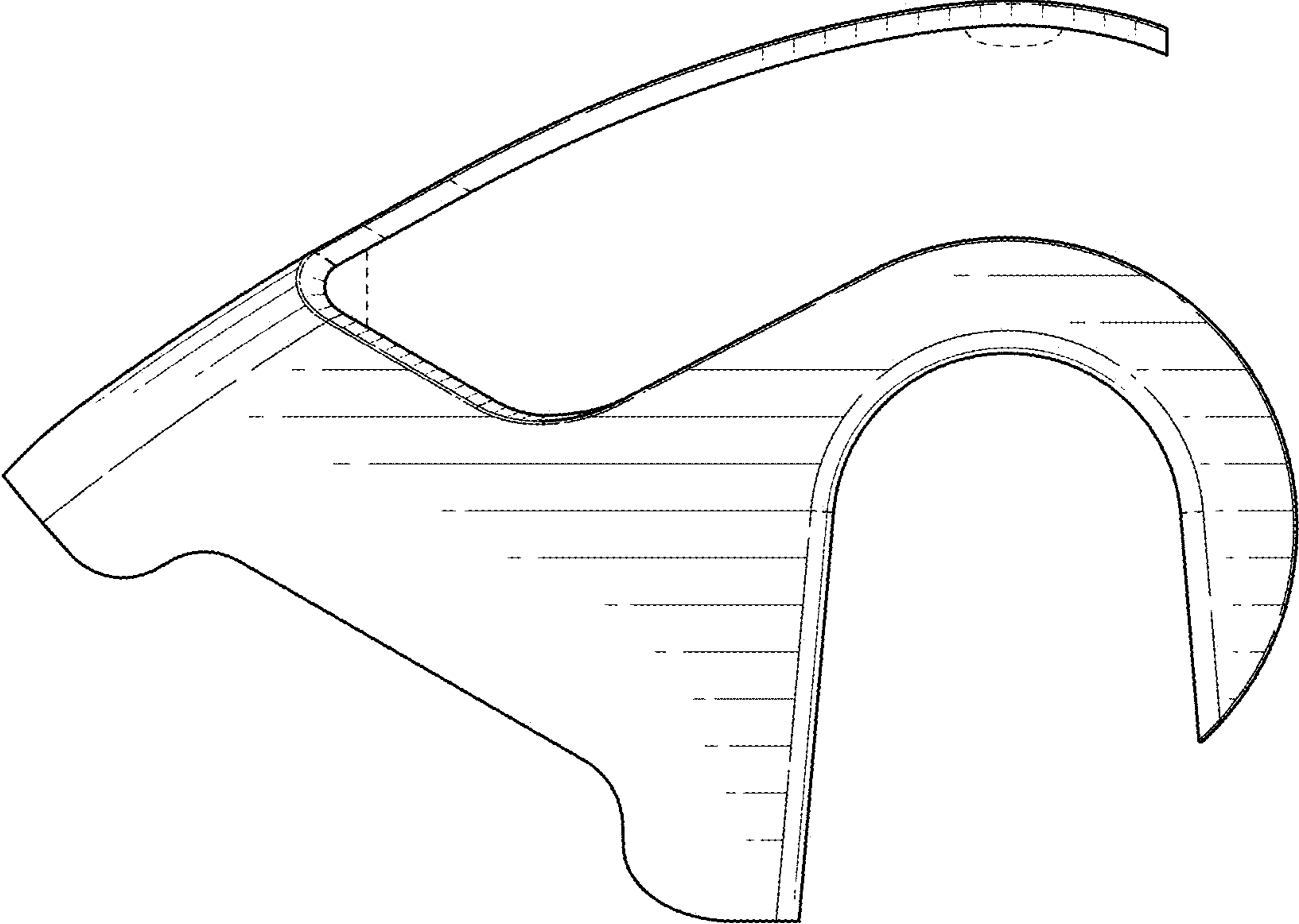


FIG. 4

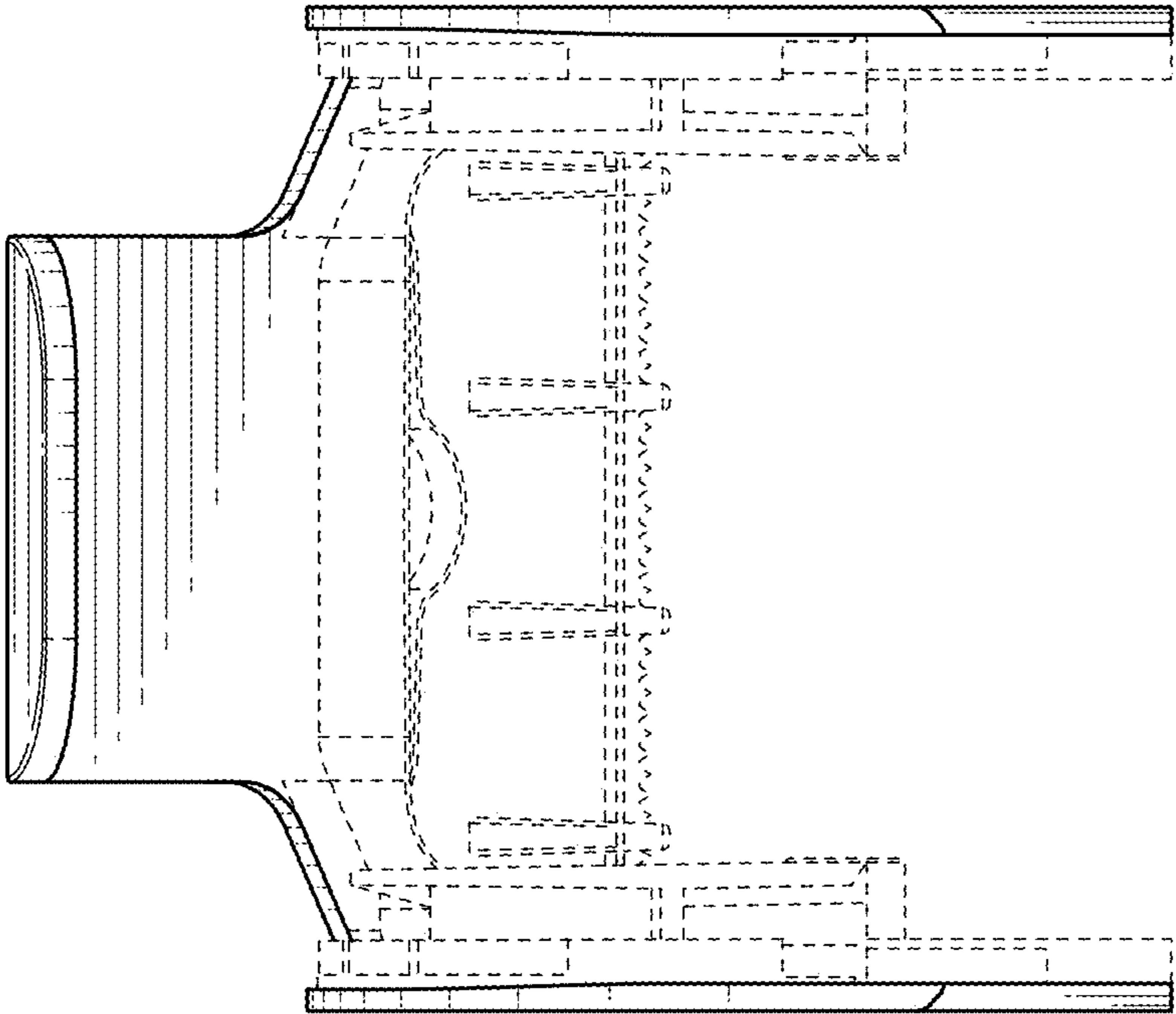


FIG. 6

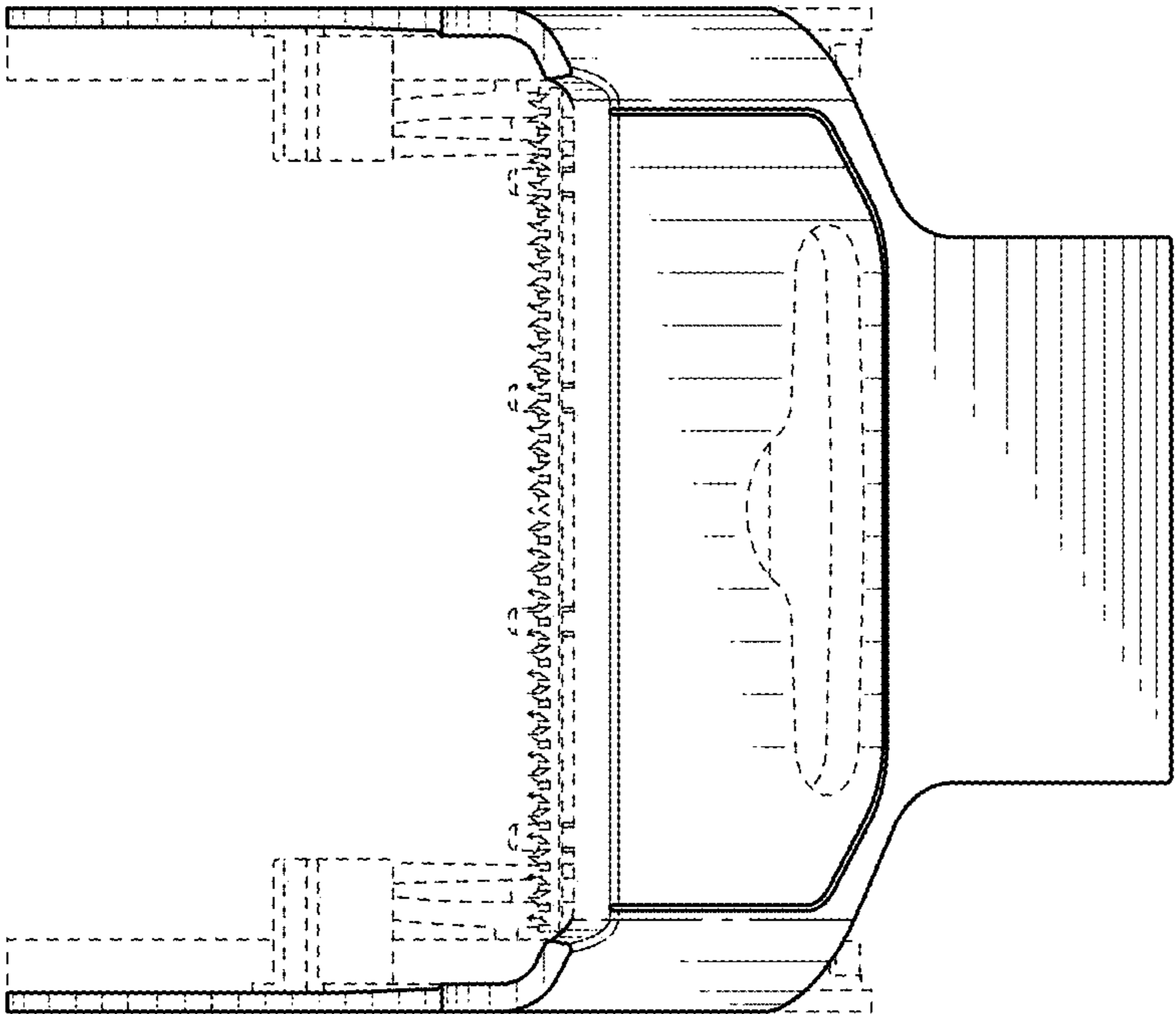


FIG. 7

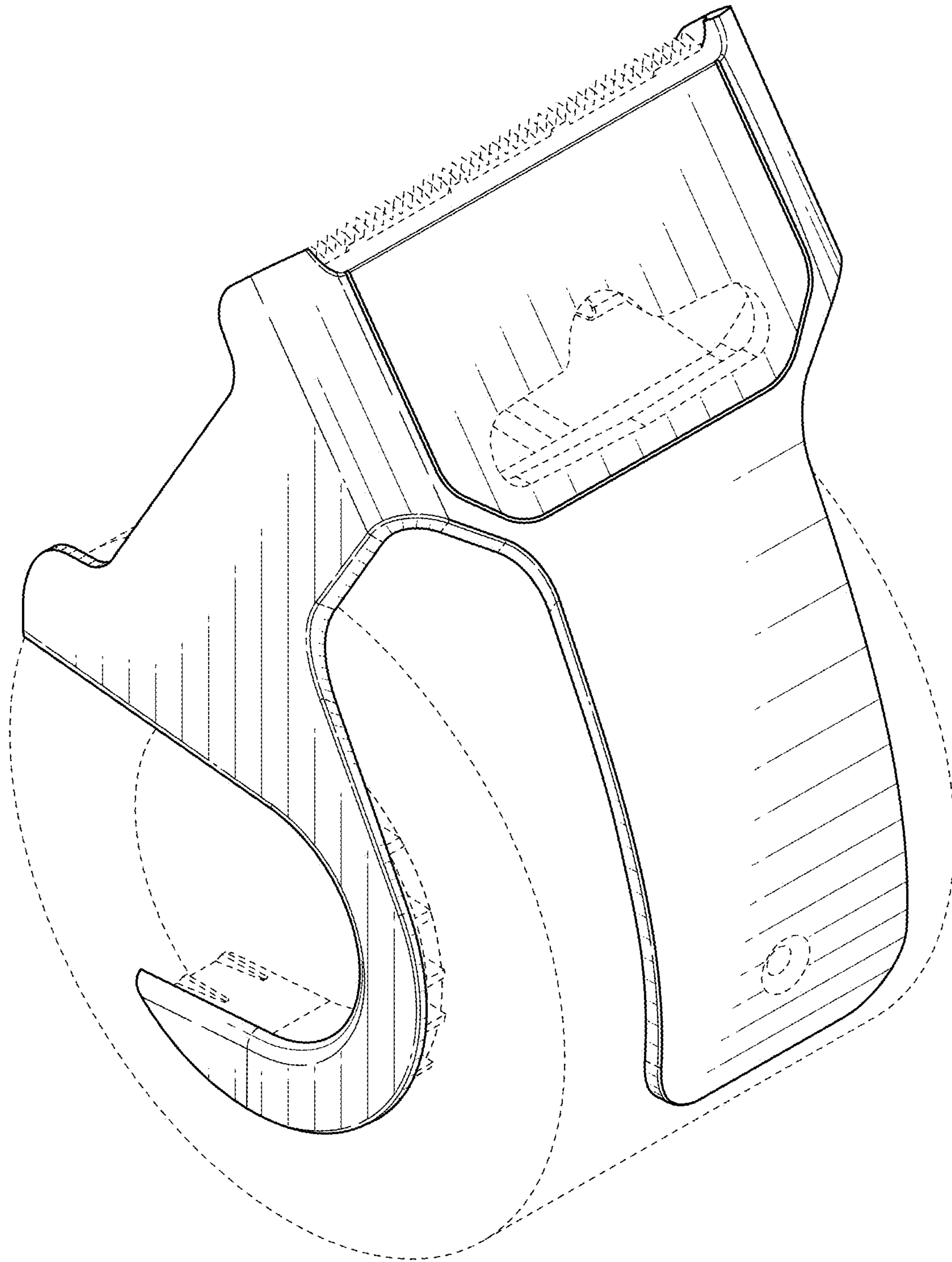


FIG. 8