



US00D873801S

(12) **United States Design Patent** (10) **Patent No.:** **US D873,801 S**
Garcia et al. (45) **Date of Patent:** **** Jan. 28, 2020**

(54) **REMOTE CONTROL**
(71) Applicant: **Bose Corporation**, Framingham, MA (US)
(72) Inventors: **Sabrina Garcia**, Brighton, MA (US); **Seth N. Green**, Newton, MA (US)
(73) Assignee: **Bose Corporation**, Framingham, MA (US)

D631,851 S * 2/2011 Smith D13/168
D639,276 S * 6/2011 Loh D14/218
D639,278 S * 6/2011 Chai D14/218
D643,832 S * 8/2011 Park D14/218
D664,945 S * 8/2012 Morris D14/218

(Continued)

FOREIGN PATENT DOCUMENTS

CN 304549333 * 3/2018
CN 304588761 * 4/2018

(Continued)

(**) Term: **15 Years**

(21) Appl. No.: **29/628,468**

(22) Filed: **Dec. 5, 2017**

(51) **LOC (12) Cl.** **14-03**

(52) **U.S. Cl.**
USPC **D14/218**

(58) **Field of Classification Search**
USPC D14/218, 401; D13/168; D21/333
CPC .. G09G 5/00; G06F 3/033; G06F 1/16; G06F 3/02023; G06F 3/0219; G05B 19/02
See application file for complete search history.

(56) **References Cited**

U.S. PATENT DOCUMENTS

D368,264 S * 3/1996 Laituri D14/218
D496,634 S * 9/2004 Tseng D13/168
D521,985 S * 5/2006 Thibado D14/218
D538,788 S * 3/2007 Reimann D14/218
D549,665 S * 8/2007 Chen D13/168
D551,659 S * 9/2007 Shih D14/218
D552,600 S * 10/2007 Oota D14/218
D567,804 S * 4/2008 Yan D14/218
D568,298 S * 5/2008 Lundgren D14/218
D583,363 S * 12/2008 Song D13/168
D604,723 S * 11/2009 Bodley D14/225
D614,605 S * 4/2010 Teh D14/218
D614,607 S * 4/2010 Kamegi D14/218
D615,531 S * 5/2010 Shibukawa D14/218
D621,371 S * 8/2010 Sheppard D13/168
D625,276 S * 10/2010 Won D13/168

OTHER PUBLICATIONS

Toto SW3054#01 S550e Washlet Electronic Bidet Toilet Seat, Amazon reviews 2018, https://www.amazon.com/TOTO-SW3054-01-Electronic-Elongated/dp/B078HHDV6Q/ref=cm_cr_ar_p_d_product_top?ie=UTF8, site visited Mar. 11, 2019.*

(Continued)

Primary Examiner — Eric L Goodman
Assistant Examiner — John R Yeh

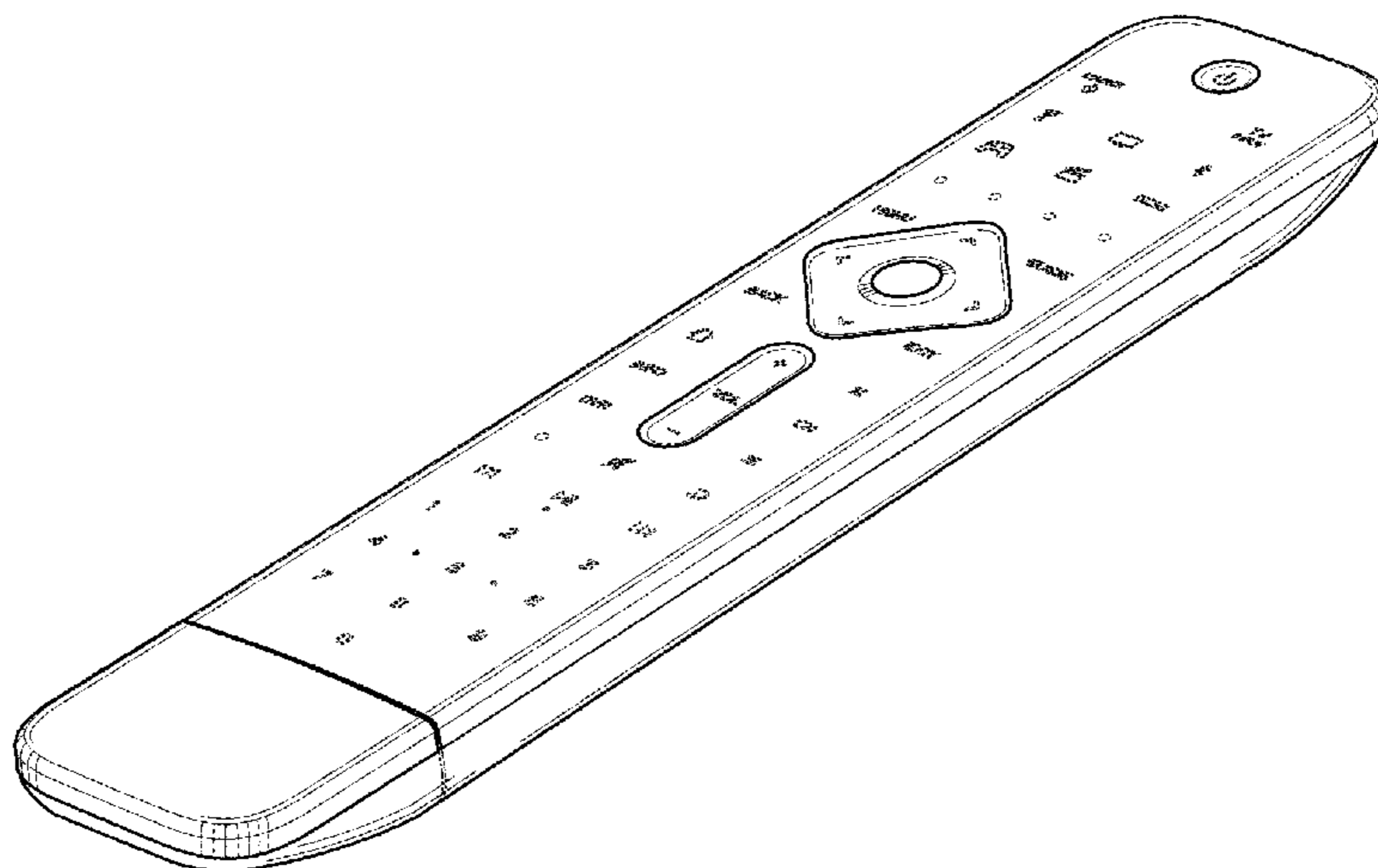
(57) **CLAIM**

The ornamental design for a remote control, as shown and described.

DESCRIPTION

FIG. 1 is a perspective view from the bottom, front, and right side showing our design for a remote control;
FIG. 2 is a top view thereof;
FIG. 3 is a bottom view thereof;
FIG. 4 is a front view thereof;
FIG. 5 is a rear view thereof;
FIG. 6 is a right side view thereof; and,
FIG. 7 is a left side view thereof.
The broken lines in the figures represent portions of the remote control that form no part of the claimed design.

1 Claim, 3 Drawing Sheets



(56)

References Cited

U.S. PATENT DOCUMENTS

D666,561 S * 9/2012 Sun D13/168
 D670,659 S * 11/2012 Ishikawa D13/168
 D671,920 S * 12/2012 Won D14/218
 D692,417 S * 10/2013 Tu D14/218
 D697,055 S 1/2014 McManigal
 D704,166 S * 5/2014 Sung D14/218
 D713,820 S * 9/2014 O'Neil D14/218
 D714,761 S * 10/2014 O'Neil D14/218
 D716,270 S * 10/2014 Wang D14/218
 D722,306 S * 2/2015 Jang D14/218
 D725,633 S * 3/2015 Sung D14/218
 D735,195 S * 7/2015 Yakel D14/218
 D738,355 S * 9/2015 Smith D14/218
 D743,943 S * 11/2015 Kim D14/218
 D752,555 S * 3/2016 Langhammer D14/218
 D755,758 S * 5/2016 Maier D14/218
 D764,443 S * 8/2016 Cai D14/218
 D765,622 S * 9/2016 Chong D14/218
 D788,743 S * 6/2017 Cha D14/218
 D790,513 S 6/2017 Brown et al.
 D808,364 S * 1/2018 Lo D14/218
 D811,372 S * 2/2018 Moresco D14/218

D818,445 S * 5/2018 Altonen D13/168
 D824,883 S * 8/2018 Williamson D14/218
 D827,615 S * 9/2018 Akana D14/218
 D847,792 S * 5/2019 Wendling D14/218

FOREIGN PATENT DOCUMENTS

IN 268155-0001 * 12/2014
 IN 291184-0001 * 8/2016
 JP 201425095 A 10/2011
 TW 127497 2/2009

OTHER PUBLICATIONS

Bose Soundbar Universal Remote Control, ABT website reviews 2019. <https://www.abt.com/product/127176/Bose-Soundbar-Universal-Remote-Control-8099450010.html>, site visited Mar. 13, 2019.*
 Bose Universal Soundbar Remote, upload date Sep. 21, 2018, https://www.youtube.com/watch?v=_3u0C8A8Vx4, site visited Sep. 19, 2019.*
 Taiwanese Search Report dated Dec. 12, 2018 for ROC (Taiwan) Design Patent Application No. 107303145.

* cited by examiner

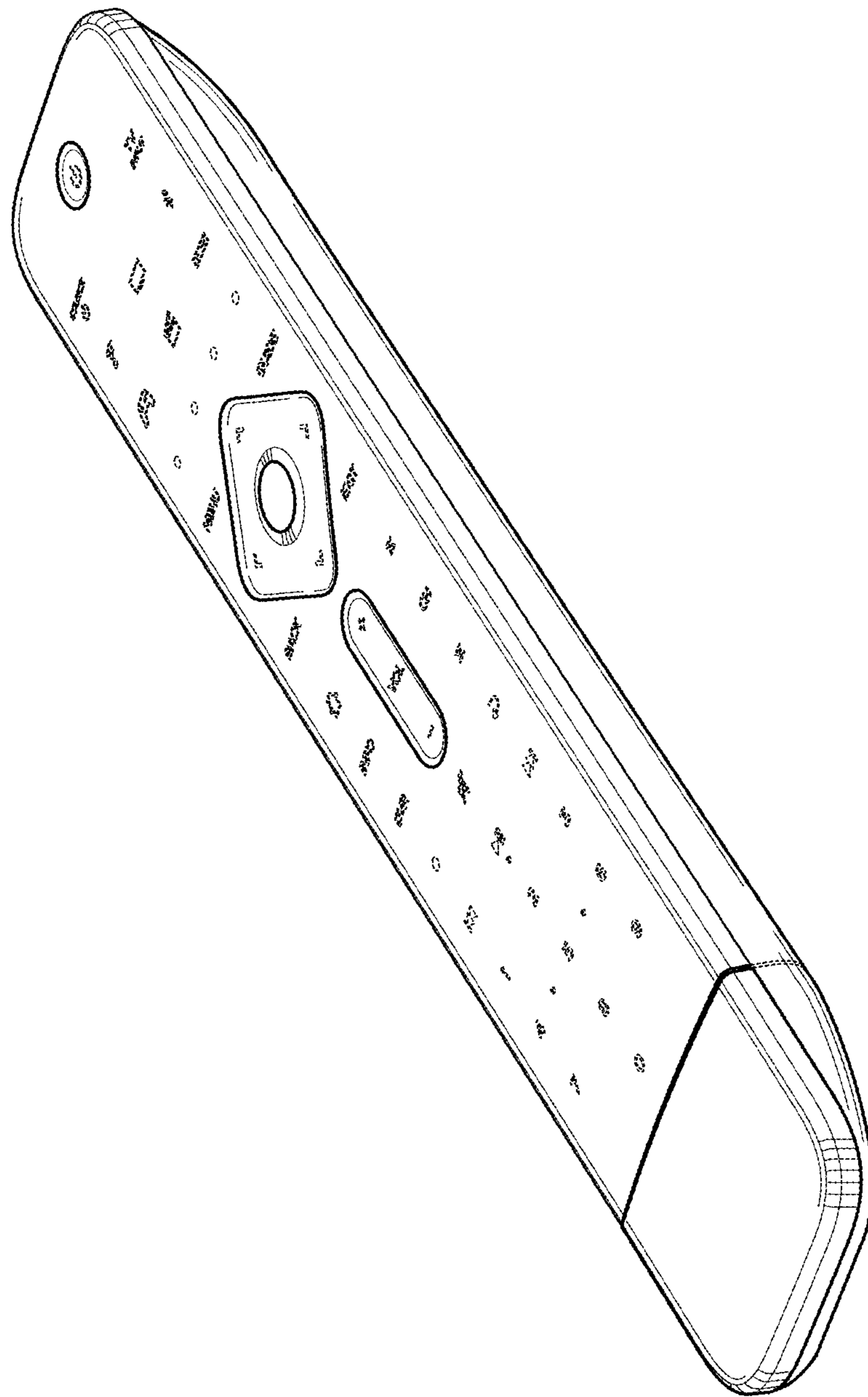


FIG. 1

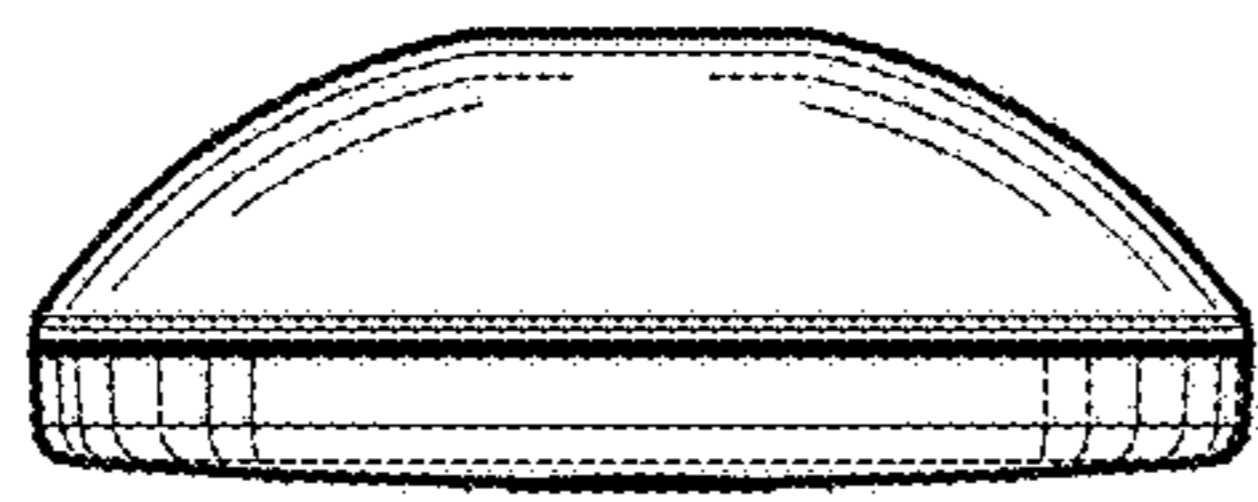


FIG. 2

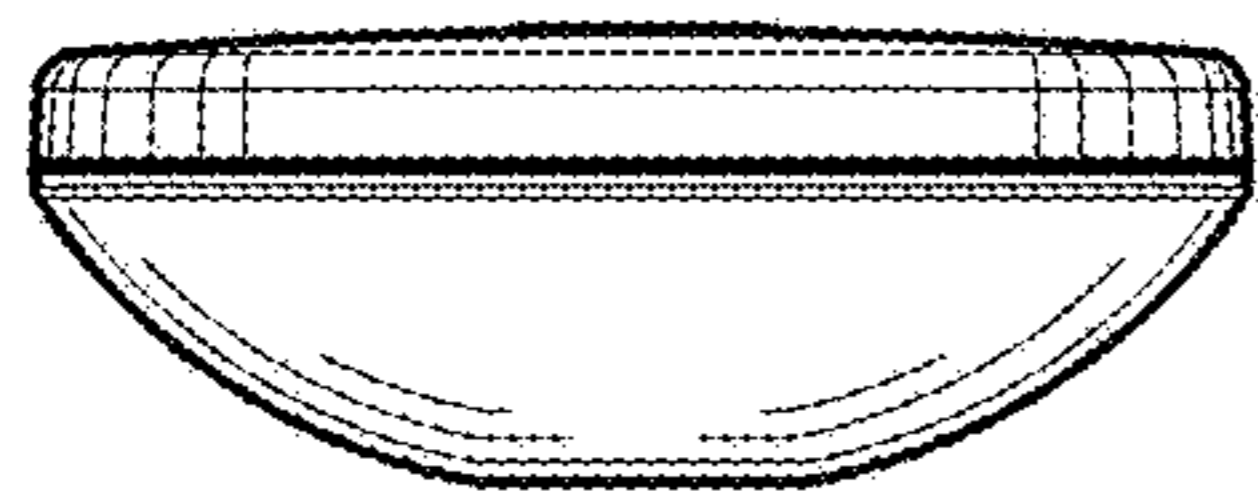


FIG. 3

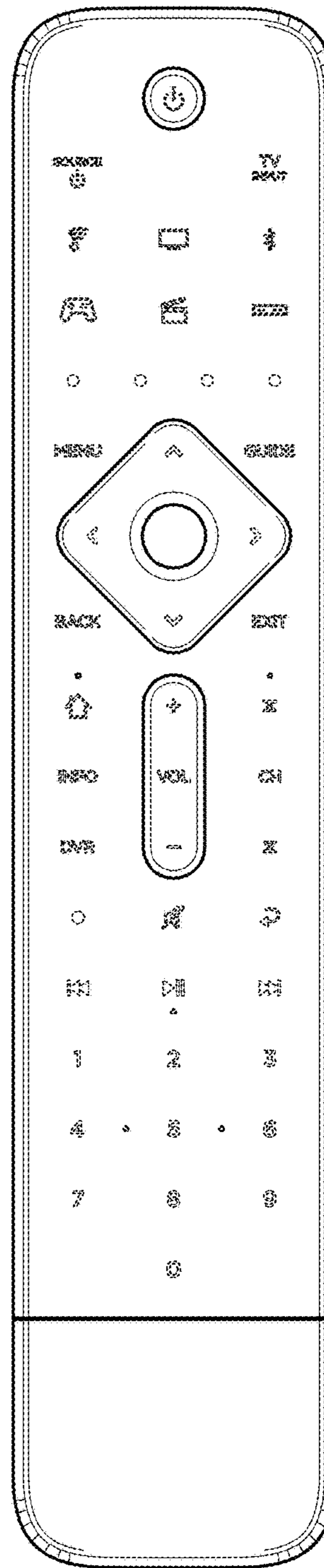


FIG. 4




FIG. 5




FIG. 6




FIG. 7