



US00D873789S

(12) **United States Design Patent**
Hu

(10) **Patent No.:** **US D873,789 S**
(45) **Date of Patent:** **** Jan. 28, 2020**

(54) **EARPHONES**

(71) Applicant: **Shenzhen Qenla Electronic Technology Co., Ltd, Shenzhen (CN)**

(72) Inventor: **Lihua Hu, Shimen County (CN)**

(**) Term: **15 Years**

(21) Appl. No.: **29/610,027**

(22) Filed: **Jul. 7, 2017**

(51) **LOC (12) Cl.** **14-01**

(52) **U.S. Cl.**

USPC **D14/205; D14/223**

(58) **Field of Classification Search**

USPC D14/204, 205, 206, 223, 224, 225, 249,
D14/372, 433, 138 R, 188, 192, 172,
D14/203.1, 191, 496; D29/112; D28/41;
D2/875; D24/174, 173, 106; D8/330,
D8/341; D13/118, 108, 119

CPC H04R 25/02; H04R 25/00; H04R 1/10;
H04R 1/1016; H04R 1/105; H04R
1/1083; H04R 1/02; H04R 1/1041; H04R
1/28; H04R 5/033; H04R 2420/07; H04R
2430/00; H04R 2430/01

See application file for complete search history.

(56) **References Cited**

U.S. PATENT DOCUMENTS

D574,814 S	*	8/2008	Hammond	D14/205
D582,388 S	*	12/2008	Nielsen	D14/205
D595,697 S	*	7/2009	Mao	D14/205
D601,125 S	*	9/2009	Komiyama	D14/205
D624,529 S	*	9/2010	Huang	D14/206
D698,023 S	*	1/2014	Iseberg	D24/174
D712,382 S	*	9/2014	Brunner	D14/223
D713,385 S	*	9/2014	Burgett	D14/223
D739,377 S	*	9/2015	Yeom	D14/205
D743,946 S	*	11/2015	Brunner	D14/223
D745,862 S	*	12/2015	Otani	D14/223

D753,626 S	*	4/2016	Tran	D14/205
D773,438 S	*	12/2016	Walker	D14/223
D775,610 S	*	1/2017	Nakajima	D14/223
D782,996 S	*	4/2017	Zhu	D14/205
D796,490 S	*	9/2017	Lian	D14/217
D799,452 S	*	10/2017	Lee	D14/223
D800,692 S	*	10/2017	Tan	D14/206

(Continued)

FOREIGN PATENT DOCUMENTS

CN	303701374	*	6/2016
CN	303718877	*	6/2016

(Continued)

Primary Examiner — T Chase Nelson

Assistant Examiner — Mary Claire Ramirez

(74) *Attorney, Agent, or Firm* — Andrew C. Cheng

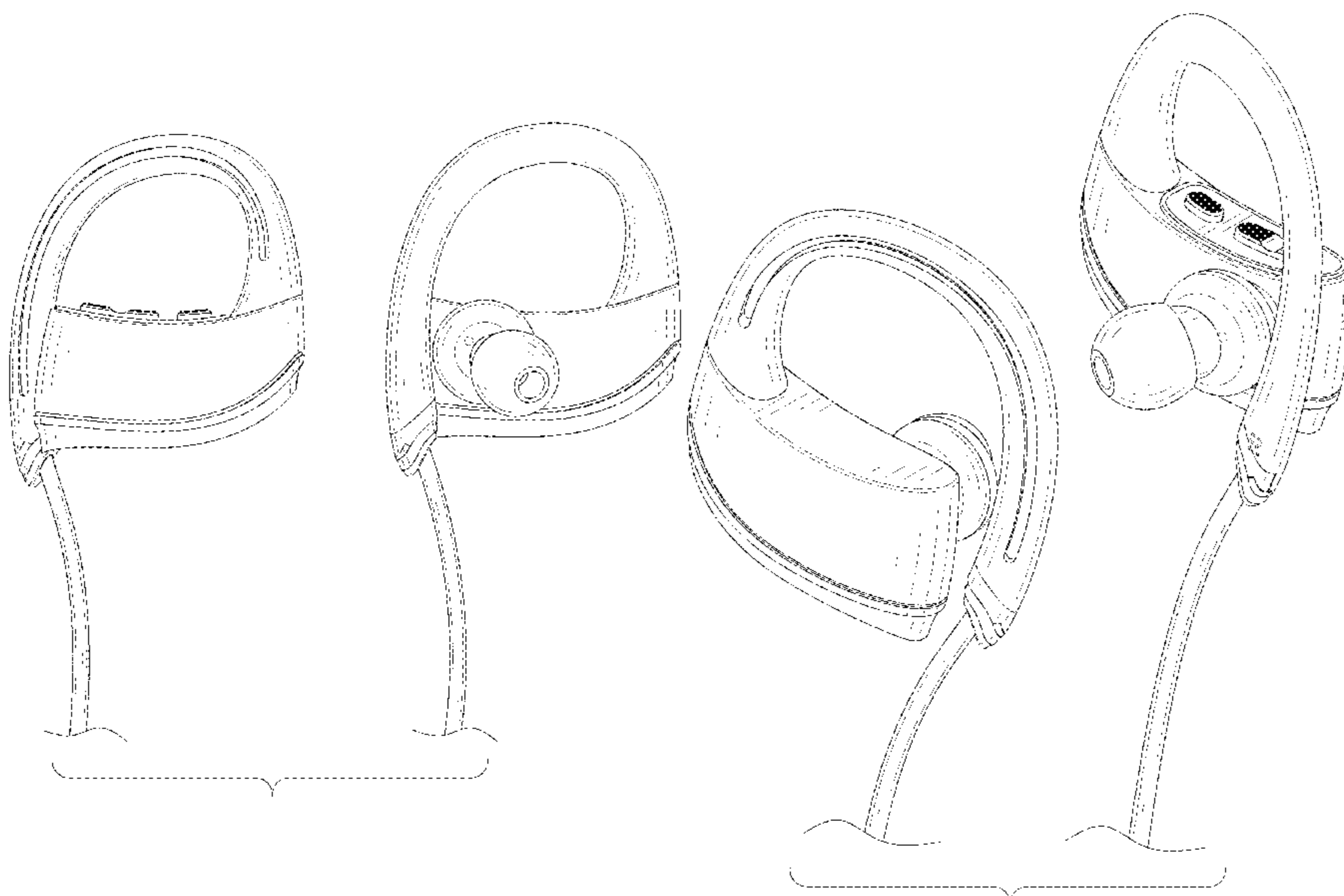
(57) **CLAIM**

The ornamental design for earphones, as shown and describe.

DESCRIPTION

FIG. 1 is a front elevational view of the right earphone of a pair of earphones and a rear elevational view of the left earphone of the pair of earphones showing the new design; FIG. 2 is a front elevational view of the right earphone; FIG. 3 is a front elevational view of the left earphone; FIG. 4 is a right side elevational view of the left earphone and a left side elevational view of the right earphone; FIG. 5 is a right side elevational view of the right earphone and a left side elevational view of the left earphone; FIG. 6 is a top plan view of the pair of earphones; FIG. 7 is a bottom plan view thereof; FIG. 8 is a front perspective view thereof; and, FIG. 9 is another perspective view thereof. The broken lines in the drawings depict portions of the earphones that form no part of the claimed design.

1 Claim, 9 Drawing Sheets



(56)

References Cited

U.S. PATENT DOCUMENTS

D801,952	S	*	11/2017	Lian	D14/223
D803,816	S	*	11/2017	Bolster	D14/223
D806,684	S	*	1/2018	Tsai	D14/223
D810,053	S	*	2/2018	Otani	D14/223
D816,060	S	*	4/2018	Wei	D14/205
D817,305	S	*	5/2018	Hsieh	D14/206
D821,364	S	*	6/2018	Brunner	D14/223
D843,344	S	*	3/2019	Zhu	D14/205
D844,588	S	*	4/2019	Brunner	D14/223
D860,164	S	*	9/2019	Lin	D14/205
D863,265	S	*	10/2019	Hu	D14/223
D864,153	S	*	10/2019	Hu	D14/205
2007/0104345	A1	*	5/2007	Yang	H04R 1/1066 381/381
2014/0072137	A1	*	3/2014	Nelson	H04R 1/1041 381/74
2015/0237433	A1	*	8/2015	Tran	H04R 1/10 381/375
2015/0330478	A1	*	11/2015	Grewal	H04R 1/1033 381/384

FOREIGN PATENT DOCUMENTS

CN	303841130	*	9/2016
CN	303931651	*	11/2016
CN	304151042	*	5/2017
CN	304211522	*	7/2017
CN	304220468	*	7/2017
CN	304349251	*	11/2017
EM	003068626-0001	*	4/2016

* cited by examiner

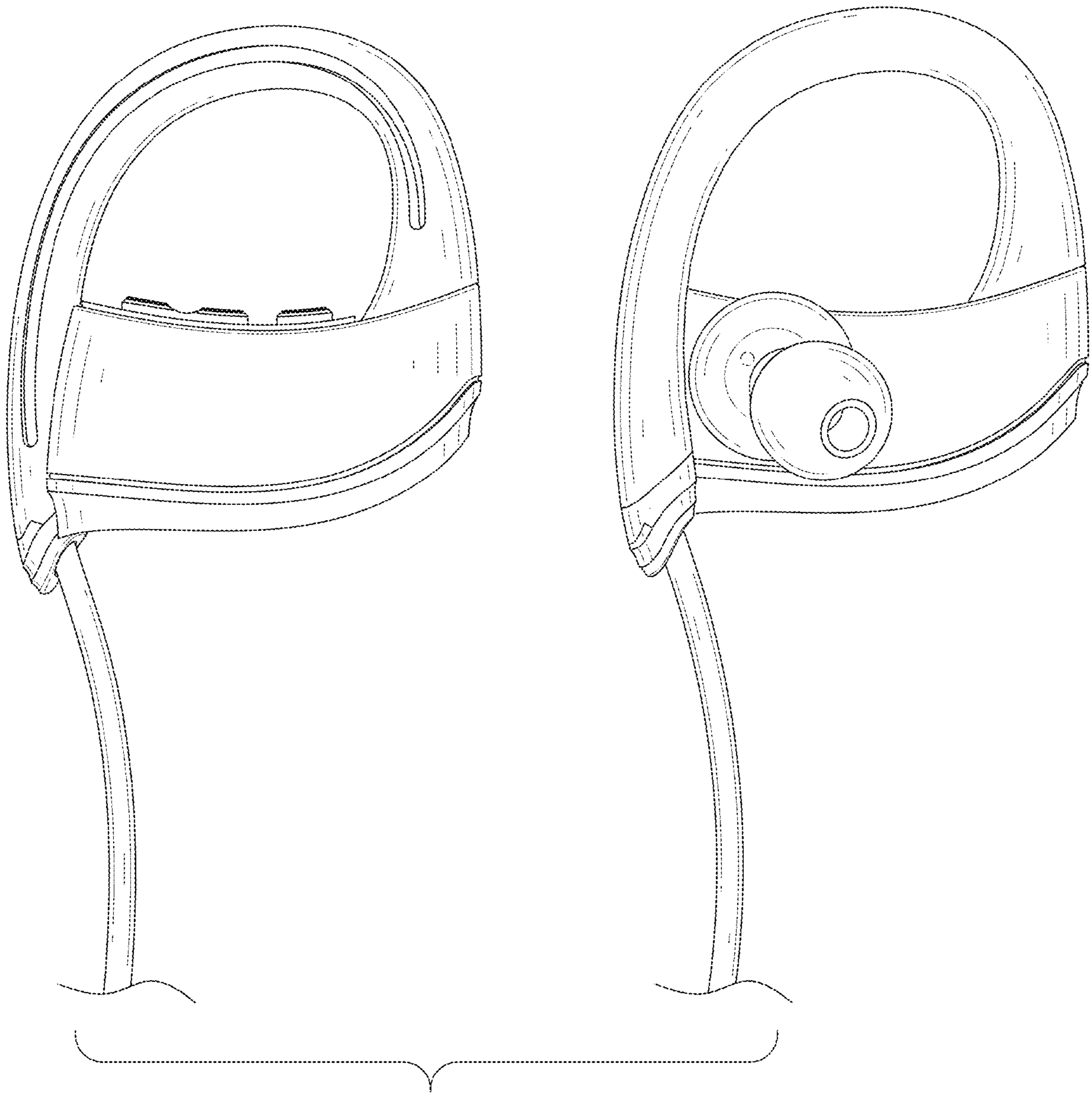


FIG. 1

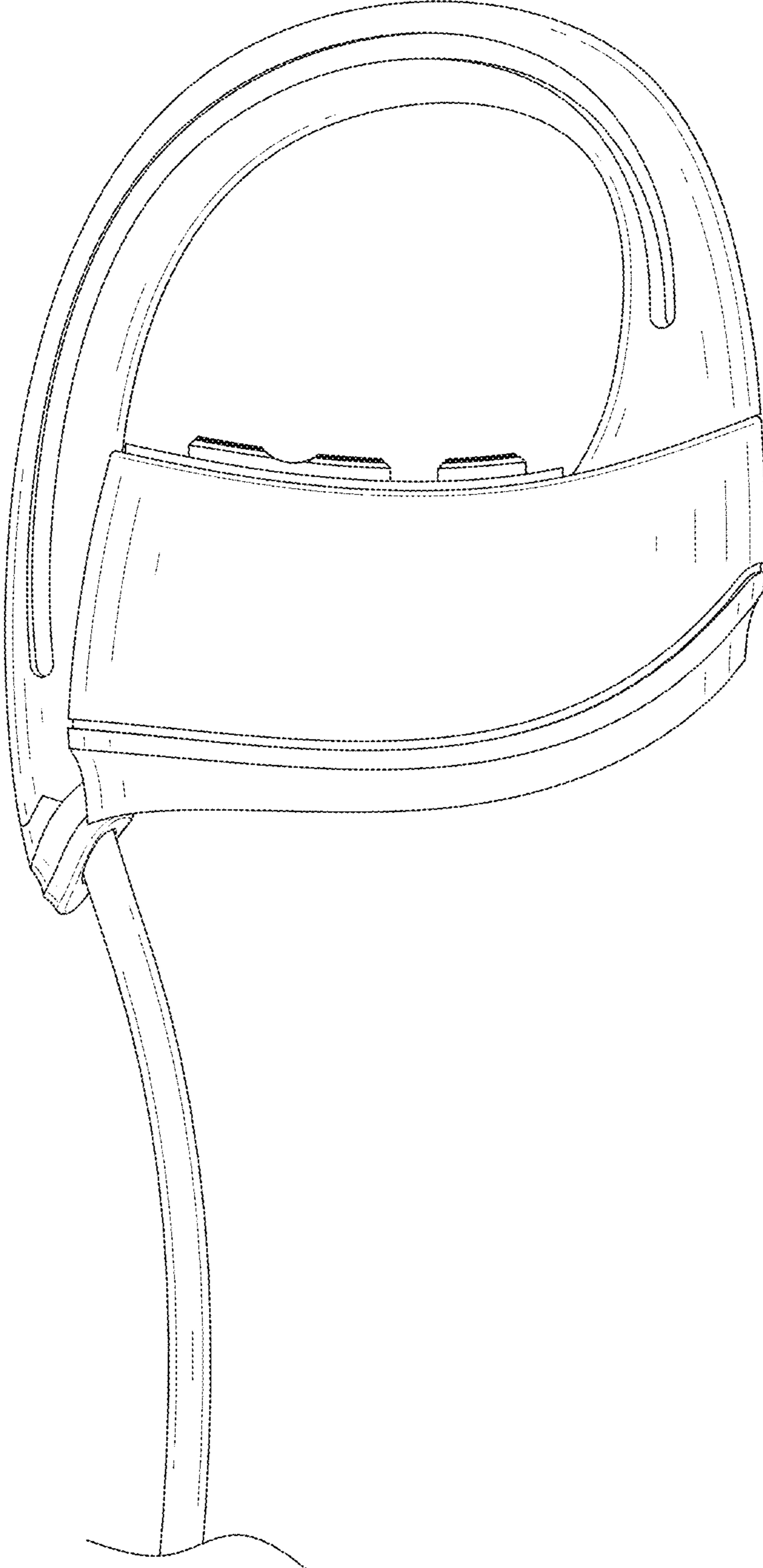


FIG. 2

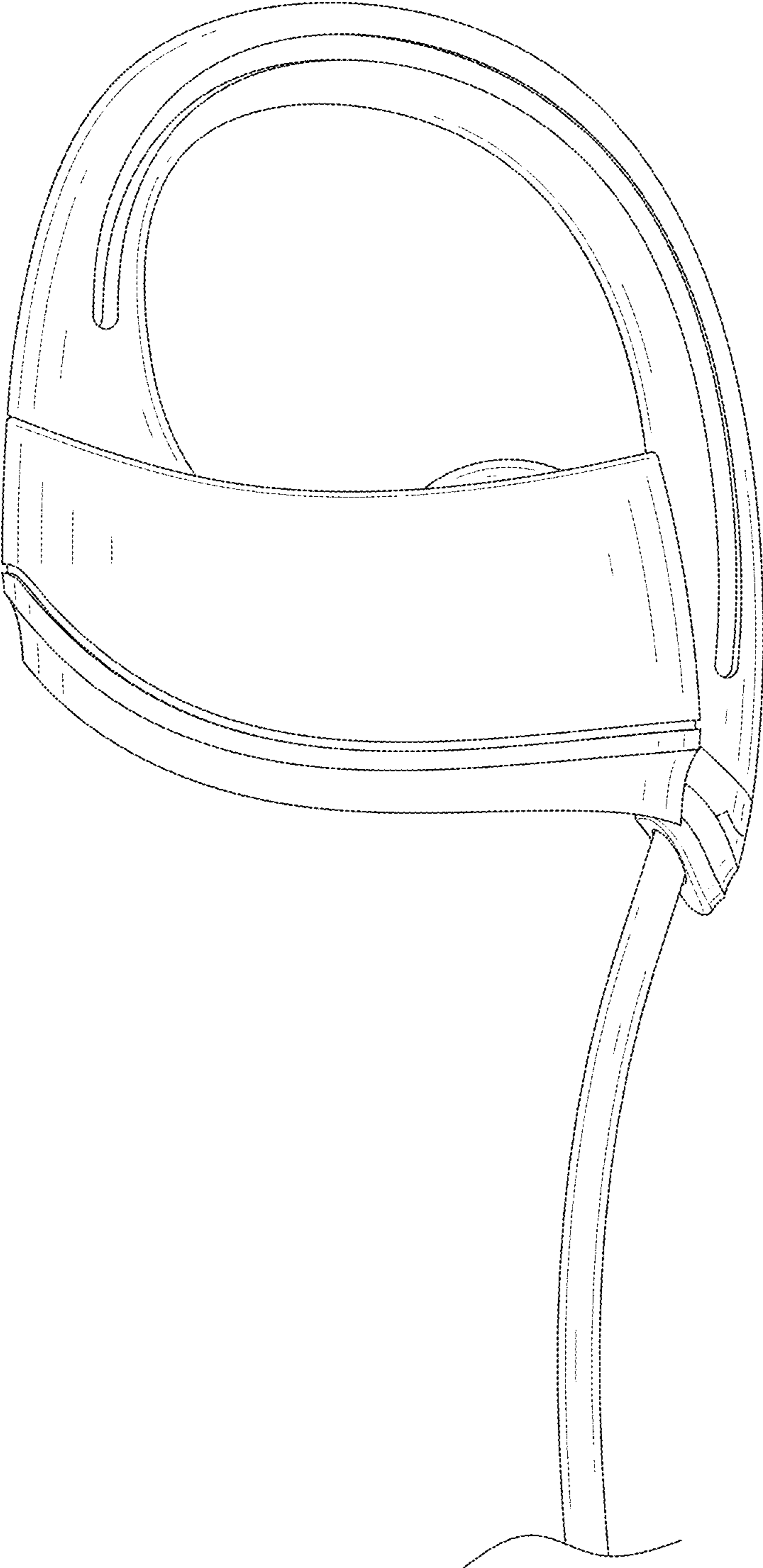


FIG. 3

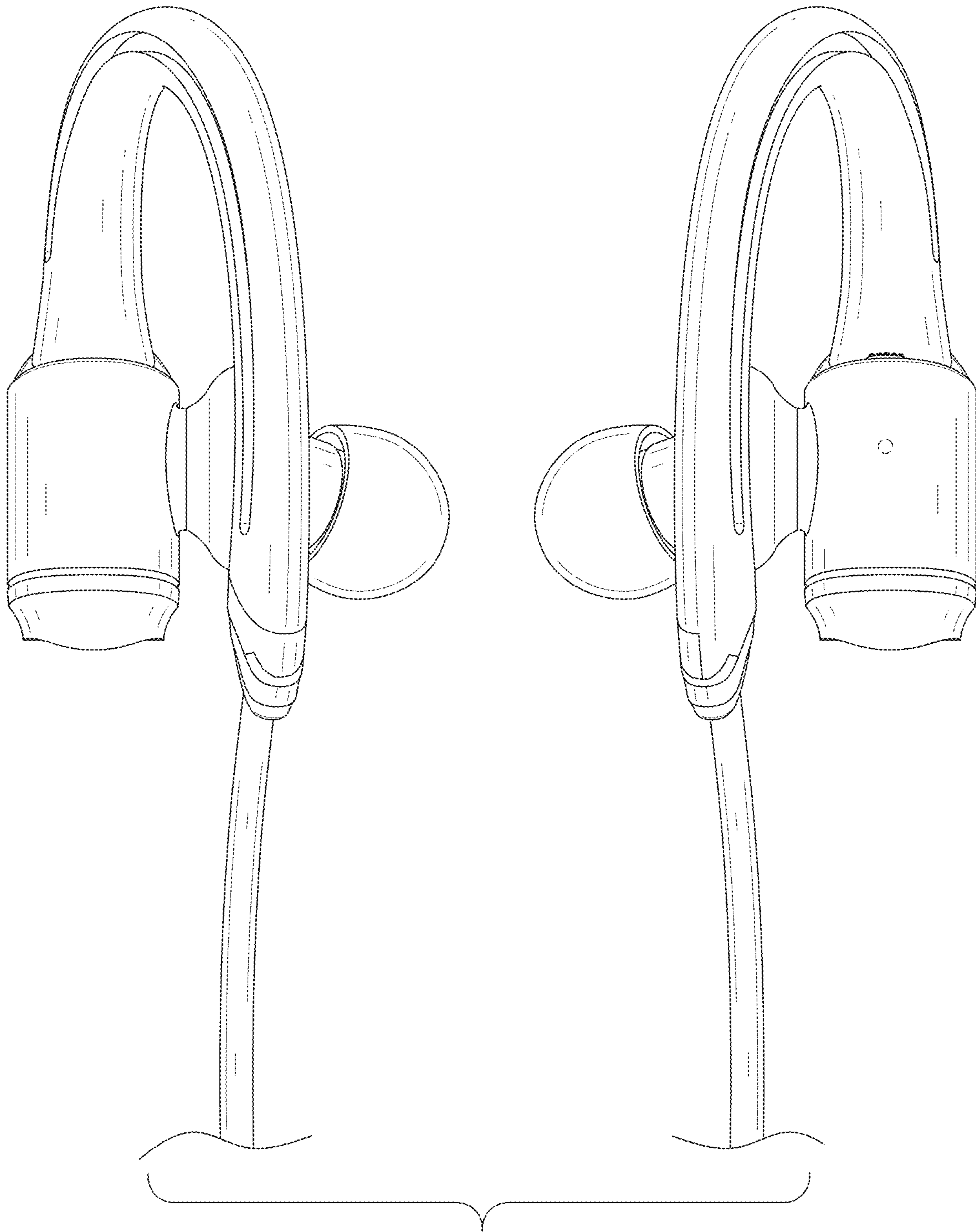


FIG. 4

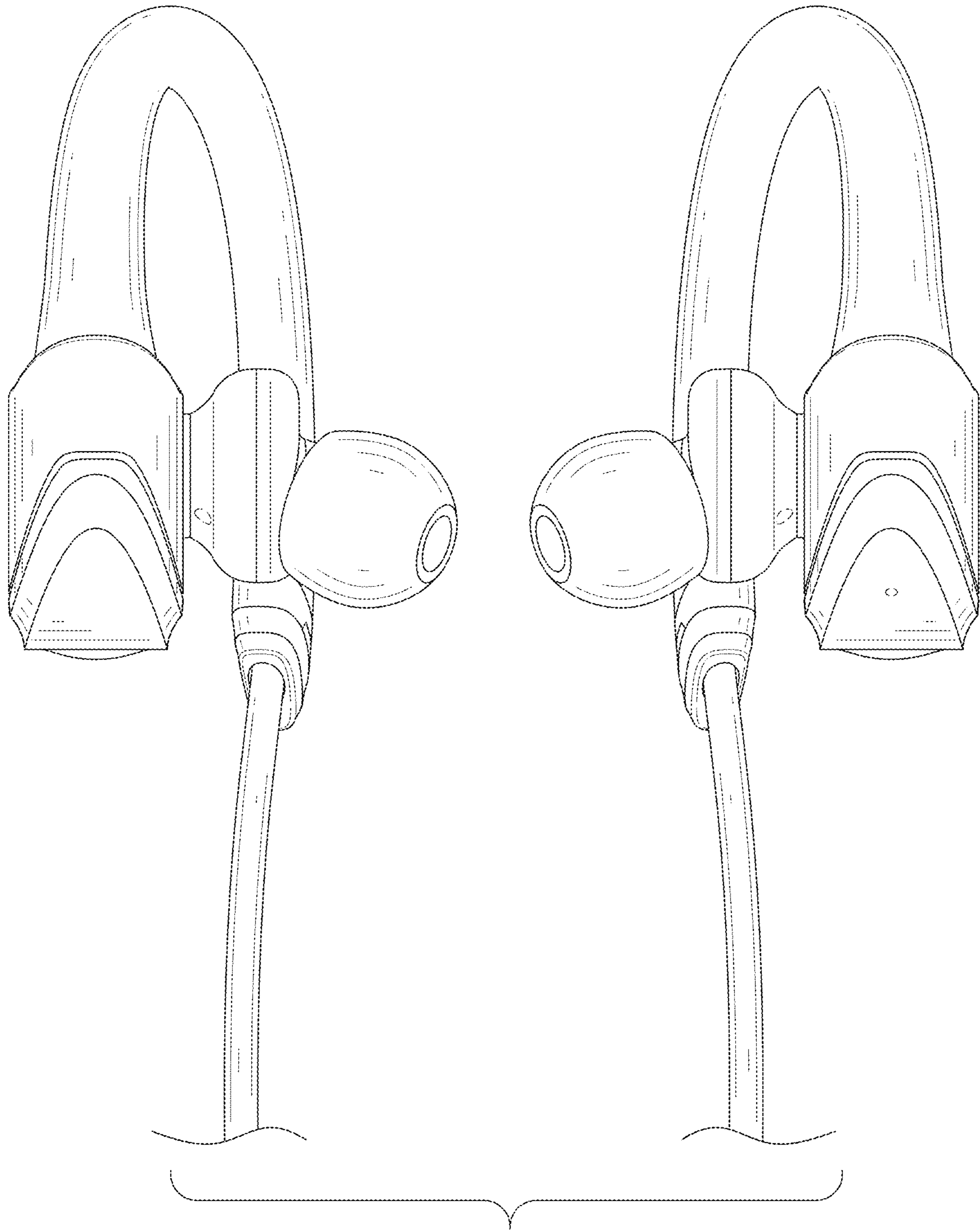


FIG. 5

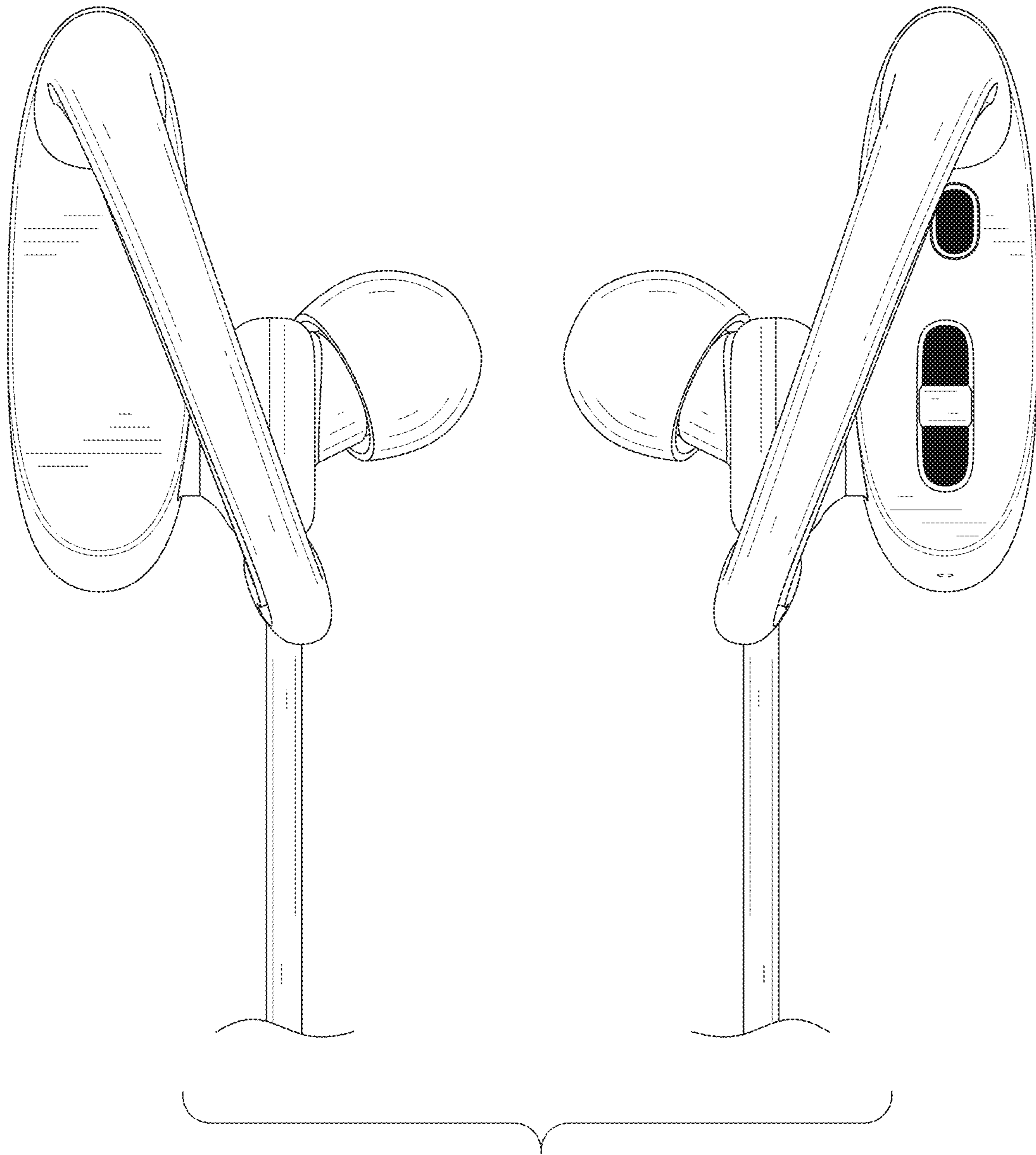


FIG. 6

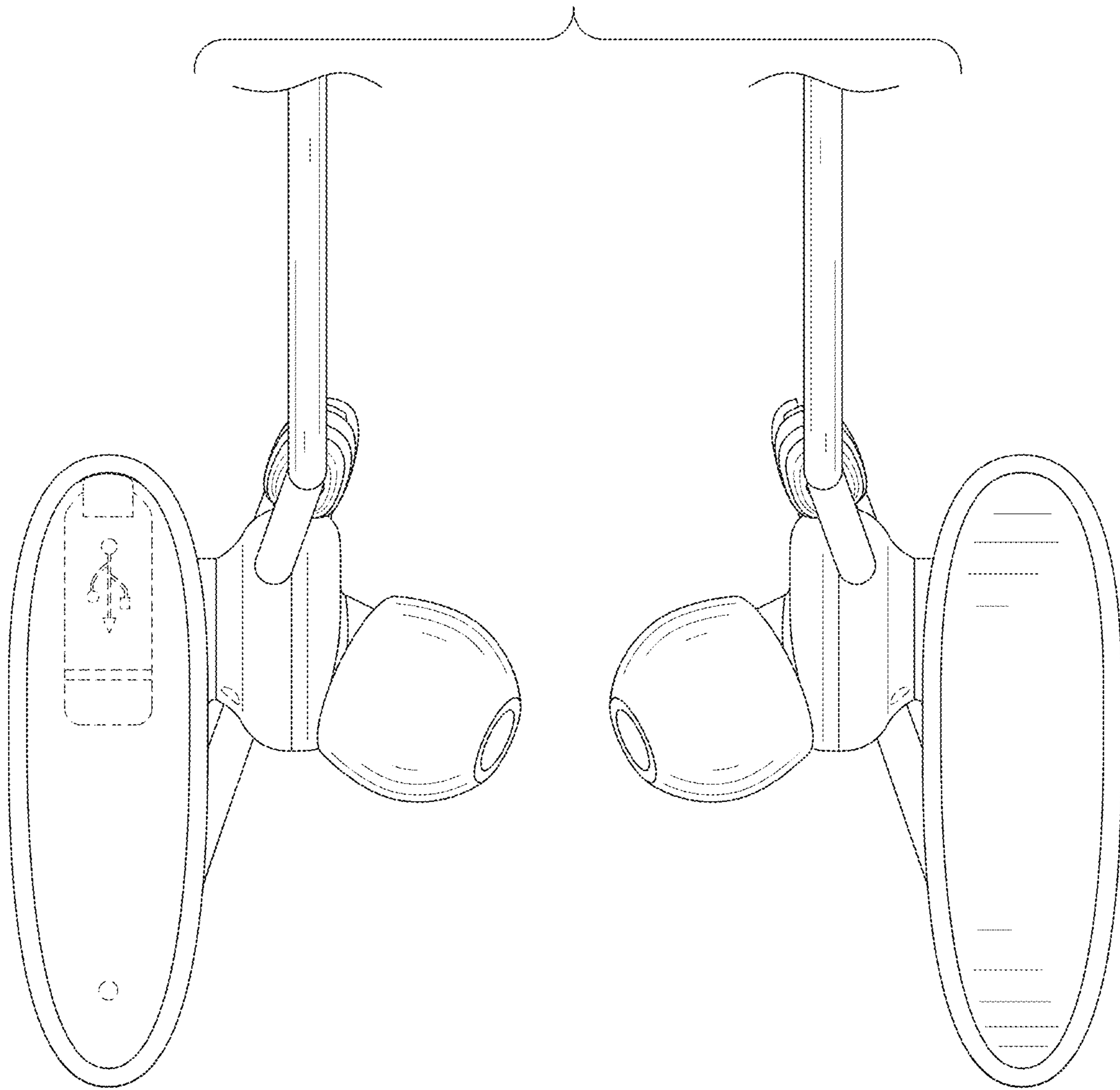


FIG. 7



FIG. 8

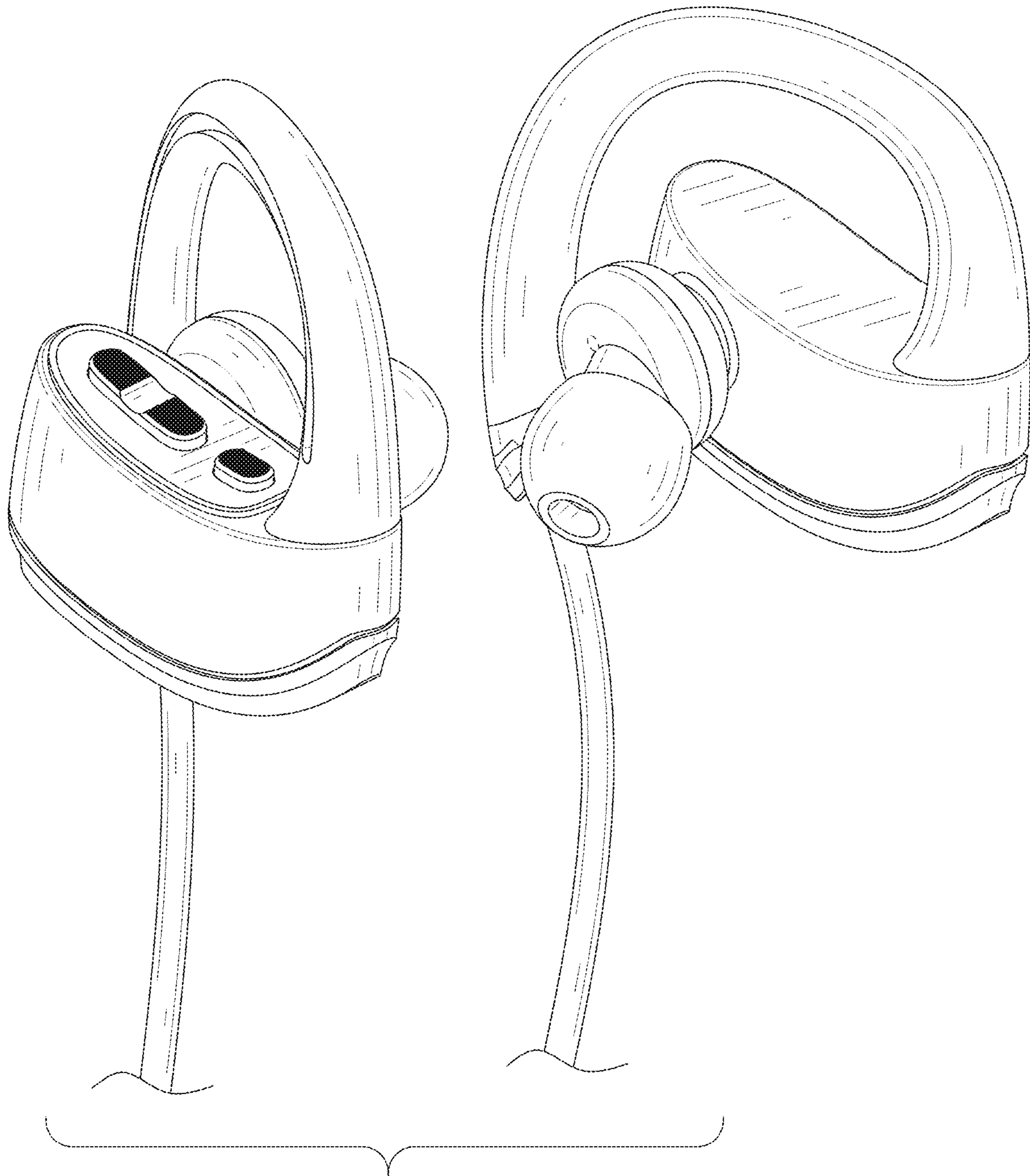


FIG. 9