



US00D873757S

(12) **United States Design Patent**
Buckingham

(10) **Patent No.:** **US D873,757 S**
(45) **Date of Patent:** **** Jan. 28, 2020**

(54) **VEHICLE WHEEL, TOY VEHICLE WHEEL,
AND/OR REPLICAS THEREOF**

(71) Applicant: **Bayerische Motoren Werke
Aktiengesellschaft, Munich (DE)**

(72) Inventor: **John-Daniel Buckingham, Woodland
Hills, CA (US)**

(73) Assignee: **Bayerische Motoren Werke
Aktiengesellschaft, Munich (DE)**

(**) Term: **15 Years**

(21) Appl. No.: **29/624,710**

(22) Filed: **Nov. 3, 2017**

(30) **Foreign Application Priority Data**

May 10, 2017 (DE) 40 2017 100 572

(51) **LOC (12) Cl.** **12-16**

(52) **U.S. Cl.**
USPC **D12/211**

(58) **Field of Classification Search**
USPC D12/204–213; D21/533, 561, 563
CPC B60B 7/00; B60B 7/02; B60B 7/04; B60B
7/06; B60B 3/02; B60B 3/04; B60B 3/06;
B60B 3/10; B60B 1/00; B60B 1/08;
B60B 1/10; B60B 1/12
See application file for complete search history.

(56) **References Cited**

U.S. PATENT DOCUMENTS

D591,662 S * 5/2009 Imai D12/211
D618,152 S 6/2010 Juergens et al.

D689,421 S * 9/2013 Wachter D12/211
D727,823 S 4/2015 Rueckheim
D734,704 S 7/2015 Juergens et al.
D748,558 S * 2/2016 Hans D12/211
D826,128 S * 8/2018 Groth D12/209
D836,052 S * 12/2018 Sempek D12/209
D842,203 S * 3/2019 Podlovits D12/209
D842,204 S * 3/2019 Khachatryan D12/209

FOREIGN PATENT DOCUMENTS

EM 000255609-0001 2/2005
EM 001636978-0001 11/2010
EM 002460097-0007 5/2016
EM 002460402-0011 5/2016
WO WO DM/061823 12/2002

* cited by examiner

Primary Examiner — Sheryl Lane

Assistant Examiner — Calvin E Vansant

(74) *Attorney, Agent, or Firm* — Crowell & Moring LLP

(57) **CLAIM**

The ornamental design for a vehicle wheel, toy vehicle wheel, and/or replicas thereof, as shown and described.

DESCRIPTION

This application contains subject matter related to the following co-pending U.S. design patent application: Application Ser. No. 29/594,298, filed Feb. 17, 2017 and entitled “Vehicle Wheel.”

FIG. 1 is a perspective view of a vehicle wheel, toy vehicle wheel, and/or replicas thereof according to the design; FIG. 2 is an additional perspective view thereof; FIG. 3 is an additional perspective view thereof; FIG. 4 is a front view thereof; and, FIG. 5 is a side view thereof.

1 Claim, 5 Drawing Sheets







Fig. 1



Fig. 2



Fig. 3




Fig. 4




Fig. 5