



US00D873749S

(12) **United States Design Patent**  
**Forschner**

(10) **Patent No.:** **US D873,749 S**  
(45) **Date of Patent:** **\*\* Jan. 28, 2020**

- (54) **TAILGATE FOR A VEHICLE**
- (71) Applicant: **Bayerische Motoren Werke Aktiengesellschaft, Munich (DE)**
- (72) Inventor: **Anne Kristina Forschner, Munich (DE)**
- (73) Assignee: **Bayerische Motoren Werke Aktiengesellschaft, Munich (DE)**
- (\*\*) Term: **15 Years**
- (21) Appl. No.: **29/650,335**
- (22) Filed: **Jun. 6, 2018**
- (30) **Foreign Application Priority Data**  
Dec. 13, 2017 (DE) ..... 40 2017 101 348
- (51) **LOC (12) Cl.** ..... **12-16**
- (52) **U.S. Cl.**  
USPC ..... **D12/196**
- (58) **Field of Classification Search**  
USPC .... D12/86, 88, 89, 91, 92, 98, 163, 164, D12/169, 171, 173, 196, 400; D21/424-425, 433-434; 296/181.1, 296/181.2, 181.5; 293/102, 113, 115  
CPC ..... B60R 13/04; B62D 25/02; B62D 25/08; B62D 33/0273; B62D 33/03; B62D 33/037; B62D 25/00  
See application file for complete search history.

- D802,482 S \* 11/2017 Sterner ..... D12/91
  - D805,433 S \* 12/2017 Scheinhutte ..... D12/91
  - D807,227 S \* 1/2018 Chen ..... D12/91
  - D823,210 S \* 7/2018 Simm ..... D12/196
  - D833,939 S \* 11/2018 Kim ..... D12/196
- (Continued)

**FOREIGN PATENT DOCUMENTS**

WO WO DM/072056 1/2010  
*Primary Examiner* — Ian Simmons  
*Assistant Examiner* — Yolanda Robinson  
 (74) *Attorney, Agent, or Firm* — Crowell & Moring LLP



(57) **CLAIM**

The ornamental design for a tailgate for a vehicle, as shown and described.

**DESCRIPTION**

This application contains subject matter related to the following co-pending U.S. design patent applications: Application Ser. No. 29/650,330, filed herewith and entitled “Trunk Lid for a Vehicle”; and Application Ser. No. 29/650,333, filed herewith and entitled “Vehicle, Toy, and/or Replicas Thereof”. FIG. 1 is a front view of a tailgate for a vehicle according to the design; FIG. 2 is a left, front perspective view thereof; FIG. 3 is a right, front perspective view thereof; FIG. 4 is a left side view thereof; FIG. 5 is a right side view thereof; FIG. 6 is a top view thereof; FIG. 7 is a bottom view thereof; and, FIG. 8 is a rear view thereof. Broken lines used in the drawings represent claim boundaries and form no part of the claimed design. Features shown in half-tone shading within the broken lines represent environmental structures that form not part of the claimed design.

**1 Claim, 8 Drawing Sheets**



(56)

**References Cited**

U.S. PATENT DOCUMENTS

D840,269 S \* 2/2019 Frascella ..... D12/91  
D840,308 S \* 2/2019 Schneider ..... D12/196

\* cited by examiner





FIG. 1






**FIG. 2**






**FIG. 3**




**FIG. 4**



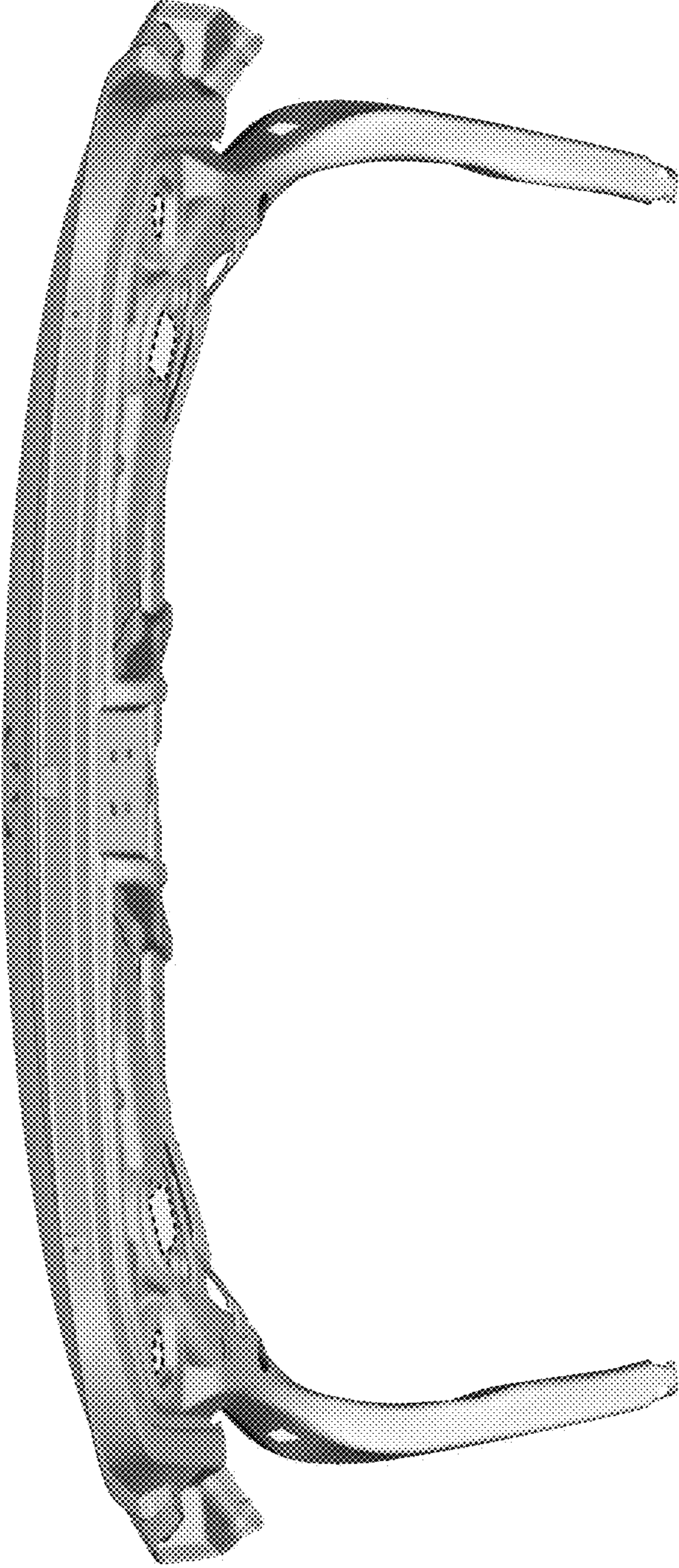
**FIG. 5**





**FIG. 6**





**FIG. 7**



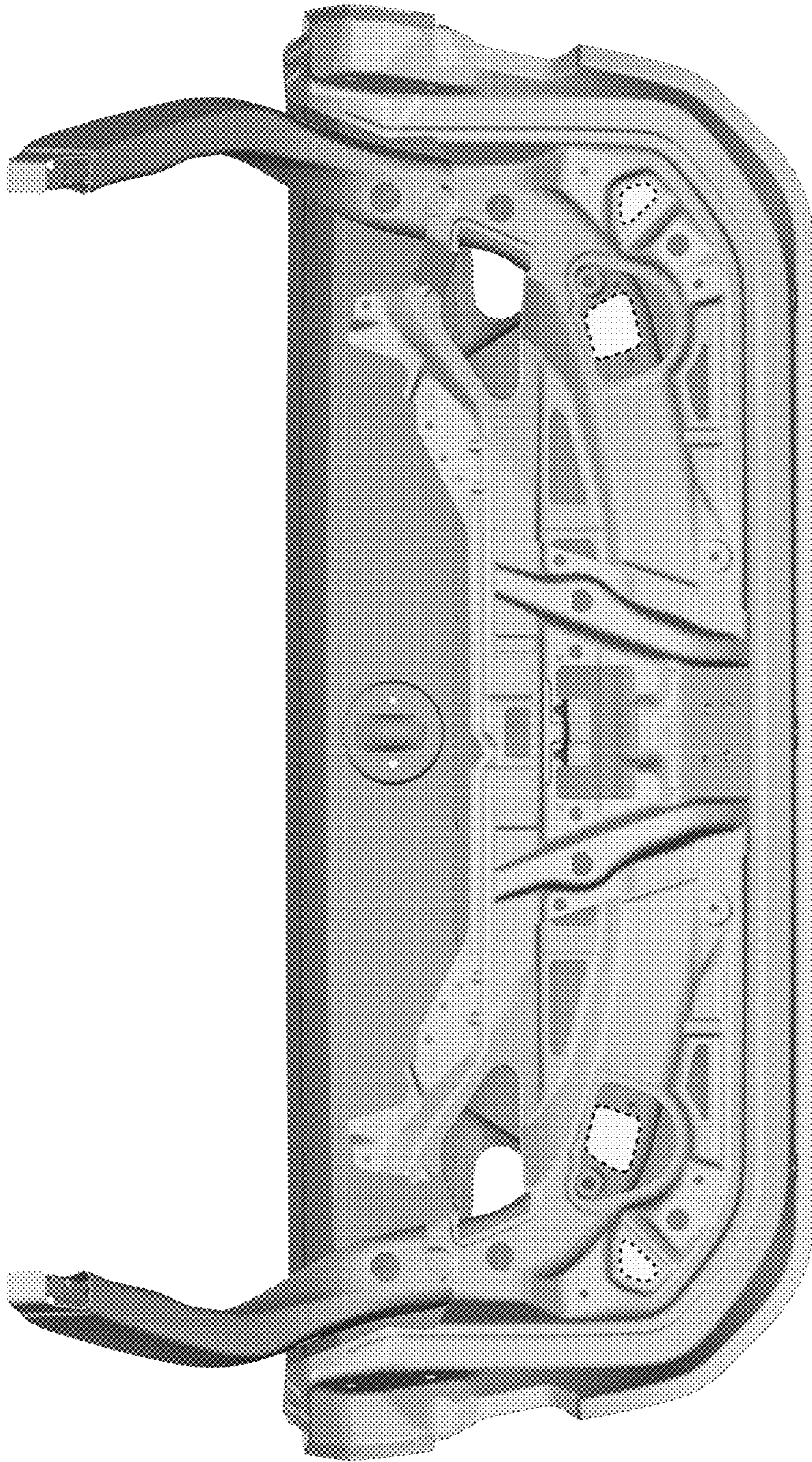


FIG. 8