



US00D873743S

(12) **United States Design Patent**  
**McGinley et al.**

(10) **Patent No.:** **US D873,743 S**  
(45) **Date of Patent:** **\*\* Jan. 28, 2020**

- (54) **LIGHTED MOTORCYCLE FENDER**
- (71) Applicant: **Harley-Davidson Motor Company Group, LLC, Milwaukee, WI (US)**
- (72) Inventors: **Ben McGinley, Glendale, WI (US); Brad Richards, Grafton, WI (US); Kirk Rasmussen, Springville, UT (US); Carissa Jo Conine, Milwaukee, WI (US); Sean Michael Haggerty, Elkhorn, WI (US); Steven Wade Osgood, Campbellsport, WI (US)**
- (73) Assignee: **Harley-Davidson Motor Company Group, LLC, Milwaukee, WI (US)**
- (\*\*) Term: **15 Years**
- (21) Appl. No.: **29/658,270**
- (22) Filed: **Jul. 30, 2018**
- (51) **LOC (12) Cl.** ..... **12-16**
- (52) **U.S. Cl.**  
USPC ..... **D12/186**
- (58) **Field of Classification Search**  
USPC ..... D12/110, 111, 114, 126, 184–186  
CPC ..... B62J 15/00; B62J 23/00  
See application file for complete search history.

6,557,876	B2 *	5/2003	Saiki	.....	B62J 15/02
					280/152.1
D482,304	S *	11/2003	Song	.....	D12/186
D496,614	S *	9/2004	Everitt	.....	D12/186
D499,994	S *	12/2004	Sugimoto	.....	D12/186
D512,354	S *	12/2005	Grove	.....	D12/186
D551,142	S *	9/2007	Simpson	.....	D12/186
D617,703	S *	6/2010	Ilmberger	.....	D12/186
D627,283	S *	11/2010	Ilmberger	.....	D12/186
D635,496	S *	4/2011	Serbinski	.....	D12/186
D694,686	S *	12/2013	Deluy	.....	D12/186
D753,552	S	4/2016	McGinley et al.		
D787,396	S *	5/2017	Serbinski	.....	D12/184
D847,053	S *	4/2019	Klein	.....	D12/186

\* cited by examiner

*Primary Examiner* — Darlington Ly

(74) *Attorney, Agent, or Firm* — Michael Best & Friedrich LLP

(57) **CLAIM**

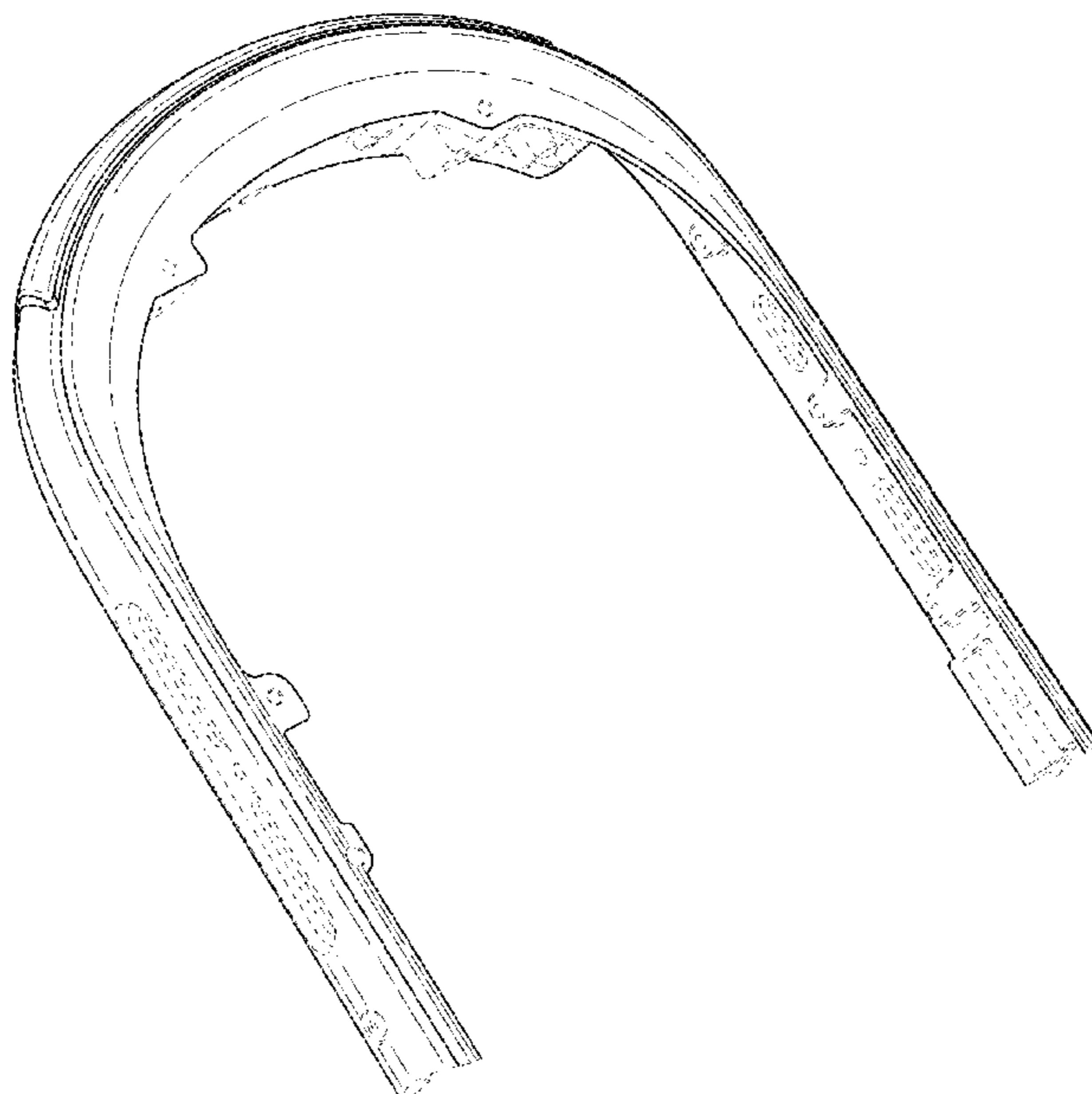
We claim the ornamental design for a lighted motorcycle fender, as shown and described.

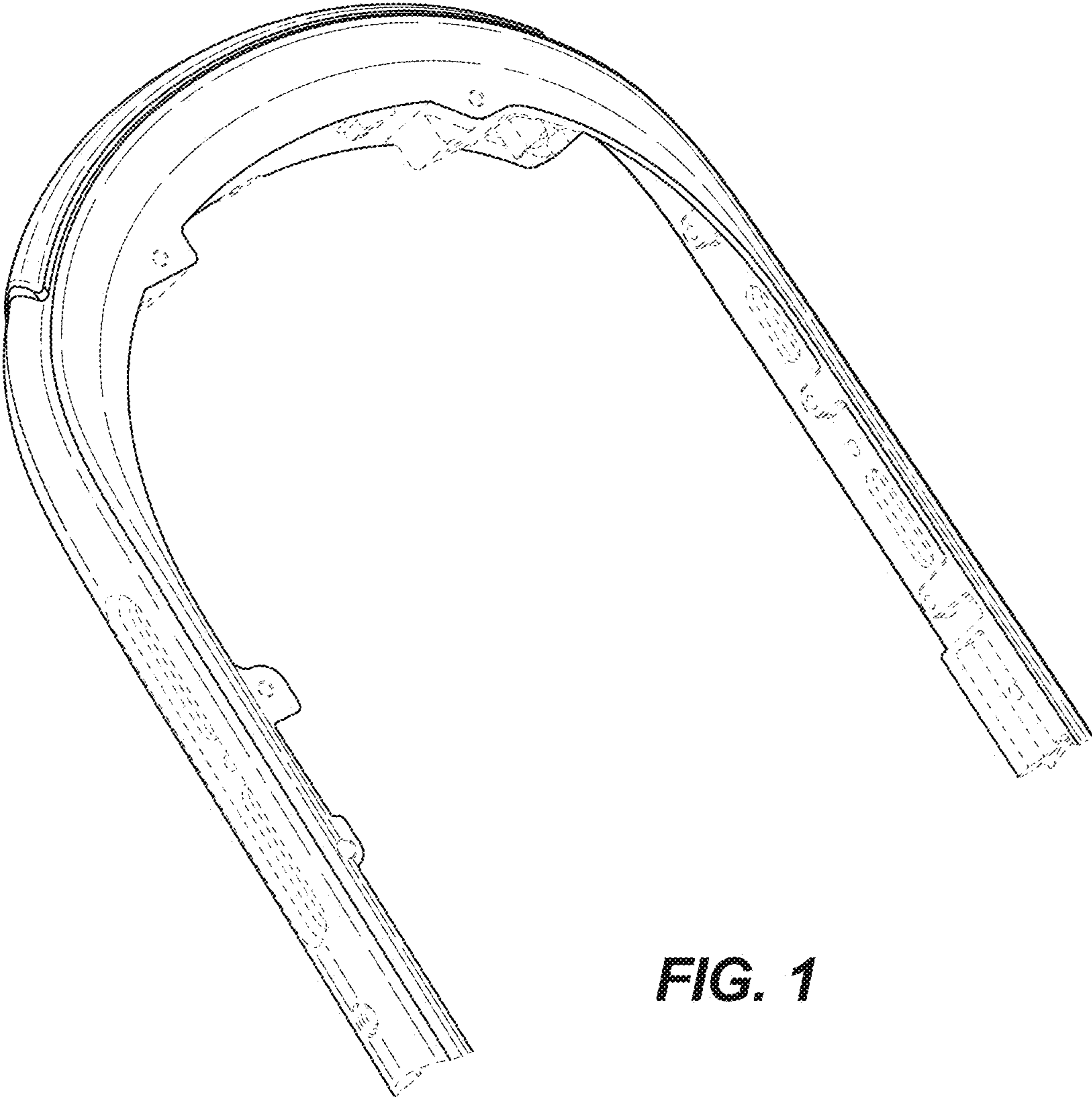
**DESCRIPTION**

FIG. 1 is a top and right side perspective view of a lighted motorcycle fender showing our new design;  
 FIG. 2 is a front and right side perspective view thereof;  
 FIG. 3 is a front elevation view thereof;  
 FIG. 4 is a rear elevation view thereof;  
 FIG. 5 is a right side elevation view thereof;  
 FIG. 6 is a left side elevation view thereof;  
 FIG. 7 is a top plan view thereof;  
 FIG. 8 is a bottom plan view thereof; and,  
 FIG. 9 is a top and right side perspective view thereof as installed on an exemplary motorcycle.  
 The broken line showing of portions of the motorcycle fender and of an environmental motorcycle do not form part of the claimed design.

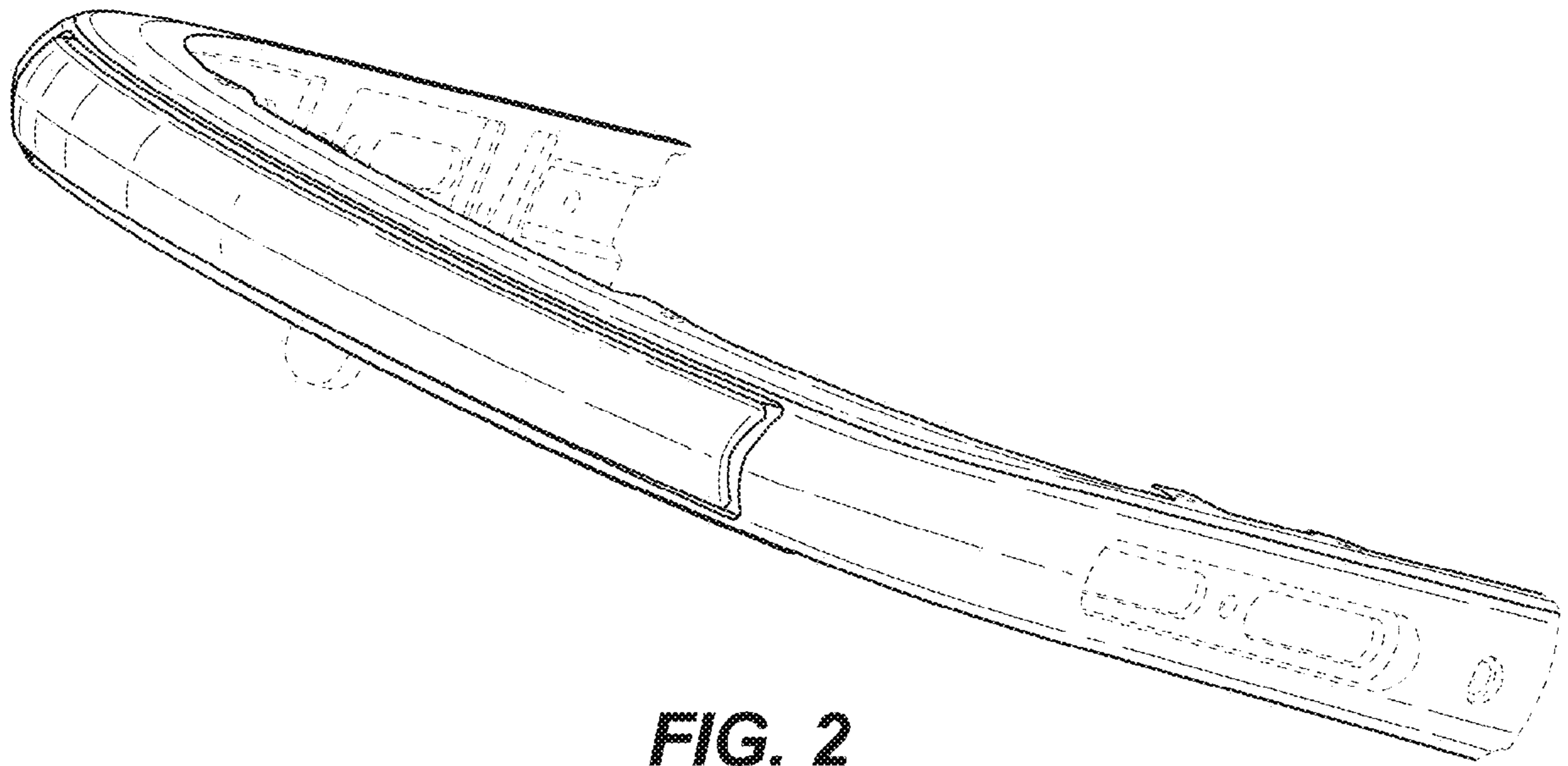
**1 Claim, 9 Drawing Sheets**

- (56) **References Cited**  
U.S. PATENT DOCUMENTS
- 2,510,222 A \* 6/1950 Harley ..... B62J 15/00  
280/152.1
- D242,913 S \* 1/1977 Petty ..... D12/186
- D279,974 S \* 8/1985 Komori ..... D12/186
- 4,982,973 A \* 1/1991 Saito ..... B60K 11/08  
180/229
- D409,539 S \* 5/1999 Hanlon ..... D12/186
- D409,964 S \* 5/1999 Hanlon ..... D12/186

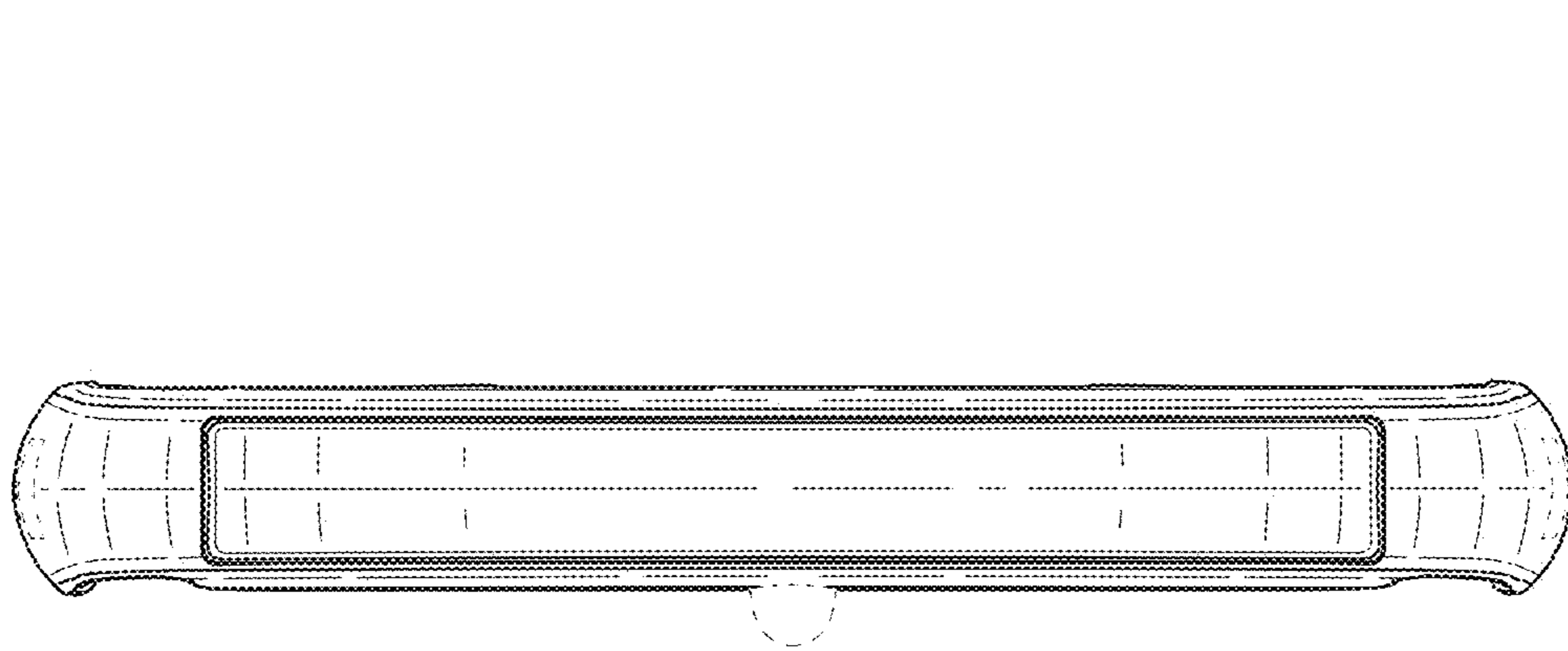





**FIG. 1**




**FIG. 2**



**FIG. 3**

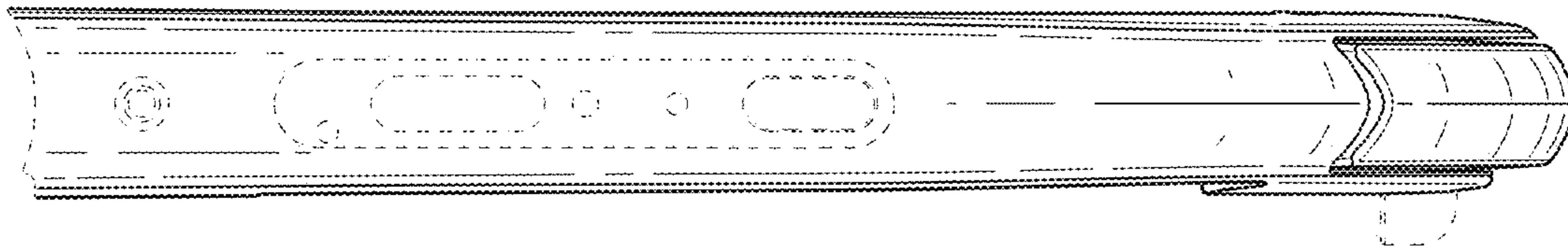


**FIG. 4**

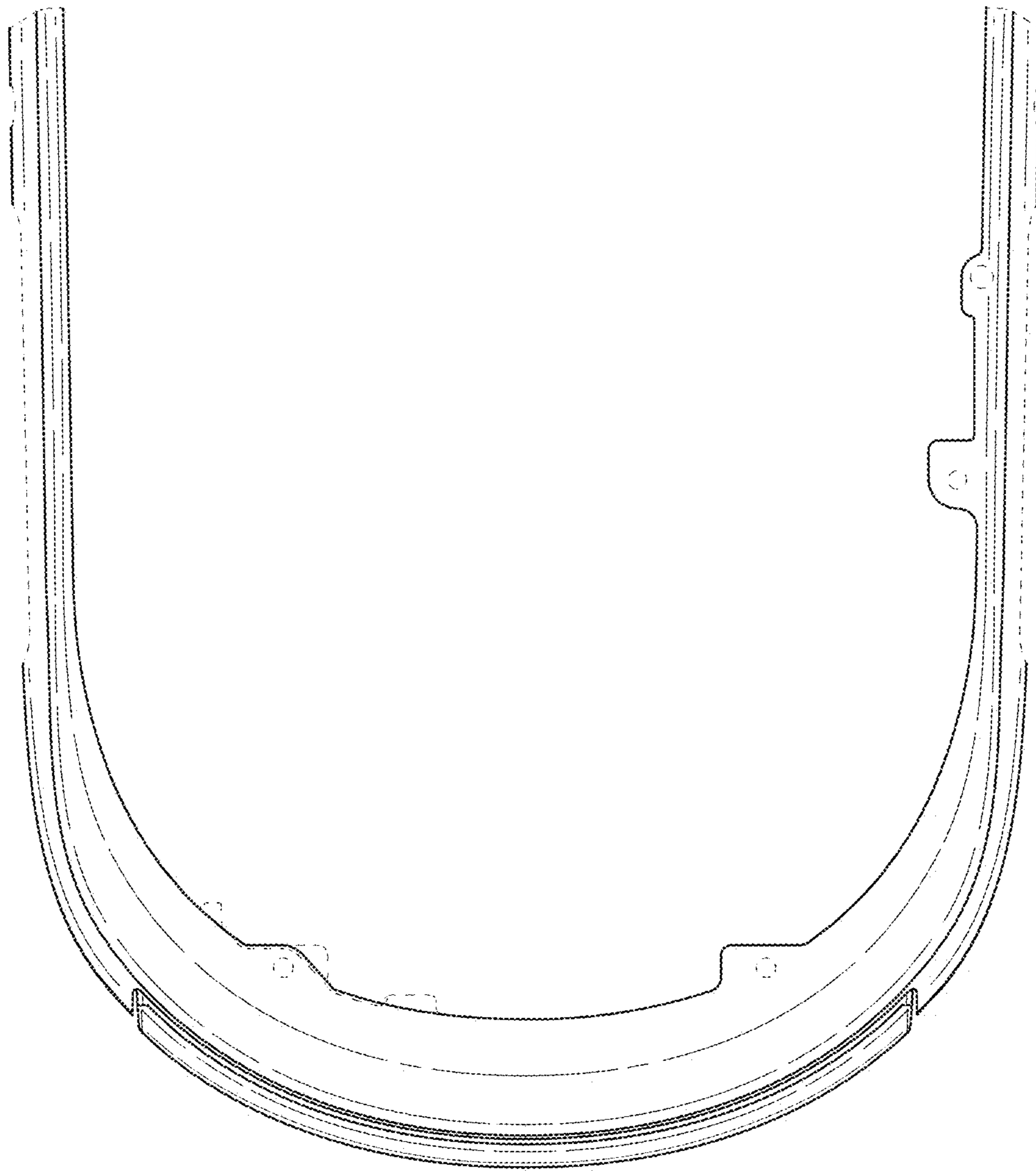


**FIG. 5**






**FIG. 6**



**FIG. 7**





**FIG. 8**

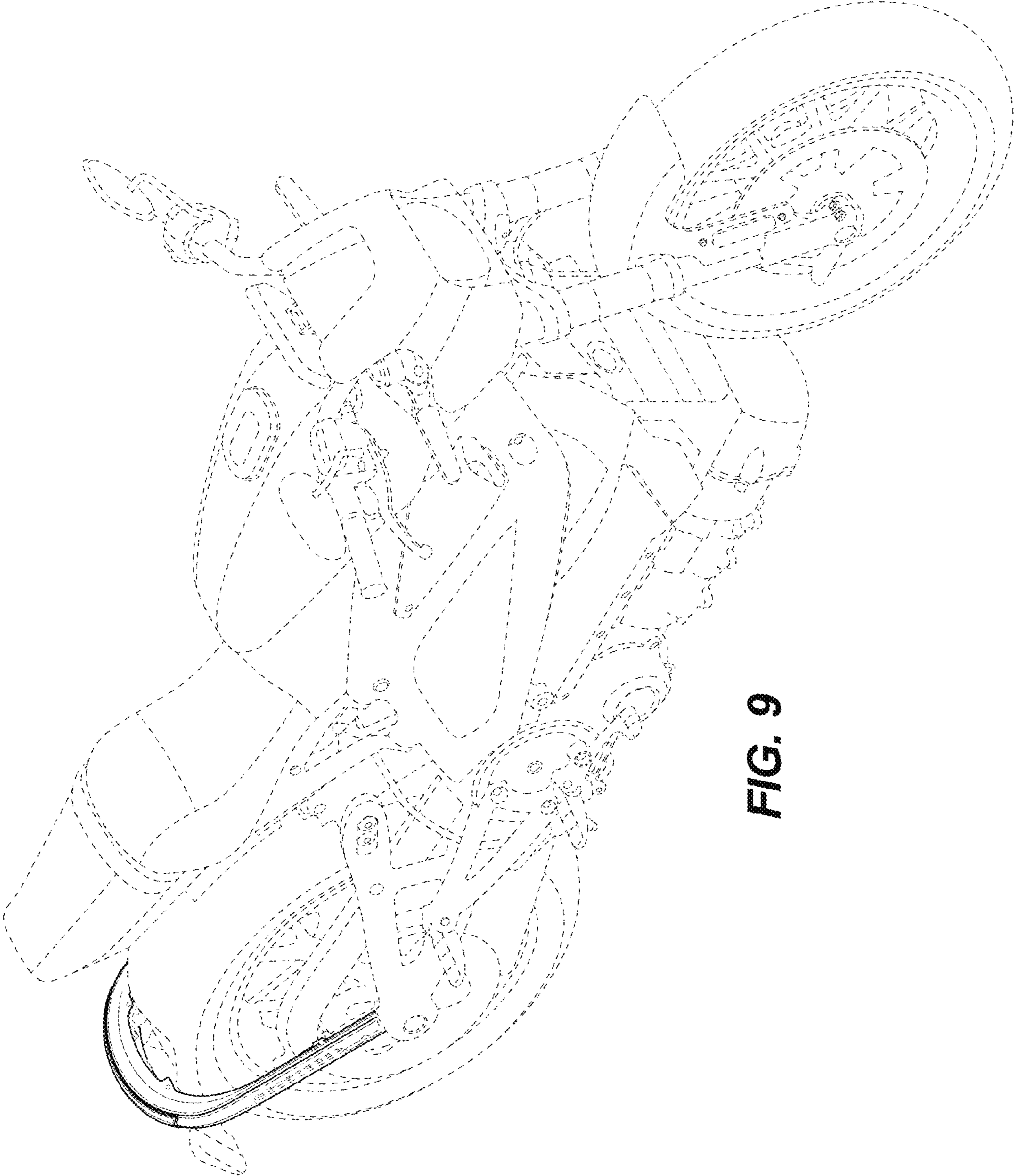


FIG. 9