



US00D873732S

(12) **United States Design Patent**
Gillam et al.

(10) **Patent No.:** **US D873,732 S**

(45) **Date of Patent:** **** Jan. 28, 2020**

(54) **FRONT BUMPER COVER**

(71) Applicants: **Michael C. Gillam**, Oxford, MI (US);
Deyan Ninov, Royal Oak, MI (US);
Joseph S Dehner, Bloomfield Hills, MI (US)

(72) Inventors: **Michael C. Gillam**, Oxford, MI (US);
Deyan Ninov, Royal Oak, MI (US);
Joseph S Dehner, Bloomfield Hills, MI (US)

(73) Assignee: **FCA US LLC**, Auburn Hills, MI (US)

(**) Term: **15 Years**

(21) Appl. No.: **29/689,224**

(22) Filed: **Apr. 29, 2019**

Related U.S. Application Data

(63) Continuation-in-part of application No. 29/626,530, filed on Nov. 17, 2017, now Pat. No. Des. 847,029, and a continuation-in-part of application No. 29/626,539, filed on Nov. 17, 2017, now Pat. No. Des. 847,030, and a continuation-in-part of application No. 29/626,547, filed on Nov. 17, 2017, now abandoned.

(51) **LOC (12) Cl.** **12-16**

(52) **U.S. Cl.**
USPC **D12/169**

(58) **Field of Classification Search**
USPC D12/169, 196, 86, 90-92; 293/102, 113, 293/115, 117, 120; 296/180.1, 180.2
CPC B60R 19/02; B60R 19/04; B62D 25/08
See application file for complete search history.

(56) **References Cited**

U.S. PATENT DOCUMENTS

D608,703 S * 1/2010 Iwasaki D12/169
D609,143 S * 2/2010 Krugger D12/169

D610,057 S * 2/2010 Watanabe D12/169
D741,223 S * 10/2015 Kim D12/91
D748,542 S * 2/2016 Horiuchi D12/169
D756,275 S * 5/2016 Ino D12/169
D759,555 S * 6/2016 Chung D12/169
D777,617 S * 1/2017 Platto D12/169
D778,213 S * 2/2017 Platto D12/169
D805,445 S * 12/2017 Villamizar D12/169
D807,788 S * 1/2018 Hatton D12/91
D814,995 S * 4/2018 Bucher D12/169
D817,825 S * 5/2018 Anderson D12/169
D818,898 S * 5/2018 Anderson D12/169
D818,899 S * 5/2018 Waterhouse D12/169
D818,902 S * 5/2018 Anderson D12/169
D819,520 S * 6/2018 Platto D12/169
D833,340 S * 11/2018 Waterhouse D12/169
D833,341 S * 11/2018 Anderson D12/169

* cited by examiner

Primary Examiner — Melody N Brown

(74) *Attorney, Agent, or Firm* — Ralph E. Smith

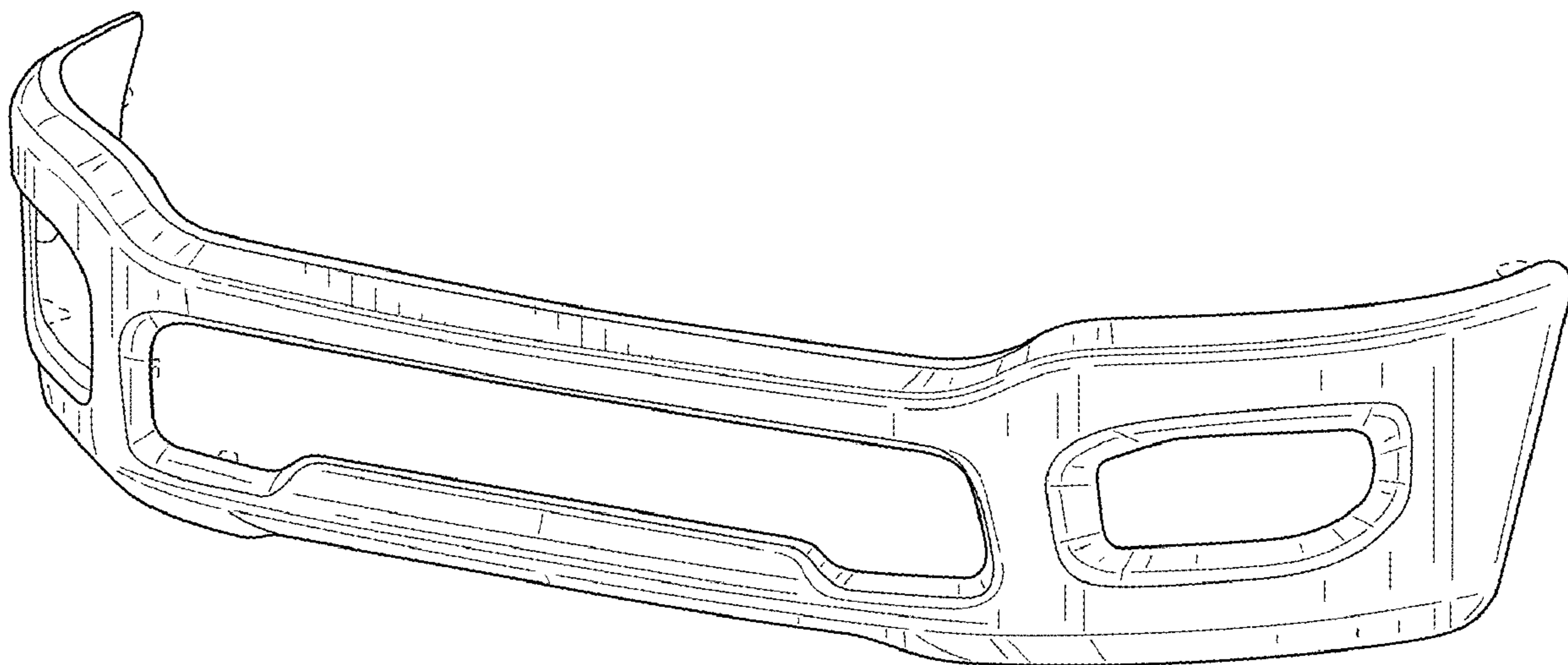
(57) **CLAIM**

The ornamental design for a front bumper cover, as shown and described.

DESCRIPTION

FIG. 1 is a front perspective view of a front bumper cover showing our new design;
FIG. 2 is a side view thereof;
FIG. 3 is a front view thereof;
FIG. 4 is a rear view thereof;
FIG. 5 is a top view thereof; and,
FIG. 6 is a bottom view thereof.
It will be understood that the broken lines shown in the drawings illustrate portions of the front bumper cover that form no part of the claimed design.

1 Claim, 4 Drawing Sheets



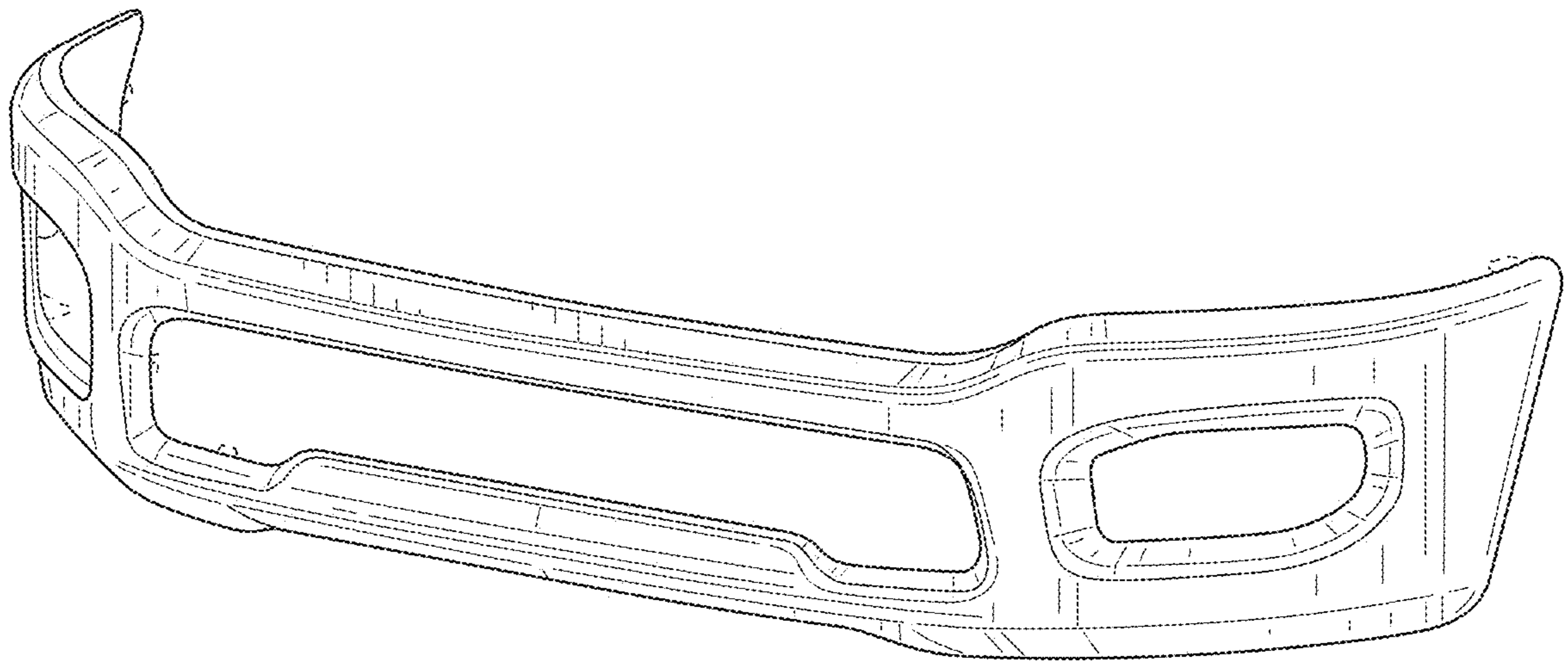


FIG. 1

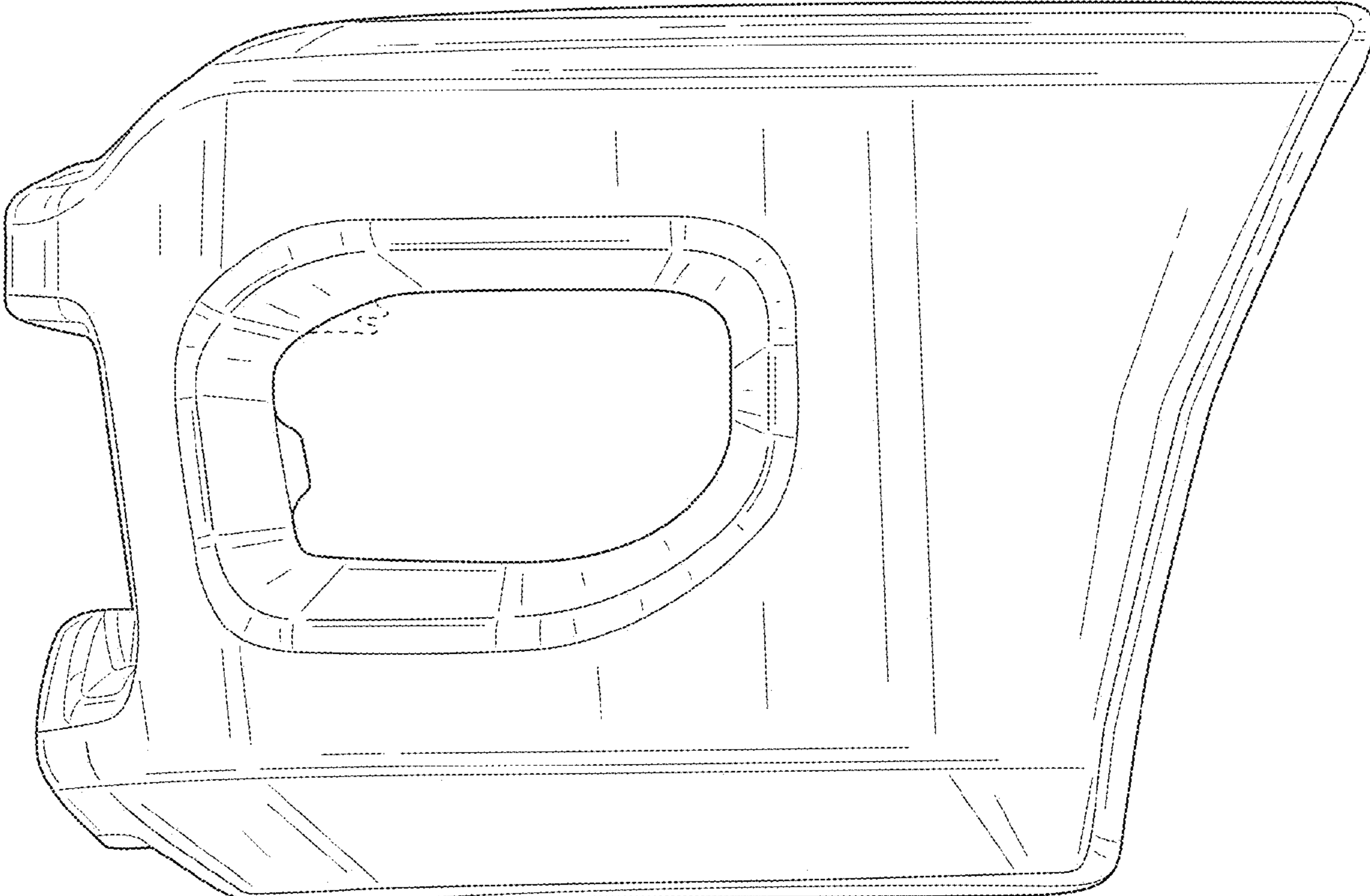


FIG. 2

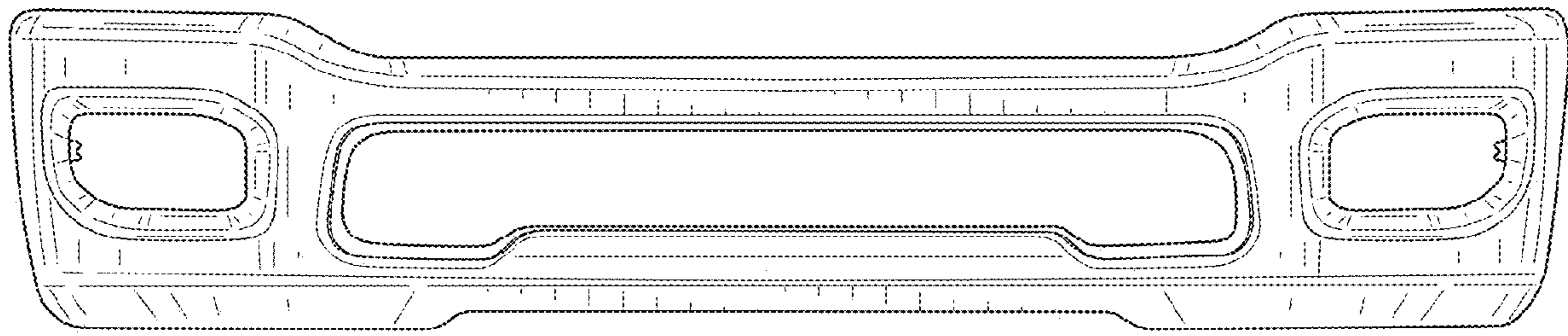


FIG. 3




FIG. 4

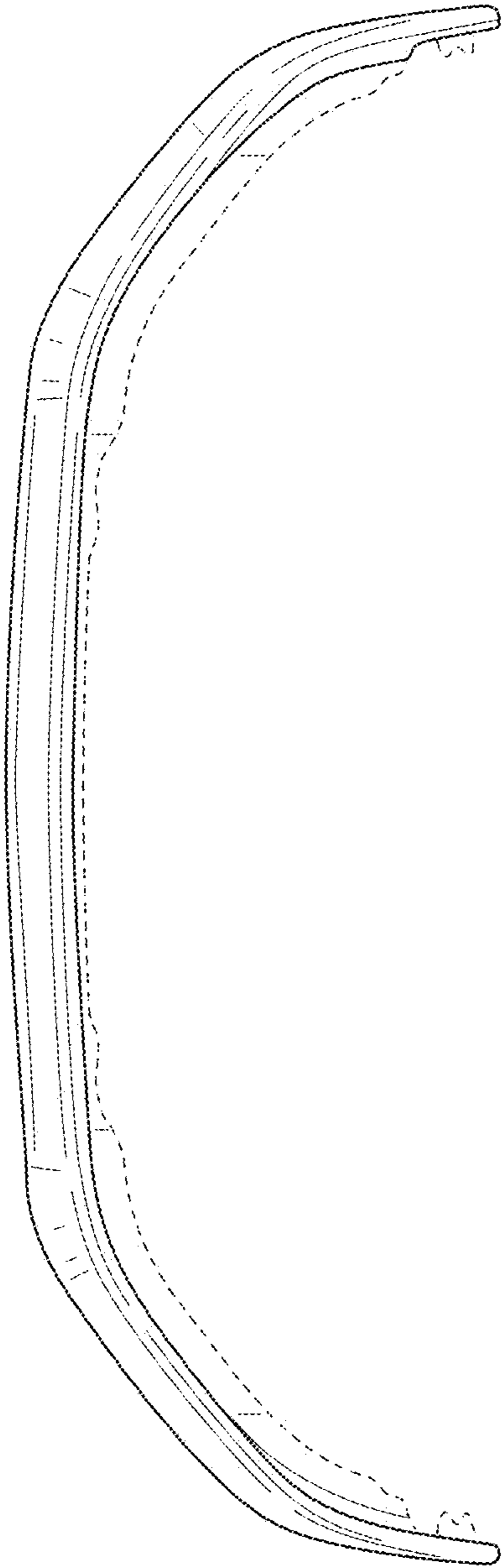


FIG. 5

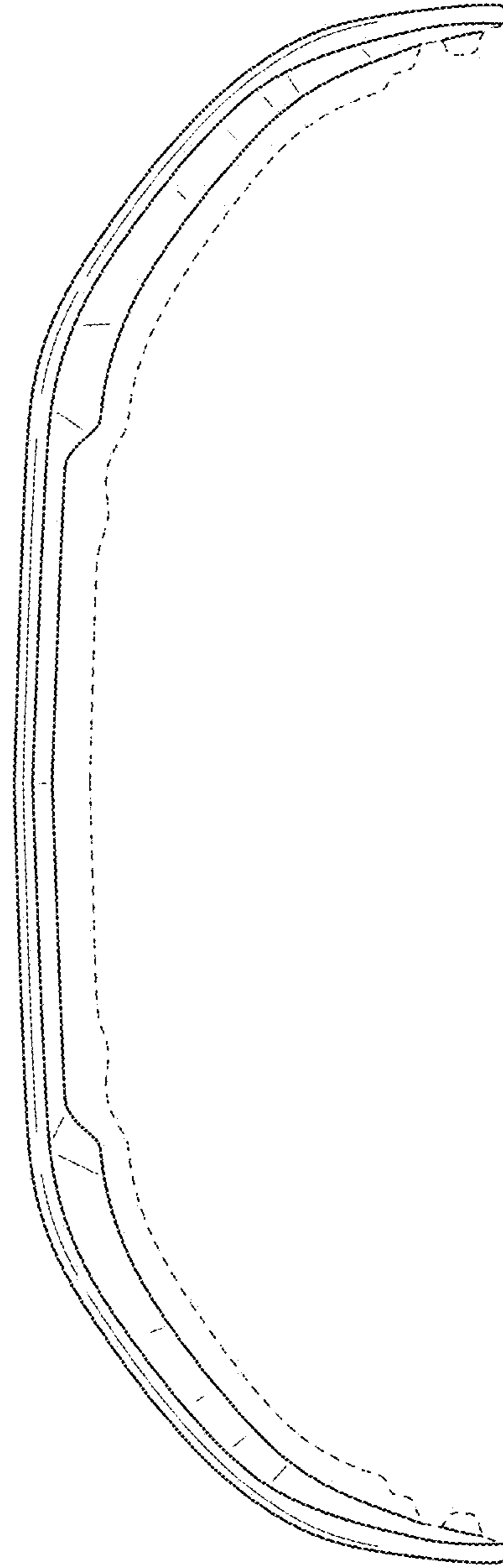


FIG. 6