



US00D873725S

(12) **United States Design Patent**  
**Thogersen**

(10) **Patent No.:** **US D873,725 S**

(45) **Date of Patent:** **\*\* Jan. 28, 2020**

(54) **RADIATOR GRILLE FOR A VEHICLE**

(71) Applicant: **Bayerische Motoren Werke  
Aktiengesellschaft, Munich (DE)**

(72) Inventor: **Anders Thogersen, Munich (DE)**

(73) Assignee: **Bayerische Motoren Werke  
Aktiengesellschaft, Munich (DE)**

(\*\*) Term: **15 Years**

(21) Appl. No.: **29/646,415**

(22) Filed: **May 4, 2018**

(30) **Foreign Application Priority Data**

Nov. 10, 2017 (DE) ..... 40 2017 101 231

(51) **LOC (12) Cl.** ..... **12-16**

(52) **U.S. Cl.**  
USPC ..... **D12/163**

(58) **Field of Classification Search**  
USPC ..... D12/169, 196, 86, 90-92, 163, 190, 98,  
D12/164; 293/102, 113, 115, 117, 120,  
293/193.11; 296/180.1, 180.2; 180/68.1,  
180/68.6

CPC ..... B60R 19/52; B60K 11/08; B62D 25/08;  
B62B 9/16

See application file for complete search history.

(56) **References Cited**

**U.S. PATENT DOCUMENTS**

D818,890 S \* 5/2018 Beermann ..... D12/163  
D820,737 S \* 6/2018 Simm ..... D12/163

D821,274 S \* 6/2018 Simm ..... D12/163  
D825,383 S \* 8/2018 Luk ..... D12/91  
D835,546 S \* 12/2018 Sarremejean ..... D12/91  
D845,834 S \* 4/2019 Sarremejean ..... D12/91  
D855,496 S \* 8/2019 Thogersen ..... D12/91  
D858,371 S \* 9/2019 Sarremejean ..... D12/163  
D859,227 S \* 9/2019 Buckingham ..... D12/163

**FOREIGN PATENT DOCUMENTS**

WO WO DM/094978 8/2017

\* cited by examiner

*Primary Examiner* — Melody N Brown

(74) *Attorney, Agent, or Firm* — Crowell & Moring LLP

(57) **CLAIM**

The ornamental design for a radiator grille for a vehicle, as shown and described.

**DESCRIPTION**

This application contains subject matter related to the following co-pending U.S. design patent application:

Application Ser. No. 29/646,403, filed herewith and entitled "Vehicle, Toy, and/or Replicas Thereof".

FIG. 1 is a front view of a radiator grille for a vehicle according to the design;

FIG. 2 is a left side perspective view thereof;

FIG. 3 is a right side perspective view thereof;

FIG. 4 is a right side view thereof;


FIG. 5 is a left side view thereof;

FIG. 6 is a top view thereof;

FIG. 7 is a bottom view thereof; and,

FIG. 8 is a rear view thereof.

**1 Claim, 8 Drawing Sheets**






Fig. 1



Fig. 2




Fig. 3




Fig. 4




Fig. 5




Fig. 6




Fig. 7






Fig. 8