



US00D873713S

(12) **United States Design Patent** (10) **Patent No.:** **US D873,713 S**
Al Attar (45) **Date of Patent:** **** Jan. 28, 2020**

(54) **AUTOMOBILE**
(71) Applicant: **Majid Al Attar**, Dubai (AE)
(72) Inventor: **Majid Al Attar**, Dubai (AE)
(73) Assignee: **Majid Al Attar**, Dubai (AE)
(**) Term: **15 Years**
(21) Appl. No.: **29/636,883**
(22) Filed: **Feb. 12, 2018**
(51) **LOC (12) Cl.** **12-08**
(52) **U.S. Cl.**
USPC **D12/88**
(58) **Field of Classification Search**
USPC D12/86, 90-92, 88; D21/424, 433, 434,
D21/533; 296/181.1-181.5, 183.1
CPC B62D 25/00; B62D 25/06; B62D 33/00;
B62D 35/00
See application file for complete search history.

D552,507 S 10/2007 Hammick
D552,513 S * 10/2007 Castriota D12/164
D624,456 S 9/2010 Loeb
D743,844 S 11/2015 Khoroushi
D760,119 S 6/2016 Leyrikh
D760,120 S 6/2016 Leyrikh
D790,397 S 6/2017 Khoroushi
D791,018 S * 7/2017 Mylenek et al. D12/91
D803,725 S 11/2017 Suzuki
D815,986 S 4/2018 Zhang et al.
D817,814 S * 5/2018 Nurnberger et al. D12/91
D826,090 S * 8/2018 Jin D12/91
2008/0017426 A1 1/2008 Walters et al.
2014/0260935 A1 9/2014 Kocher, Jr. et al.
2018/0058821 A1 3/2018 Kwiatkowski et al.

* cited by examiner

Primary Examiner — Melody N Brown
(74) *Attorney, Agent, or Firm* — Sprinkle IP Law Group

(57) **CLAIM**

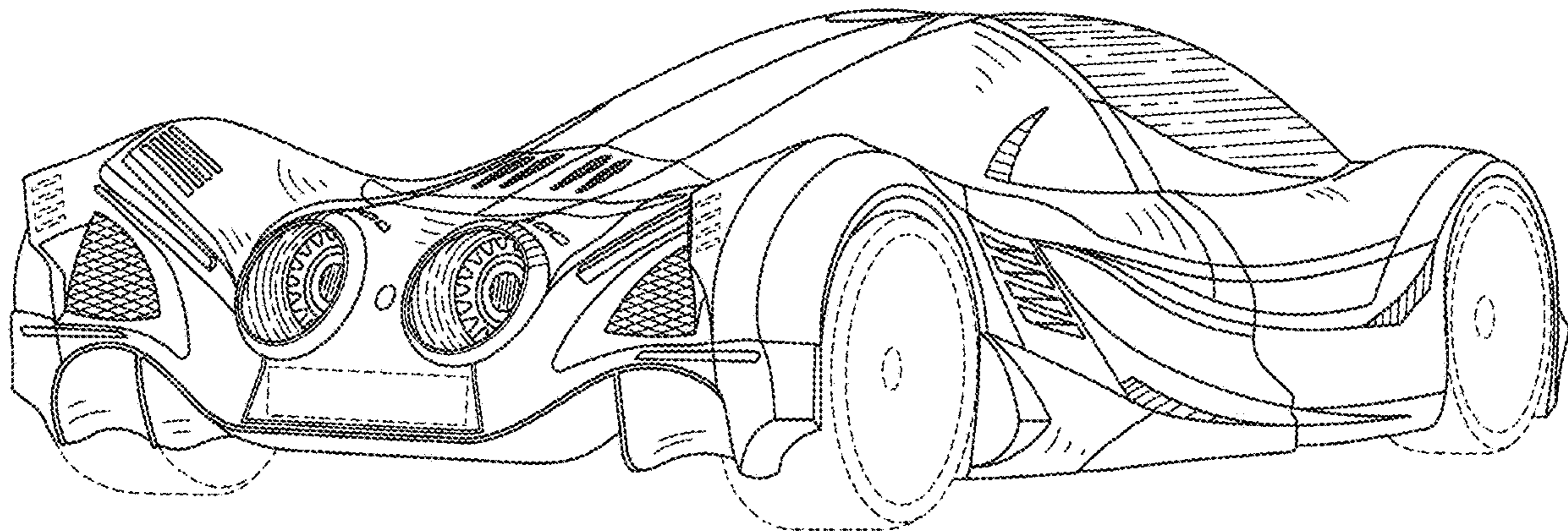
The ornamental design for an automobile, as shown and described.

DESCRIPTION

FIG. 1 is a rear perspective view of an automobile showing my new design;
FIG. 2 is a front view thereof; and
FIG. 3 is a rear view thereof; and,
FIG. 4 is a side view thereof.
The broken lines in the drawings illustrate portions of the automobile that form no part of the claimed design.

1 Claim, 4 Drawing Sheets

(56) **References Cited**
U.S. PATENT DOCUMENTS
D256,225 S 8/1980 Bauer
D270,526 S 9/1983 Legueu
D282,729 S * 2/1986 Lunn D12/164
D398,882 S * 9/1998 Powell D12/164
D526,246 S 8/2006 LeBlanc, Sr. et al.
D527,689 S 9/2006 LeBlanc, Sr. et al.
D548,647 S 8/2007 Green, Jr. et al.



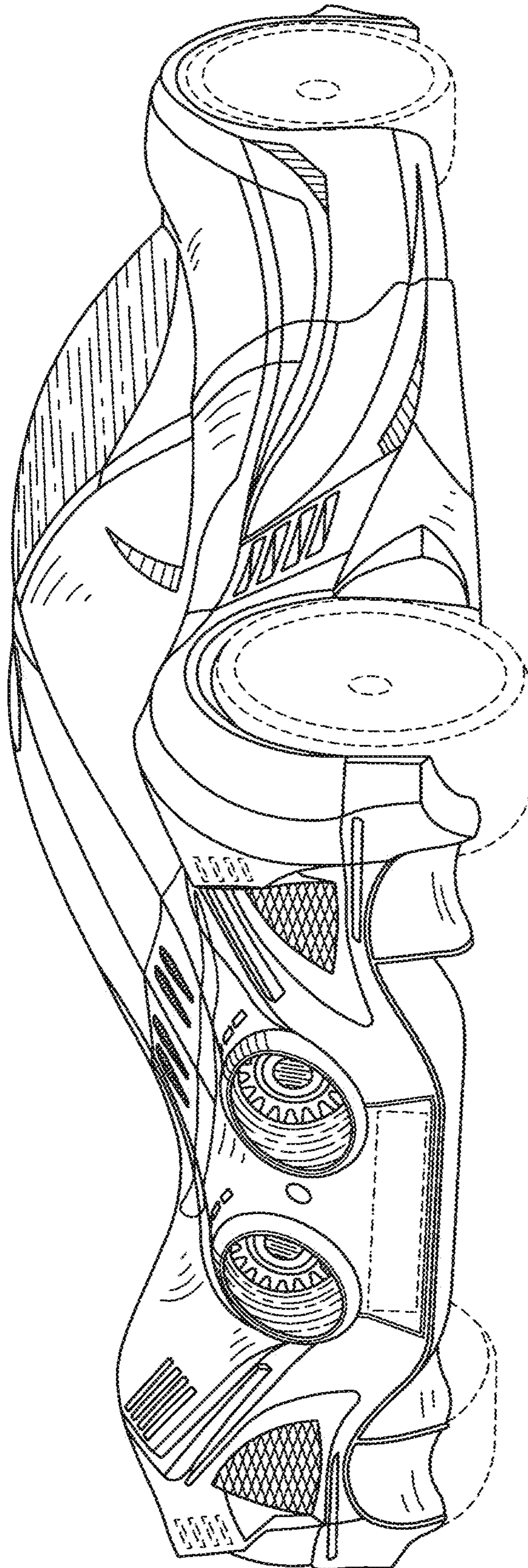


FIG. 1

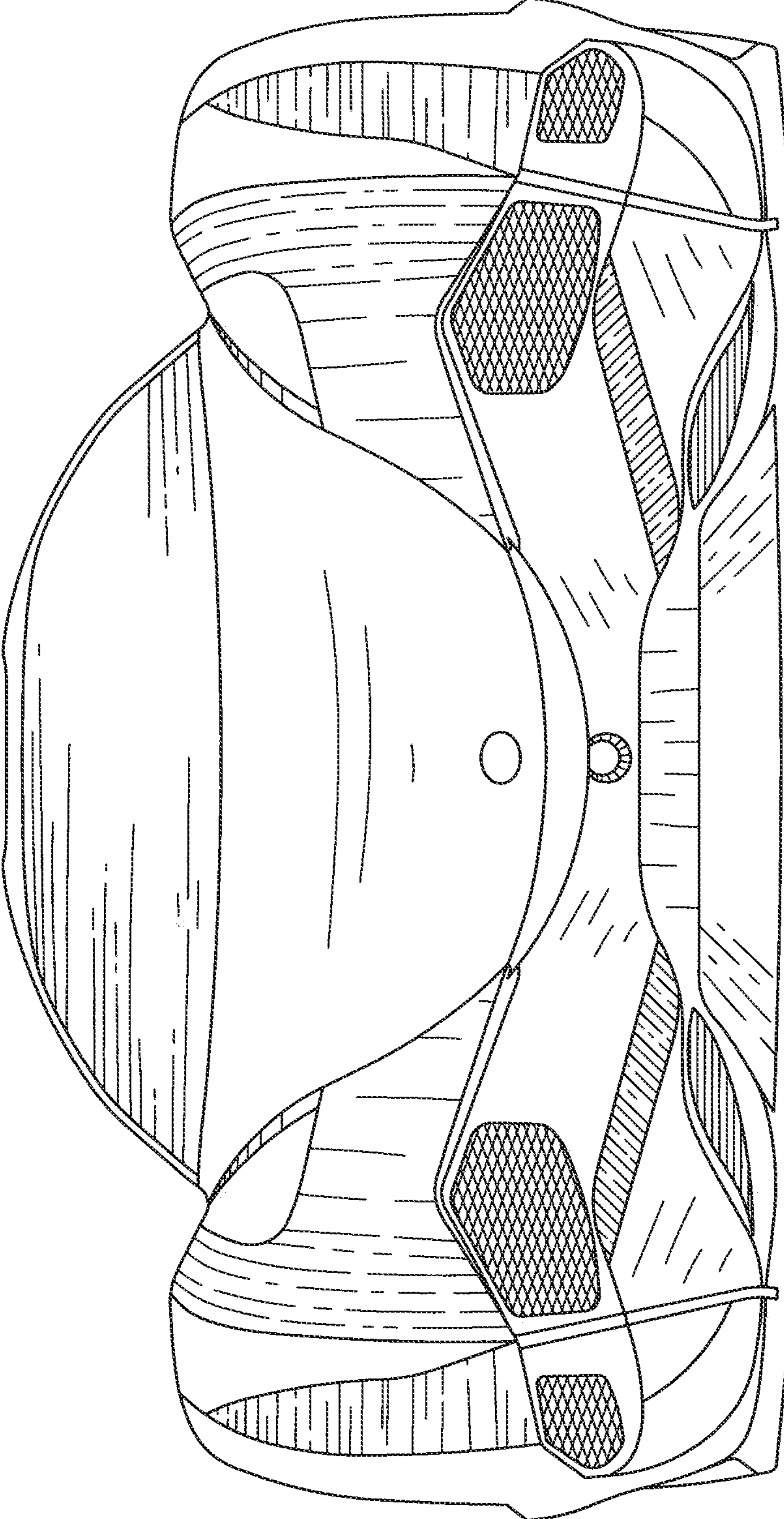


FIG. 2

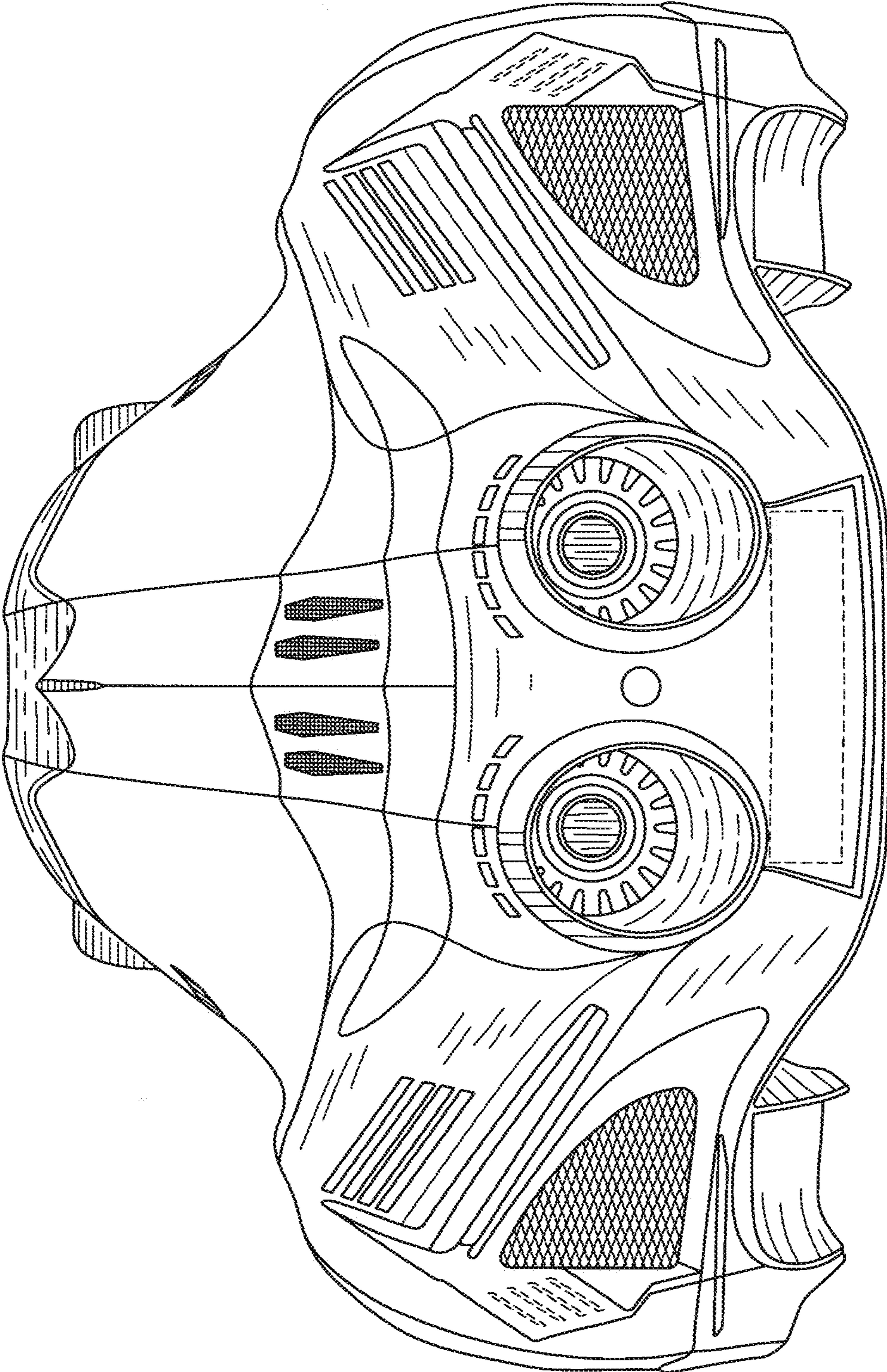


FIG. 3

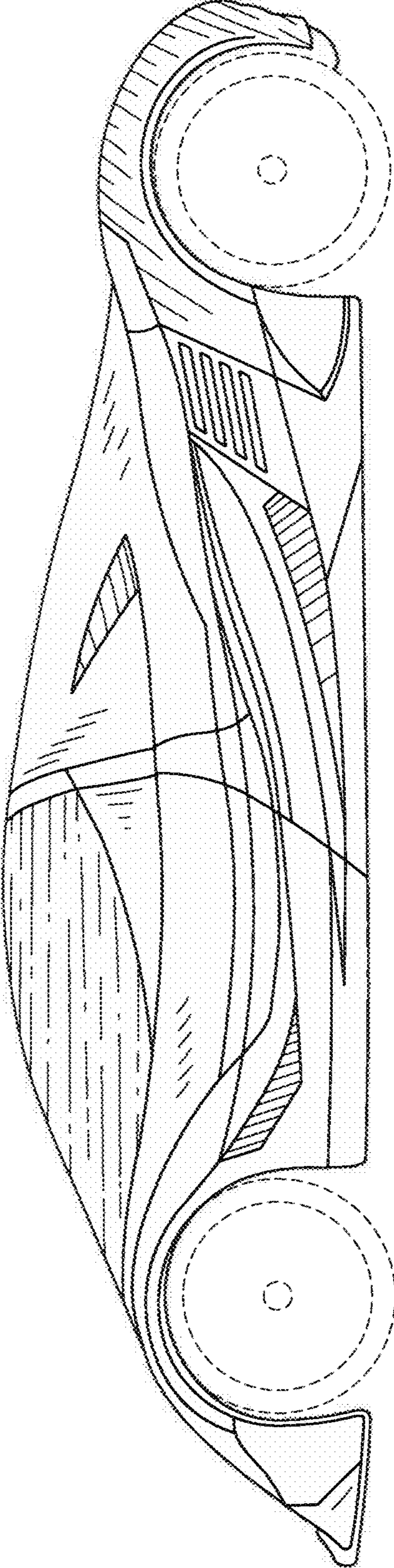


FIG. 4