



US00D873697S

(12) **United States Design Patent**
Qin

(10) **Patent No.:** **US D873,697 S**

(45) **Date of Patent:** **** Jan. 28, 2020**

- (54) **NECKLACE**
- (71) Applicant: **ACE LIGHT & ELECTRONIC TECH(NINGBO) CO., LTD.**, Ningbo, Zhejiang Province (CN)
- (72) Inventor: **Yanbei Qin**, Ningbo (CN)
- (73) Assignee: **ACE LIGHT & ELECTRONIC TECH(NINGBO) CO., LTD.**, Ningbo (CN)
- (**) Term: **15 Years**
- (21) Appl. No.: **29/604,692**
- (22) Filed: **May 19, 2017**
- (51) **LOC (12) Cl.** **11-01**
- (52) **U.S. Cl.**
USPC **D11/11**
- (58) **Field of Classification Search**
USPC D11/1-23; D26/39
CPC A44C 1/00; A44C 5/00; A44C 5/0007; A44C 5/0015; A44C 5/0023; A44C 5/003; A44C 5/0038; A44C 5/0046; A44C 5/0053; A44C 5/0061; A44C 5/0069; A44C 5/0076; A44C 5/0084; A44C 5/0092; A44C 15/00; A44C 15/0015; A44C 15/0045; A44C 15/005; A44C 15/0055
See application file for complete search history.

- (56) **References Cited**
U.S. PATENT DOCUMENTS
D123,719 S * 11/1940 Ungar D11/12
D196,933 S * 11/1963 Belin D11/3
4,894,757 A * 1/1990 Frusha A44C 15/0015
63/3
D358,562 S * 5/1995 Bulgari D11/3
D517,443 S * 3/2006 Dennis D11/14
D519,873 S * 5/2006 Rheaume D11/8

- D556,621 S * 12/2007 Allin D11/17
- D576,066 S * 9/2008 Barrickman D11/8
- D638,325 S * 5/2011 Murray D11/3
- D638,326 S * 5/2011 Murray D11/3
- D644,953 S * 9/2011 Favre D11/3
- D649,491 S * 11/2011 Miceli D11/3
- D706,160 S * 6/2014 Pugnet D11/13
- D780,002 S * 2/2017 Verdeille D11/6
- D817,212 S * 5/2018 Qin D11/6
- D817,213 S * 5/2018 Qin D11/6
- D819,480 S * 6/2018 Qin D11/6
- D820,142 S * 6/2018 Qin D11/6
- D828,774 S * 9/2018 Qin D11/11
- D828,775 S * 9/2018 Qin D11/11
- D828,776 S * 9/2018 Qin D11/11
- D828,777 S * 9/2018 Qin D11/11
- D838,620 S * 1/2019 Qin D11/11
- D838,621 S * 1/2019 Qin D11/11
- D842,158 S * 3/2019 Qin D11/11
- D842,159 S * 3/2019 Qin D11/11

(Continued)

Primary Examiner — Cynthia Ramirez
Assistant Examiner — L. Martinez
(74) *Attorney, Agent, or Firm* — NK Patent Law


(57) **CLAIM**

The ornamental design for a necklace, as shown and described.

DESCRIPTION

FIG. 1 is a perspective view of a necklace showing my new design;
FIG. 2 is a front view thereof;
FIG. 3 is a rear view thereof;
FIG. 4 is a left side view thereof;
FIG. 5 is a top view thereof;
FIG. 6 is a bottom view thereof; and,
FIG. 7 is an enlarged front view of the encircled portion in FIG. 1.
The broken lines in the figures illustrating portions of the necklace form no part of the claimed design.

1 Claim, 7 Drawing Sheets



(56)

References Cited

U.S. PATENT DOCUMENTS

D842,160	S *	3/2019	Qin	D11/11
D842,747	S *	3/2019	Qin	D11/11
D842,748	S *	3/2019	Qin	D11/11
D842,749	S *	3/2019	Qin	D11/11
D842,750	S *	3/2019	Qin	D11/11
2006/0044788	A1 *	3/2006	Damrau	A44C 15/0015 362/104
2006/0174649	A1 *	8/2006	Azrielant	A44C 15/001 63/14.1
2015/0216271	A1 *	8/2015	Mueller	A44C 15/005 29/896.411
2019/0069649	A1 *	3/2019	Qin	A44C 15/0015

* cited by examiner

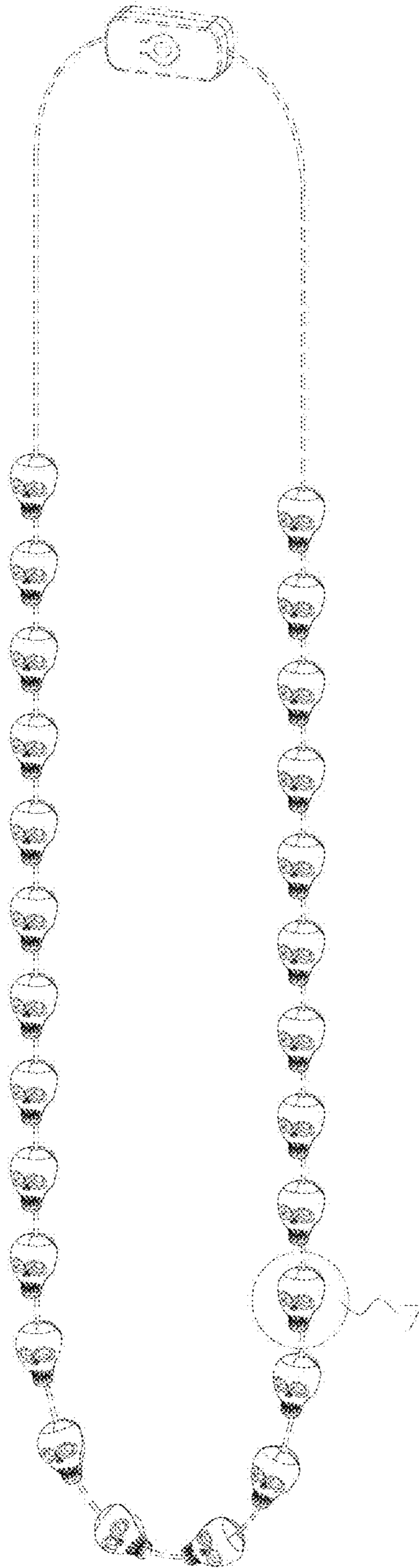


FIG. 1

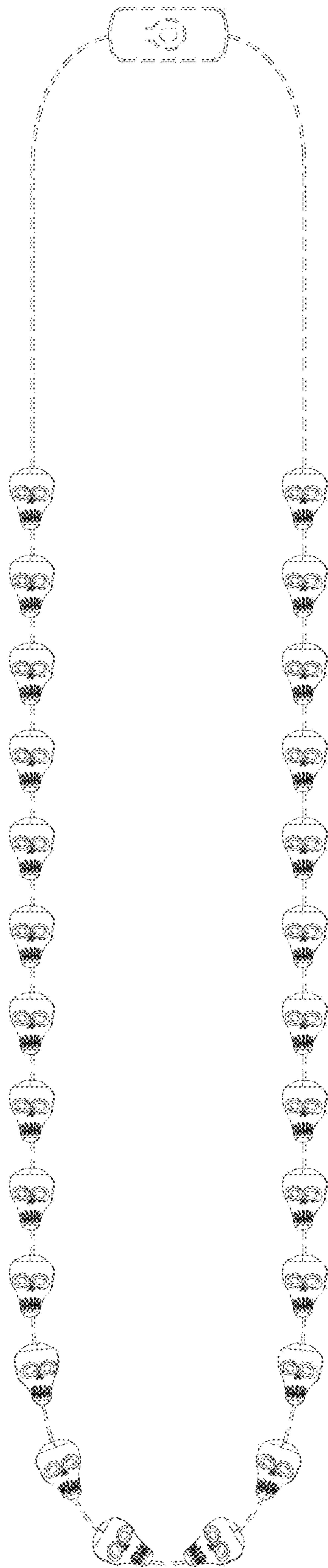


FIG. 2

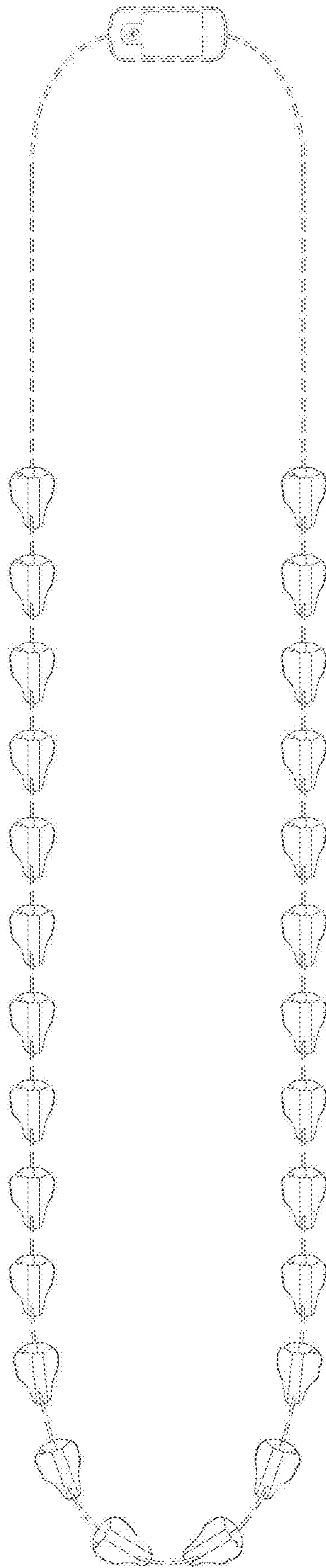


FIG. 3



FIG. 4




FIG. 5



FIG. 6

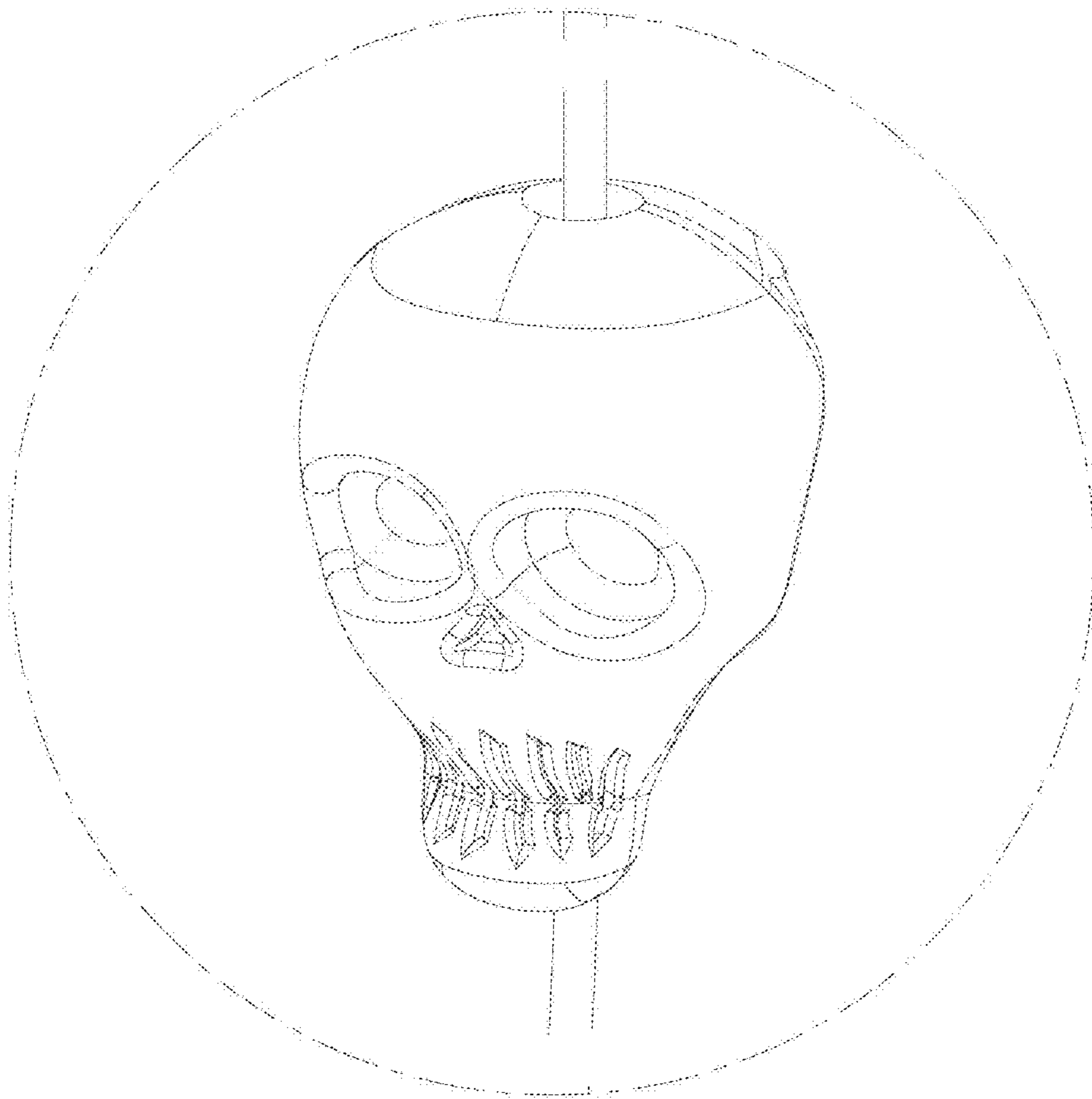


FIG. 7