



US00D873695S

(12) **United States Design Patent** (10) **Patent No.:** **US D873,695 S**
Chen (45) **Date of Patent:** **** Jan. 28, 2020**

(54) **WATCH CHAIN WITH WATCH FRAME**
(71) Applicant: **Shenzhen ZhengLiXin Precision Hardware Co., Ltd, Shenzhen (CN)**
(72) Inventor: **Jiatao Chen, Yunfu (CN)**
(73) Assignee: **SHENZHEN ZHENGLIXIN PRECISION HARDWARE CO., LTD, Shenzhen (CN)**
(**) Term: **15 Years**
(21) Appl. No.: **29/610,498**
(22) Filed: **Jul. 13, 2017**
(51) **LOC (12) Cl.** **11-01**
(52) **U.S. Cl.**
USPC **D11/3**
(58) **Field of Classification Search**
USPC D10/31, 32, 38, 39, 46, 70; D11/1-25, D11/86, 87; D14/344
CPC A44C 5/12; A44C 5/14; A44C 5/18; A44C 5/0053; A44C 5/0069; A44C 5/0076; A44C 5/00; A44C 5/0007; A44C 5/0015; A44C 5/0023; A44C 5/003; A44C 5/0061; A44C 5/147; A44C 5/185; A44C 5/2047; A44C 5/2052; G04B 37/00; G04B 37/1486; A44B 11/006; A44B 11/24
See application file for complete search history.

(56) **References Cited**
U.S. PATENT DOCUMENTS
1,962,037 A * 6/1934 Schofer A44C 5/102 59/80
2,434,383 A * 1/1948 Benjamin A44C 5/0061 269/52
D161,189 S * 12/1950 Knibb D11/20
D343,584 S * 1/1994 Olmes D10/32
D737,158 S * 8/2015 Akana D10/32
D746,707 S * 1/2016 Akana D10/39
D749,009 S * 2/2016 Akana D11/94
D752,044 S * 3/2016 Akana D14/344

D784,831 S * 4/2017 Akana D10/38
D786,879 S * 5/2017 Kim D14/440
2015/0164189 A1* 6/2015 Wilson A44C 5/14 224/164

FOREIGN PATENT DOCUMENTS

CN RGN-304820858 * 9/2018

OTHER PUBLICATIONS

Tineye reference (available online Aug. 15, 2017) Retrieved from the internet Apr. 4, 2019 from URL: https://www.tineye.com/search/21373c82fed3568a73f3c6c568cef114243beae8/?sort=crawl_date&order=ascT.*

BMBEAR Compatible with Watch Band (available online Retrieved from the internet Apr. 4, 2019 from URL: <https://www.amazon.com/BMBEAR-Compatible-Stainless-Protective-Replacement/dp/B0783B7W6G>.*

* cited by examiner

Primary Examiner — Kevin K Rudzinski
Assistant Examiner — Richard Kearney
(74) *Attorney, Agent, or Firm* — Gokalp Bayramoglu


(57) **CLAIM**

The ornamental design for a watch chain with watch frame, as shown and described.

DESCRIPTION

FIG. 1 is a right side view of the watch chain with watch frame showing my new design;
FIG. 2 is a front view thereof;
FIG. 3 is a left side view thereof;
FIG. 4 is a back view thereof;
FIG. 5 is a bottom view thereof;
FIG. 6 is a top view thereof;
FIG. 7 is an enlarged detailed view of the indicated area “7” in FIG. 2; and,
FIG. 8 is an enlarged detailed view of the indicated area “8” in FIG. 1.

1 Claim, 8 Drawing Sheets






FIG. 1

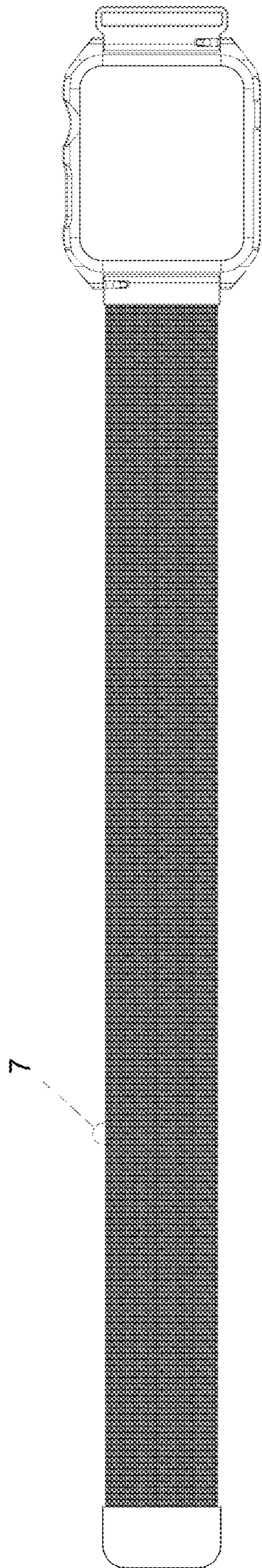


FIG. 2




FIG. 3

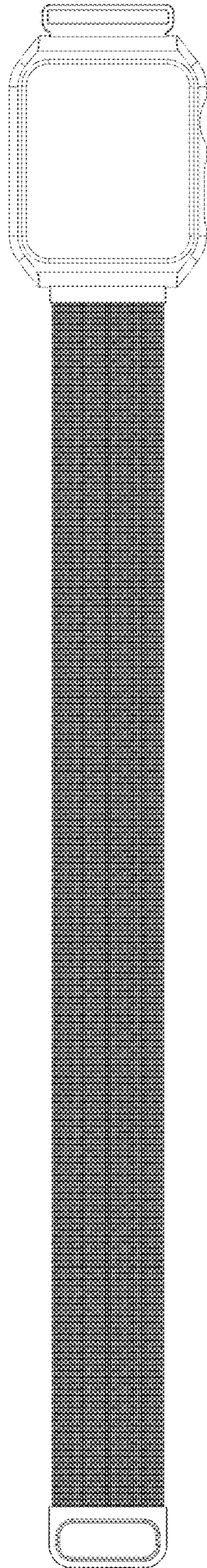


FIG. 4

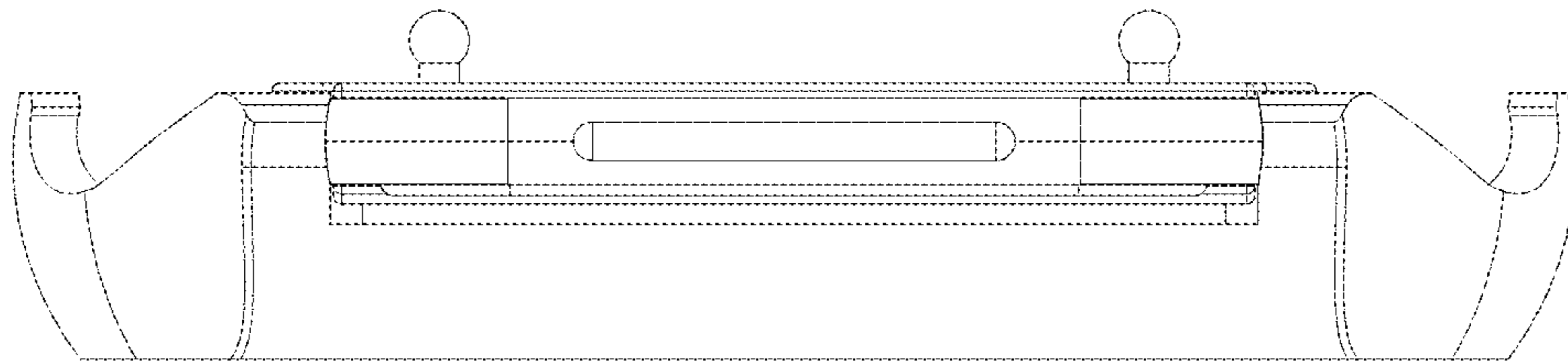


FIG. 5




FIG. 6

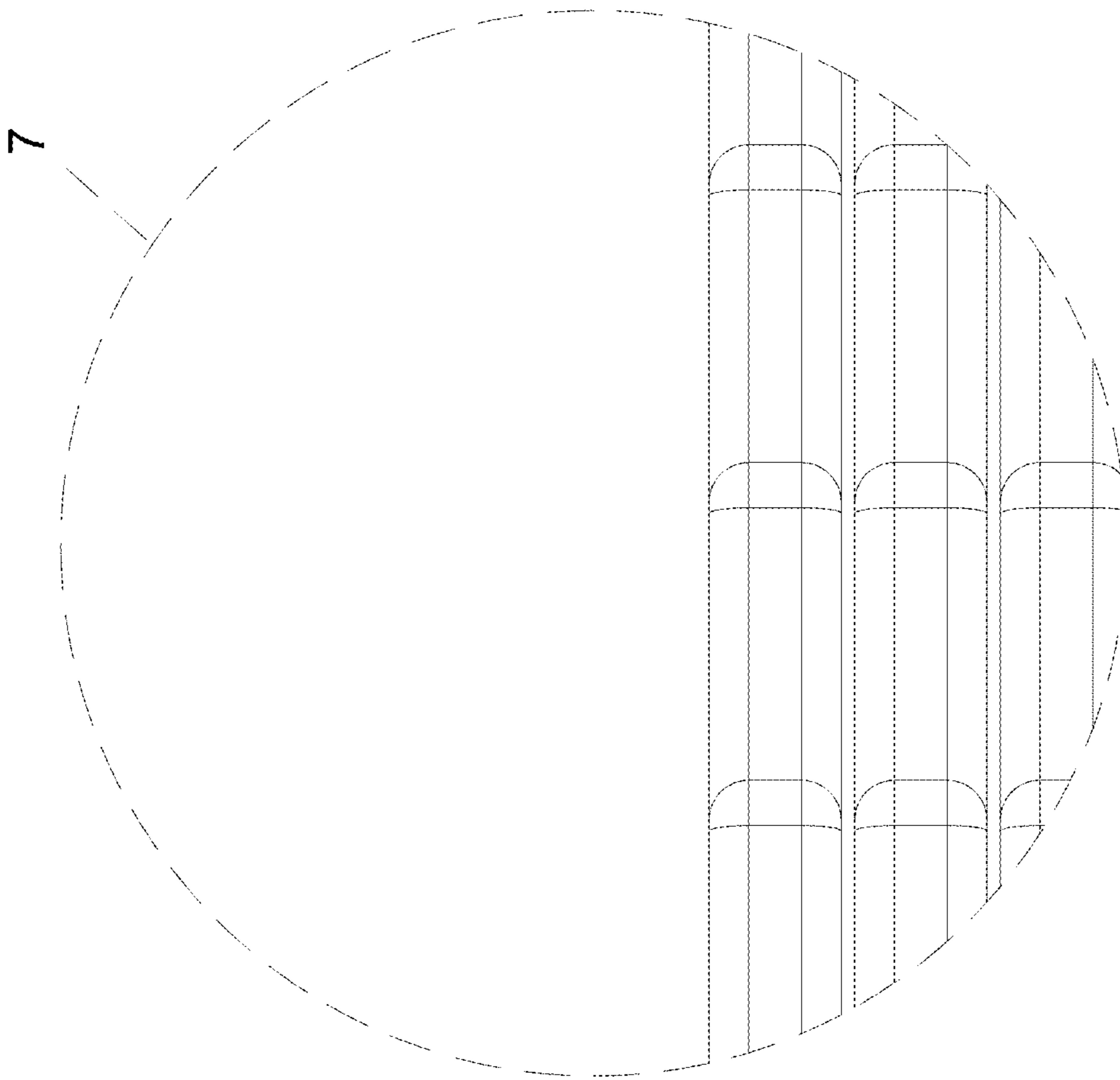


FIG. 7

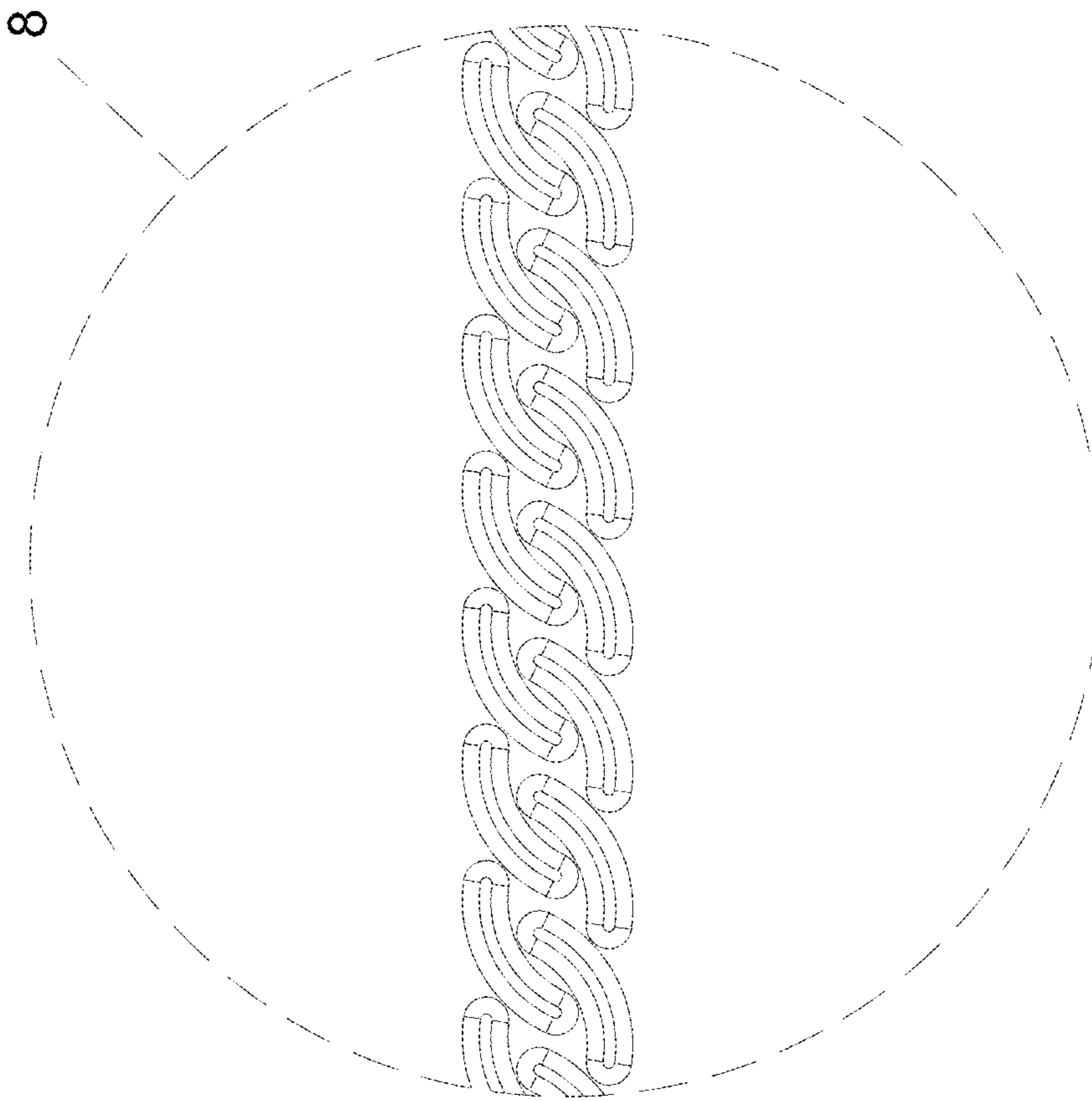


FIG. 8