



US00D873694S

(12) **United States Design Patent**
Lowe

(10) **Patent No.:** **US D873,694 S**

(45) **Date of Patent:** **** Jan. 28, 2020**

(54) **JEWELRY PIECE**

(71) Applicant: **Kathlyn M Lowe**, New Century, KS
(US)

(72) Inventor: **Kathlyn M Lowe**, New Century, KS
(US)

(73) Assignee: **Diligence, Inc.**, New Century, KS (US)

(**) Term: **15 Years**

(21) Appl. No.: **29/623,984**

(22) Filed: **Oct. 28, 2017**

(51) **LOC (12) Cl.** **11-01**

(52) **U.S. Cl.**
USPC **D11/1**

(58) **Field of Classification Search**
USPC D2/500, 501, 507, 508; D11/1-25, 40,
D11/41, 43-46, 48, 69, 77, 78, 79, 80,
D11/81, 86, 87, 93, 97, 98, 201-203, 208,
D11/209, 211, 218, 219; D21/459
CPC .. A44C 3/008; A44C 5/00; A44C 5/02; A44C
5/025; A44C 5/027; A44C 5/0007; A44C
5/0053; A44C 5/0076; A44C 5/2028;
A44C 5/102; A44C 5/105; A44C 5/12;
A44C 5/14; A44C 5/18; A44C 17/02;
A44C 17/0216; A44C 17/0258; A44C
17/0266; A44C 25/00; A44C 25/007
See application file for complete search history.

(56) **References Cited**

U.S. PATENT DOCUMENTS

1,972,128 A * 9/1934 Bobbroff A44C 9/0015
63/15
D122,221 S * 8/1940 Philippe D11/74
D143,562 S * 1/1946 Speck D11/76
D170,813 S * 11/1953 Katz D11/76
D173,355 S * 11/1954 Katz D11/76
2,724,235 A * 11/1955 Kurt G04C 5/005
368/126

D177,846 S * 5/1956 Katz D11/78
D188,766 S * 9/1960 Read D11/93
D357,335 S * 4/1995 Cathcart D28/41
D392,919 S * 3/1998 Butler D11/202
D433,648 S * 11/2000 Wong D11/108
D520,900 S * 5/2006 Nelson D11/79

(Continued)

OTHER PUBLICATIONS

Six Ring Scarf Tie (available online) Retrieved from the internet
Nov. 21, 2019 from URL: https://cdn.shopify.com/s/files/1/0882/6874/products/H03424-4_800x.jpg?v=1568731720.*

(Continued)

Primary Examiner — Kevin K Rudzinski

Assistant Examiner — Richard Kearney

(74) *Attorney, Agent, or Firm* — David E Herron, II

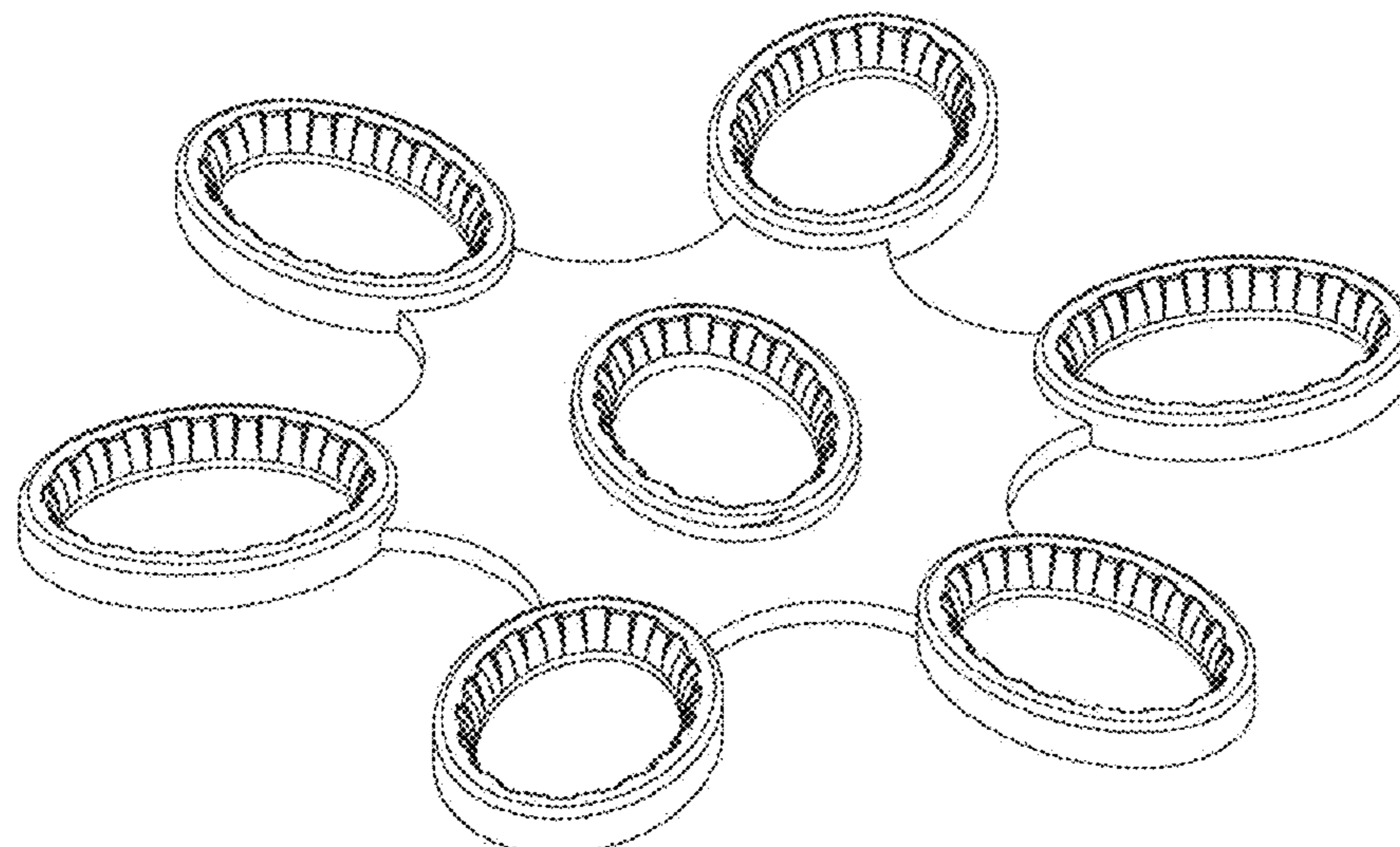
(57) **CLAIM**

The ornamental design for a jewelry piece, as shown and described.

DESCRIPTION

FIG. 1 is a top plan view showing a jewelry piece bearing my design.
FIG. 2 is a bottom plan view thereof.
FIG. 3 is a top perspective view thereof.
FIG. 4 is a side elevational view thereof.
FIG. 5 presents a first top plan view of the ornamental design for a jewelry piece, shown in use.
FIG. 6 presents a second top plan view of the ornamental design for a jewelry piece, shown in use.
FIG. 7 presents a third top plan view of the ornamental design for a jewelry piece, shown in use; and,
FIG. 8 presents a fourth top plan view of the ornamental design for a jewelry piece, shown in use.
The broken lines shown in the drawings illustrate environmental subject matter and form no part of the claimed design.

1 Claim, 4 Drawing Sheets



(56)

References Cited

U.S. PATENT DOCUMENTS

D570,723	S	*	6/2008	Steshik	D11/79
D630,960	S	*	1/2011	Vogeli	D10/128
D635,482	S	*	4/2011	Lagnese	D11/60
D652,755	S	*	1/2012	Romero	D11/1
D653,991	S	*	2/2012	Sandberg	D11/1
D654,624	S	*	2/2012	Hsu	D28/41
D680,022	S	*	4/2013	Parvex	D11/34
D703,084	S	*	4/2014	Parvex	D11/1
D718,168	S	*	11/2014	Wempe	D11/1
D723,969	S	*	3/2015	Mortimer	D11/70
D734,198	S	*	7/2015	Greppi	D11/84
D748,526	S	*	2/2016	Behney	D11/81
D847,015	S	*	4/2019	Okumu	D11/202
2010/0043125	A1	*	2/2010	MacLean	A41F 1/00 2/336

OTHER PUBLICATIONS

Six_point_fidget_spinner. (available online) Retrieved from the internet Nov. 26, 2019 from URL: <https://i.pinimg.com/originals/94/1d/66/941d66ac63fc6744639ac2a6b9cee578.jpg>.*

6-Point Flower Fidget Spinner (available online) Retrieved from the internet Nov. 26, 2019 from URL: <https://www.partycity.com/6-point-flower-fidget-spinner-775924.html>.*

* cited by examiner

Fig. 1

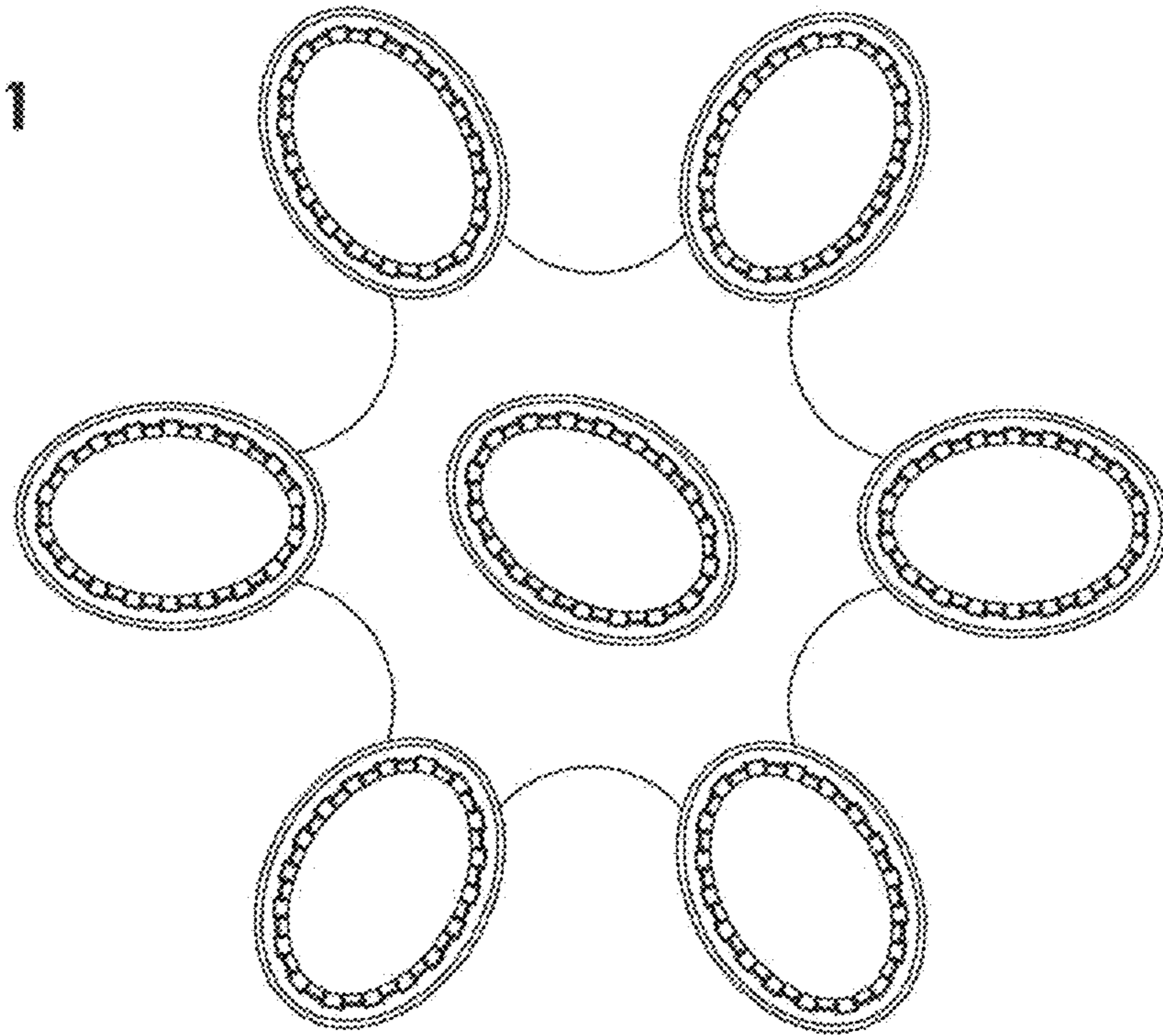


Fig. 2




Fig. 3

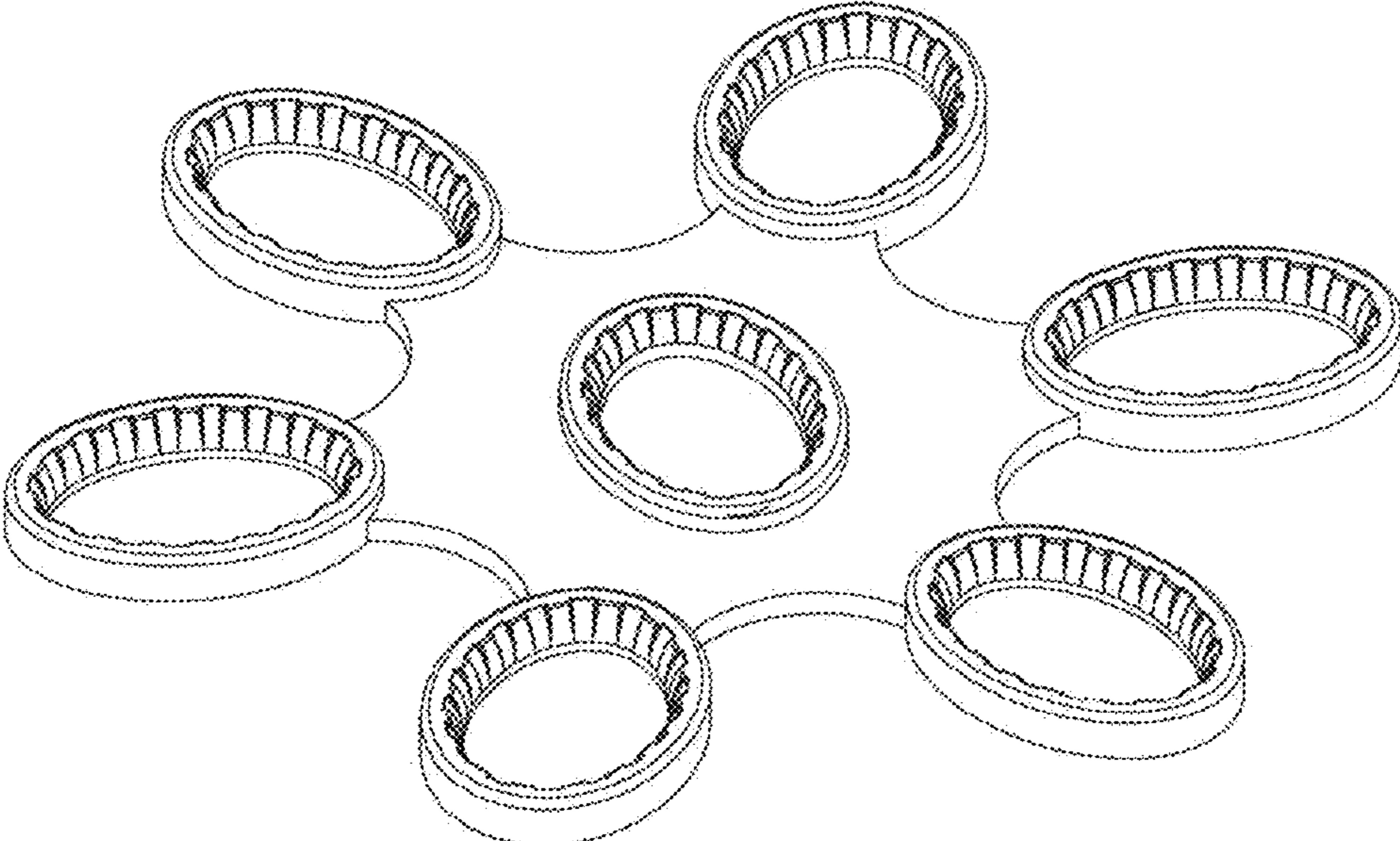



Fig. 4



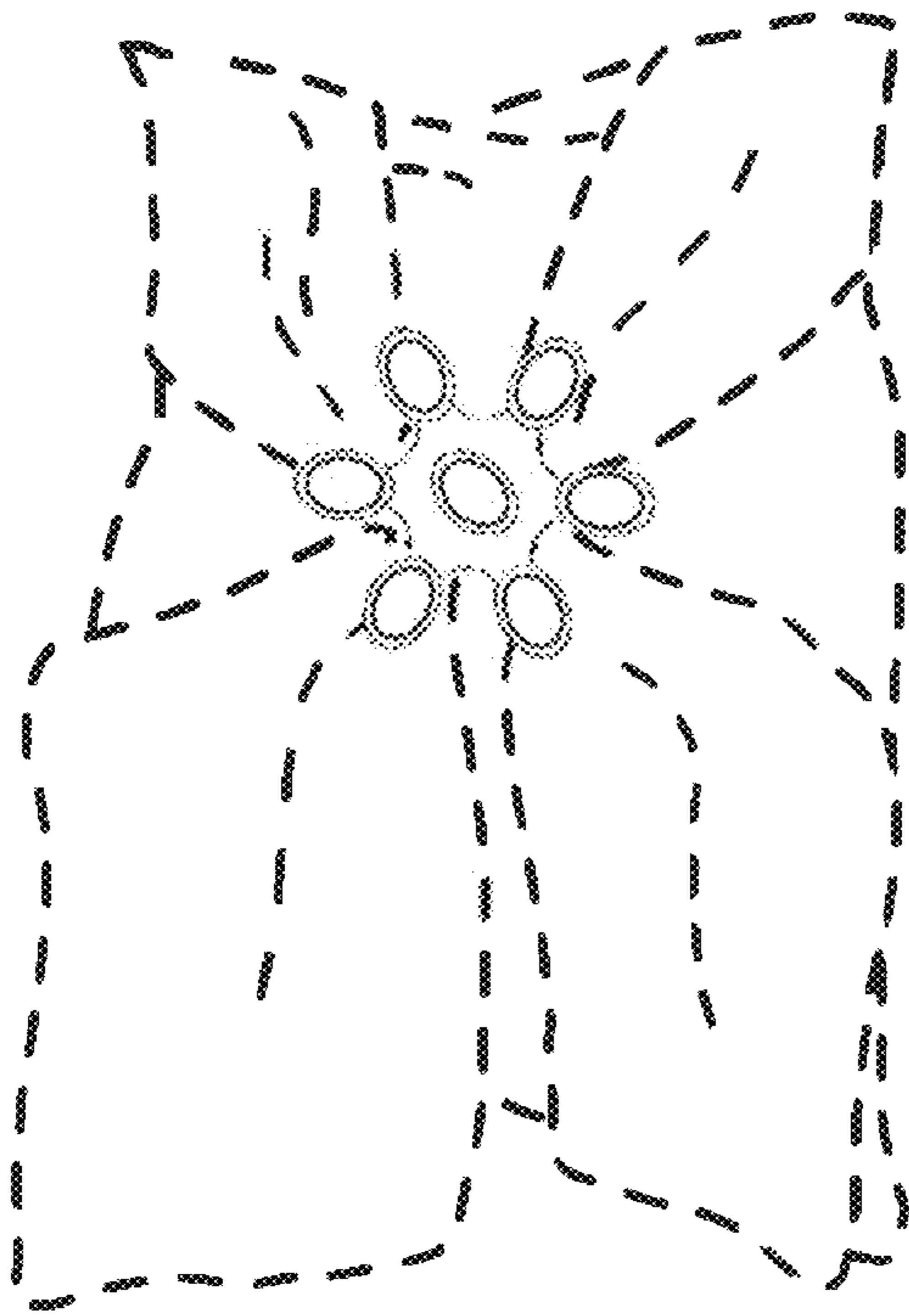


Fig. 5

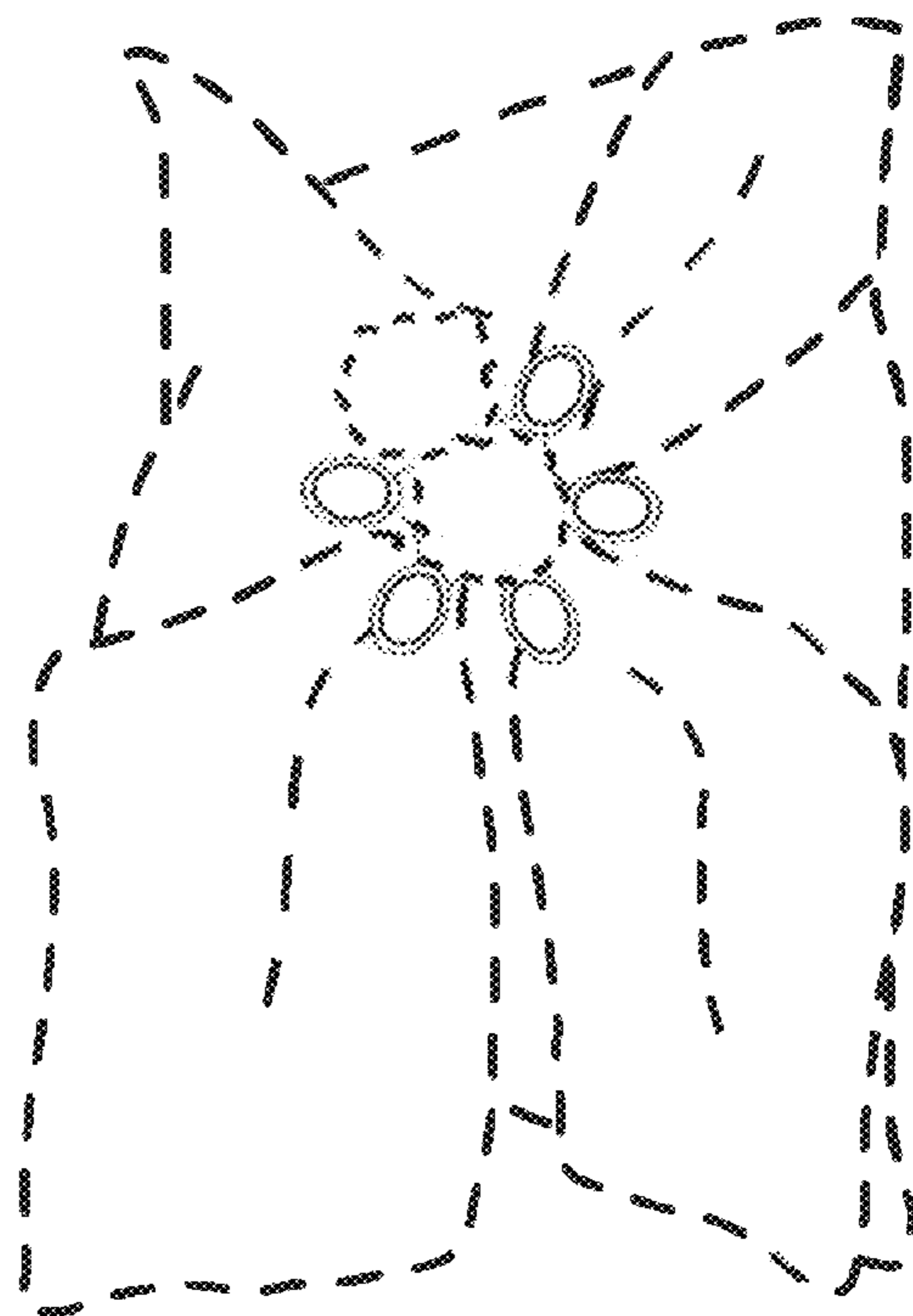
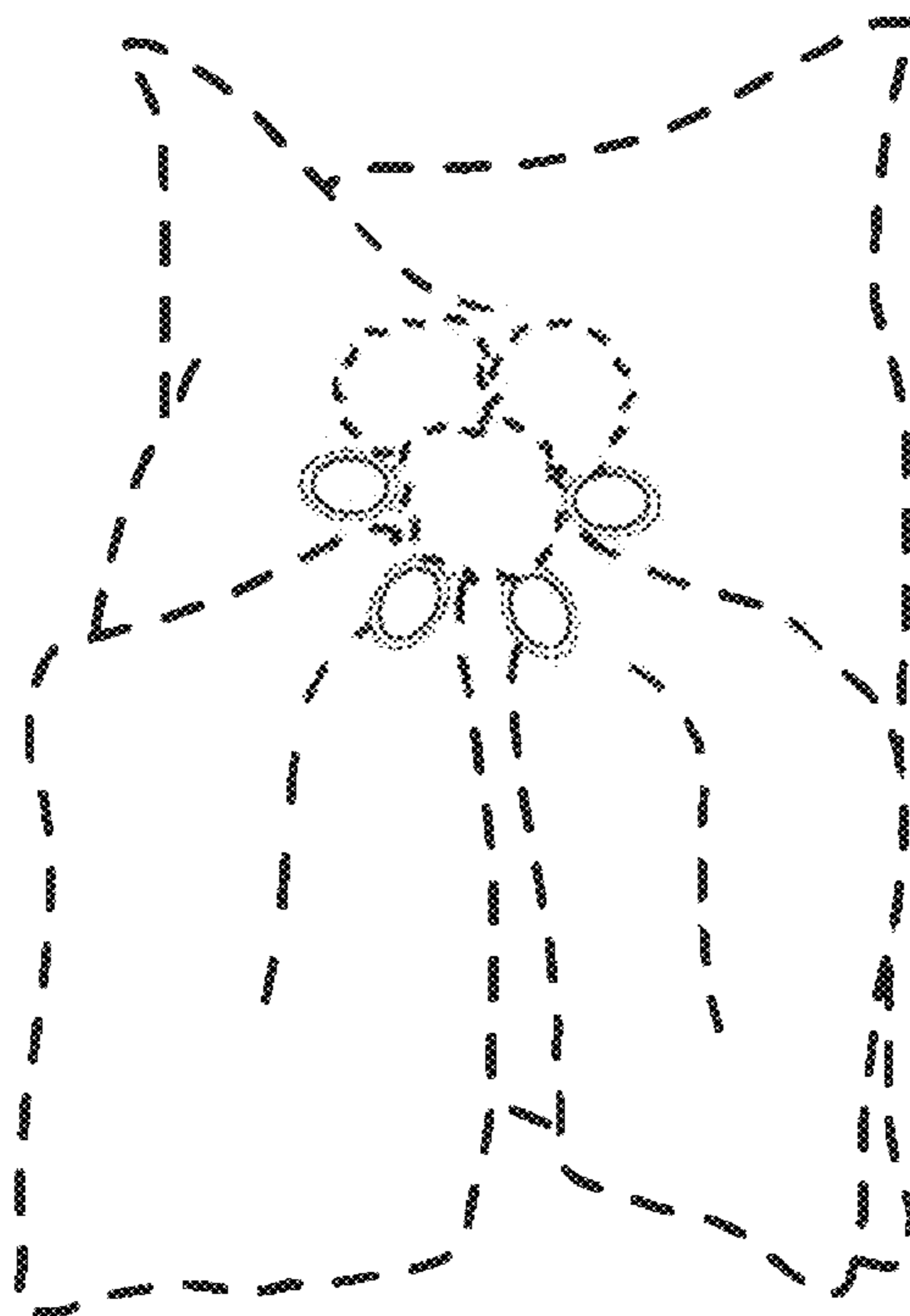


Fig. 6

Fig. 7



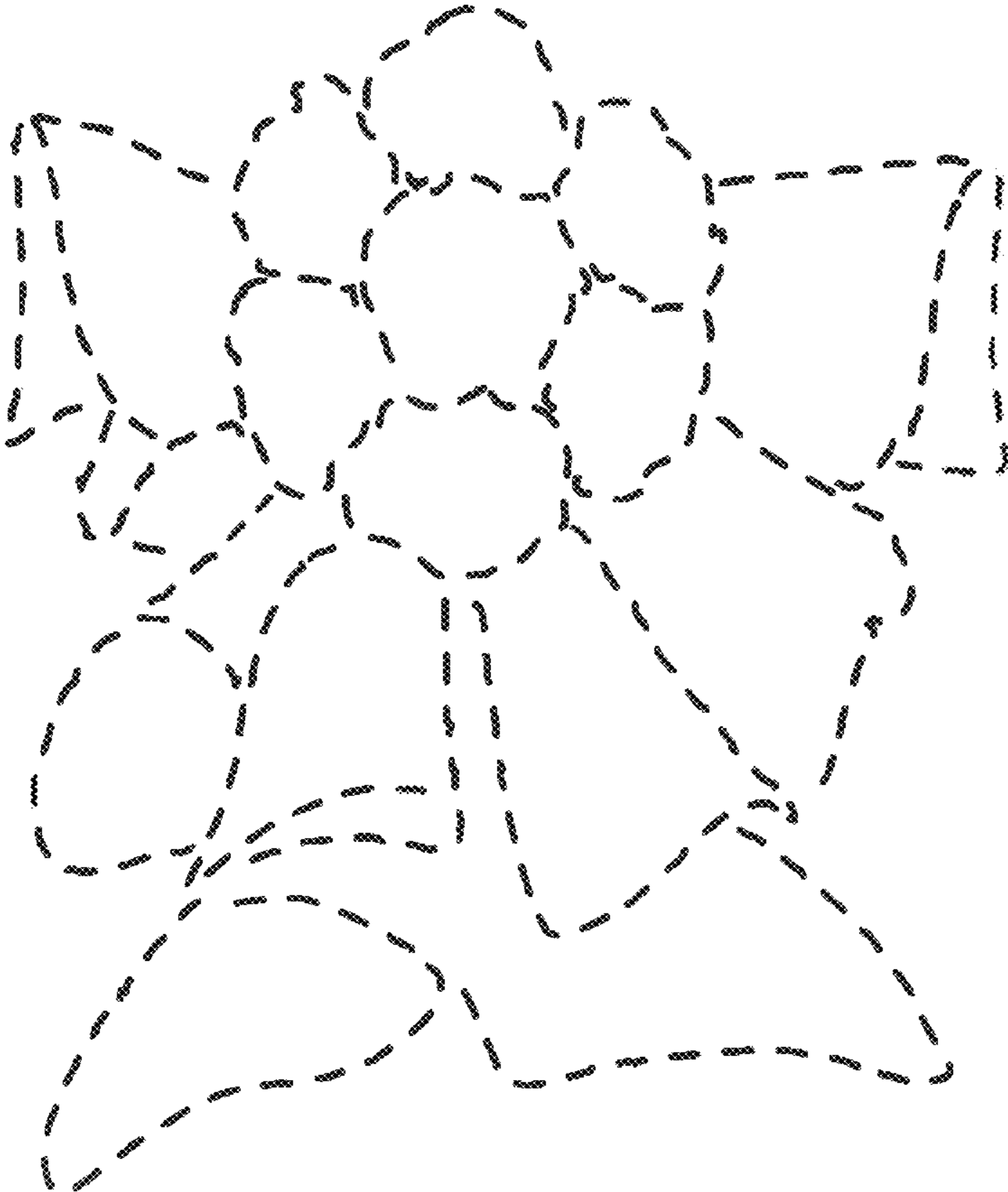


Fig. 8