



US00D873669S

(12) **United States Design Patent**
Mas

(10) **Patent No.:** **US D873,669 S**

(45) **Date of Patent:** **** Jan. 28, 2020**

(54) **BOTTLE**

(71) Applicant: **D PAUL MAS**, Pezenas (FR)

(72) Inventor: **Jean-Claude Mas**, Pezenas (FR)

(73) Assignee: **D PAUL MAS**, Pezenas (FR)

(**) Term: **15 Years**

(21) Appl. No.: **29/598,344**

(22) Filed: **Mar. 24, 2017**

(51) **LOC (12) Cl.** **09-01**

(52) **U.S. Cl.**
USPC **D9/545**; D9/546; D9/554

(58) **Field of Classification Search**
USPC D9/516, 544-546, 549, 553-554, 558,
D9/566-567, 715, 719; D7/300, 598
CPC B65D 1/00; B65D 1/02; B65D 1/0223;
B65D 23/00; B65D 81/00; B65D
2501/00; B65D 2501/0009
See application file for complete search history.

(56) **References Cited**

U.S. PATENT DOCUMENTS

D67,756 S	*	7/1925	James	D9/556
D102,264 S	*	12/1936	Englehardt	D9/542
D132,128 S	*	4/1942	Lundy	D9/500
D157,508 S	*	2/1950	Montenier	D9/554

D393,207 S	*	4/1998	Farlander	D9/537
D445,696 S	*	7/2001	Matauch	D9/551
D528,428 S	*	9/2006	Nozato	D9/550
D529,386 S	*	10/2006	Kamineni	D9/516
D540,681 S	*	4/2007	Nozato	D9/516
D723,931 S	*	3/2015	Mini	D9/500
D726,010 S	*	4/2015	Savkar	D9/500
D799,969 S	*	10/2017	Harris	D9/500

* cited by examiner

Primary Examiner — Dana Meyrow

(74) *Attorney, Agent, or Firm* — Egbert, McDaniel & Swartz, PLLC

(57) **CLAIM**

The ornamental design for a bottle, as shown and described.

DESCRIPTION

FIG. 1 is a perspective view of a bottle showing my new design.

FIG. 2 is a front view thereof;

FIG. 3 is a back side view thereof;

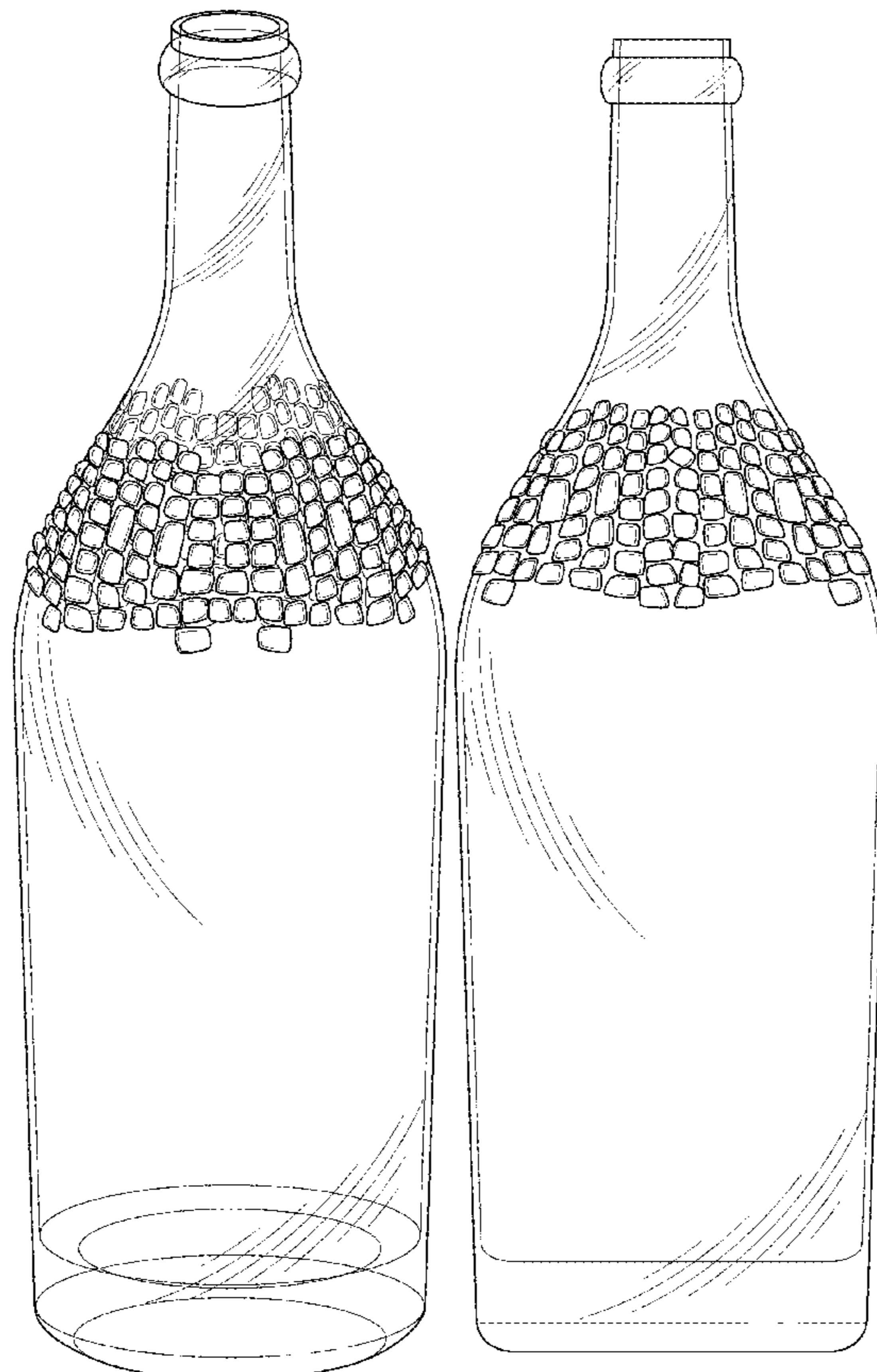
FIG. 4 is a right side view thereof;

FIG. 5 is a left side view thereof; and,

FIG. 6 is a bottom view thereof.

The oblique line shading of the bottle sidewall is to represent transparency. Though the sidewall of the bottle is transparent, the details of the opposing side of the bottle shoulder seen through the transparent material in FIGS. 2-6 have been omitted for ease of illustration.

1 Claim, 6 Drawing Sheets



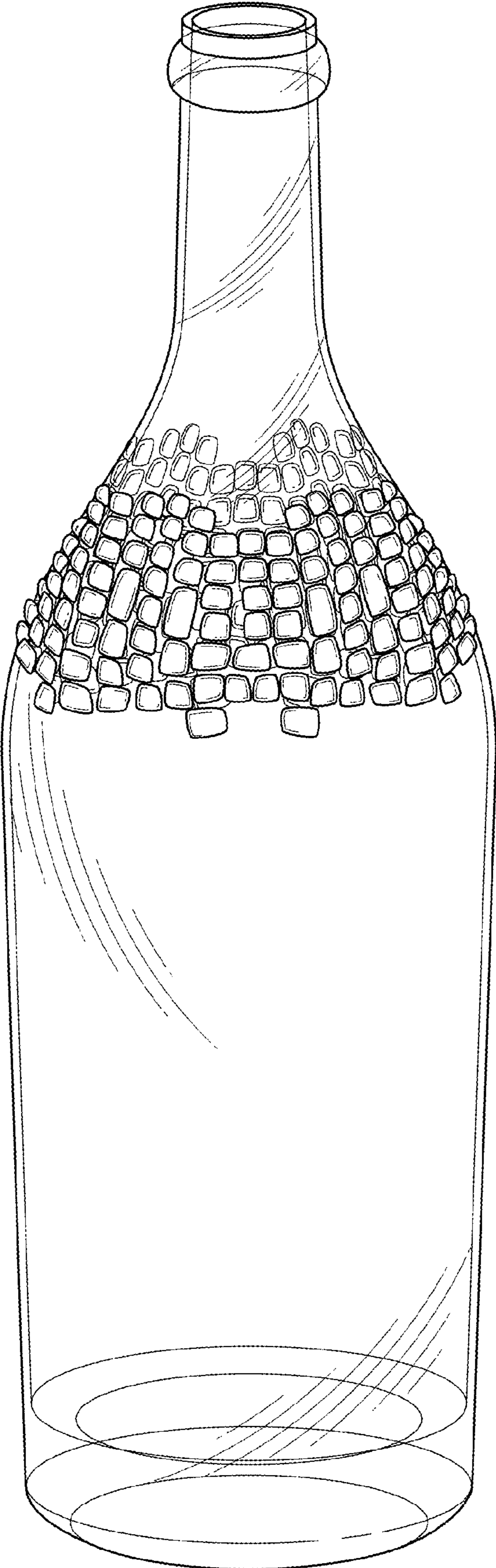


FIG. 1

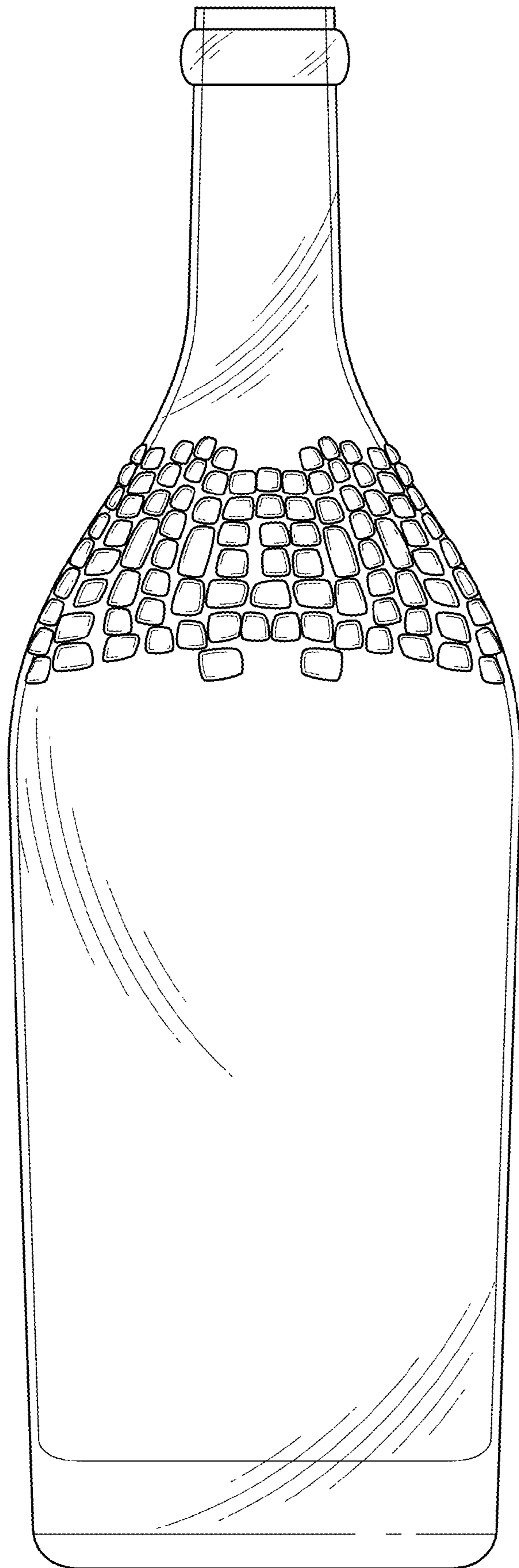


FIG. 2

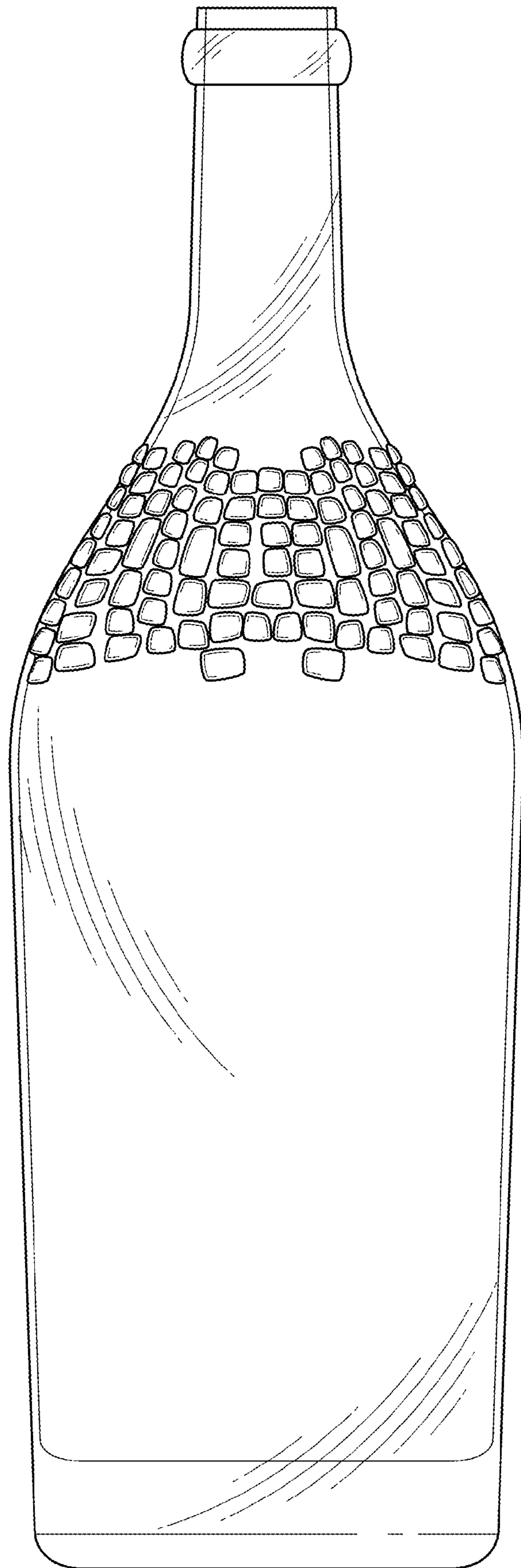


FIG. 3

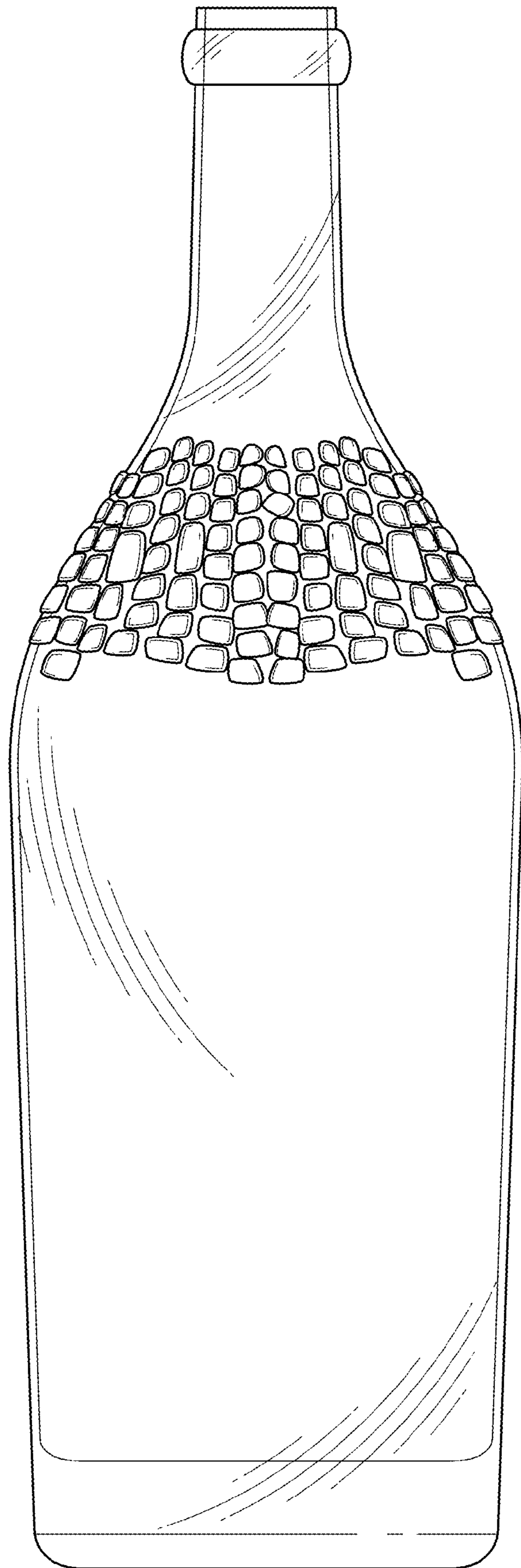


FIG. 4

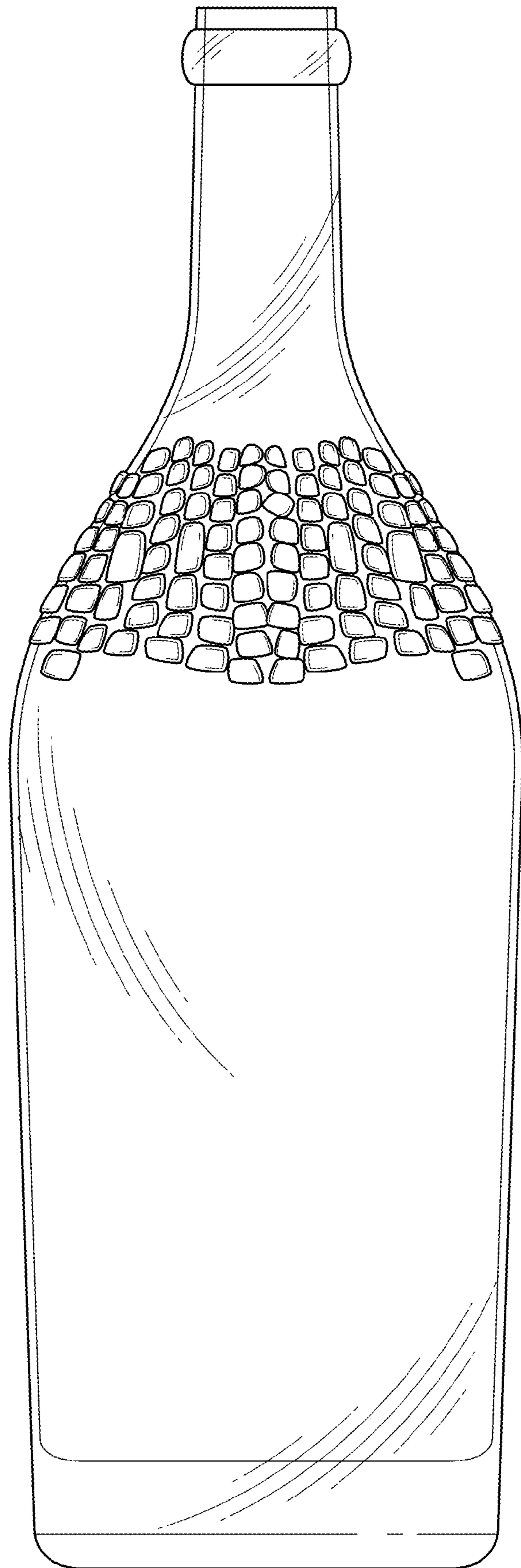


FIG. 5




FIG. 6