

US00D873655S

(12) **United States Design Patent** (10) **Patent No.:** **US D873,655 S**
Rosebrook (45) **Date of Patent:** **** Jan. 28, 2020**

(54) **COSMETIC PRODUCT PACKAGE HAVING A HANG TAB**

D615,874 S * 5/2010 Nagata D9/448
D681,444 S * 5/2013 Oja D9/418
D729,620 S * 5/2015 Christensen D9/415

(Continued)

(71) Applicant: **e.l.f. Cosmetics, Inc.**, Oakland, CA (US)

(72) Inventor: **Ashley Dahlen Rosebrook**, Bronxville, NY (US)

(73) Assignee: **e.l.f. Cosmetics, Inc.**, Oakland, CA (US)

(**) Term: **15 Years**

(21) Appl. No.: **29/660,541**

(22) Filed: **Aug. 21, 2018**

(51) **LOC (12) Cl.** **09-03**

(52) **U.S. Cl.**
USPC **D9/415**

(58) **Field of Classification Search**
USPC D9/414, 415, 416, 434, 435, 443, 444, D9/658, 722; D3/201, 203.1, 273, 294, D3/298, 299, 300, 304, 314; D19/1, 10
CPC .. B42D 15/045; B42D 15/022; B42D 15/027; B42D 15/042; A63H 3/18
See application file for complete search history.

(56) **References Cited**

U.S. PATENT DOCUMENTS

3,023,925 A * 3/1962 Sher B65D 39/14 220/786
D216,295 S * 12/1969 Alexander D9/415
4,201,294 A * 5/1980 Roccaforte B65D 65/22 206/485
D259,252 S * 5/1981 Acker D4/116
D341,227 S * 11/1993 Lang D28/76
5,358,129 A * 10/1994 Watts B65D 50/061 215/206
D389,401 S * 1/1998 Holley, Jr. D9/415
D544,347 S * 6/2007 Last D9/436
D577,911 S * 10/2008 Liebers D3/263
7,677,389 B2 * 3/2010 Czopor, Jr. B65D 5/54 206/340

OTHER PUBLICATIONS

e.l.f. Tone Adjusting Face Primer, https://www.elfcosmetics.com/tone-adjusting-face-primer--small/83402.html#q=face%2Bprimer&lang=en_US&start=17&sz=24dwvar_300020_color=Medium%2FDark&cgid=, (Accessed Nov. 29, 2018) Internet.
Photograph of packaging for hanging cosmetic brushes (photograph taken May 30, 2018 in (NY) Rite Aid Store).
Photograph of packaging for hanging cosmetic products (photograph taken May 30, 2018 in (NY) Duane Reade Store).

(Continued)

Primary Examiner — Lauren R Calve

(74) *Attorney, Agent, or Firm* — Amster, Rothstein & Ebenstein LLP


(57) **CLAIM**

The ornamental design for a cosmetic product package having a hang tab, as shown and described.

DESCRIPTION

FIG. 1 is a perspective view of a new design for a cosmetic product package having a hang tab;
FIG. 2 is a front elevation view thereof;
FIG. 3 is a rear elevation view thereof;
FIG. 4 is a left side elevation view thereof;
FIG. 5 is a right side elevation view thereof;
FIG. 6 is a top plan view thereof;
FIG. 7 is a bottom plan view thereof; and,
FIG. 8 is a perspective view thereof with the cosmetic product package having a hang tab shown in a condition of display on a hanging rod, which forms no part of the claim. The evenly-spaced broken lines depicting the bottom portion and applicator of the claim form no part of the claimed design. The long dash-short dash broken lines shown in the drawings form no part of the claimed design.

1 Claim, 7 Drawing Sheets



(56)

References Cited

OTHER PUBLICATIONS

U.S. PATENT DOCUMENTS

D759,477 S * 6/2016 Rennette D9/415
D799,316 S * 10/2017 Thain D9/415
D809,911 S * 2/2018 Moskovich D9/415
D810,556 S * 2/2018 Holm D9/415
D826,706 S * 8/2018 Moskovich D9/415
2001/0017140 A1* 8/2001 Petit A45C 13/008
132/301
2005/0045511 A1* 3/2005 Lin B65D 25/108
206/388
2009/0205981 A1* 8/2009 Daul B65D 73/0007
206/233
2013/0228491 A1* 9/2013 Glass B65D 73/0007
206/525
2017/0166361 A1* 6/2017 Shirosawa B65D 77/30

Photograph of packaging for food products (photograph taken May 30, 2018 in (NY) Rite Aid).
Photograph of hanger for bag (photograph taken May 30, 2018 in (NY) Duane Reade Store).
Photograph of hanger for cotton swabs (photograph taken May 30, 2018 in (NY) Duane Reade Store).
Photograph of handle for water bottles (photograph taken May 30, 2018 in (NY) Rite Aid Store).
Loreal Infallible Blend Artist Blender, Concealer 102: Publix.com (Accessed Nov. 29, 2018), <https://www.publix.com/pd/loreal-infallible-blend-artist-blender-concealer-102/RIO-PCI-537320?ch=3.1.3>, Internet.

* cited by examiner

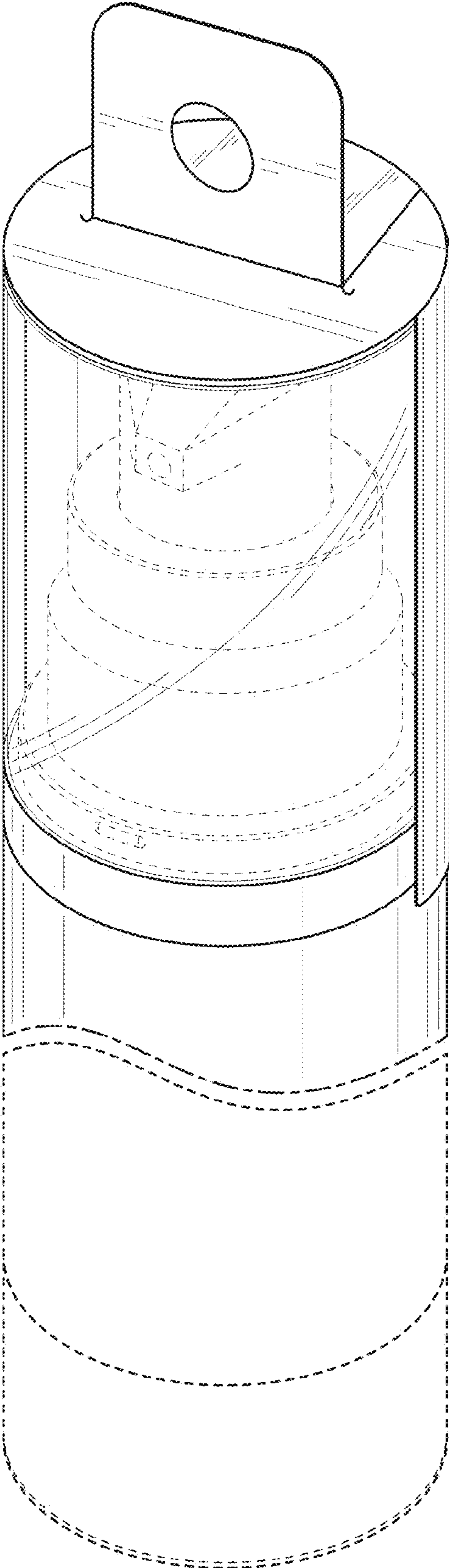


FIG. 1




FIG. 2




FIG. 3

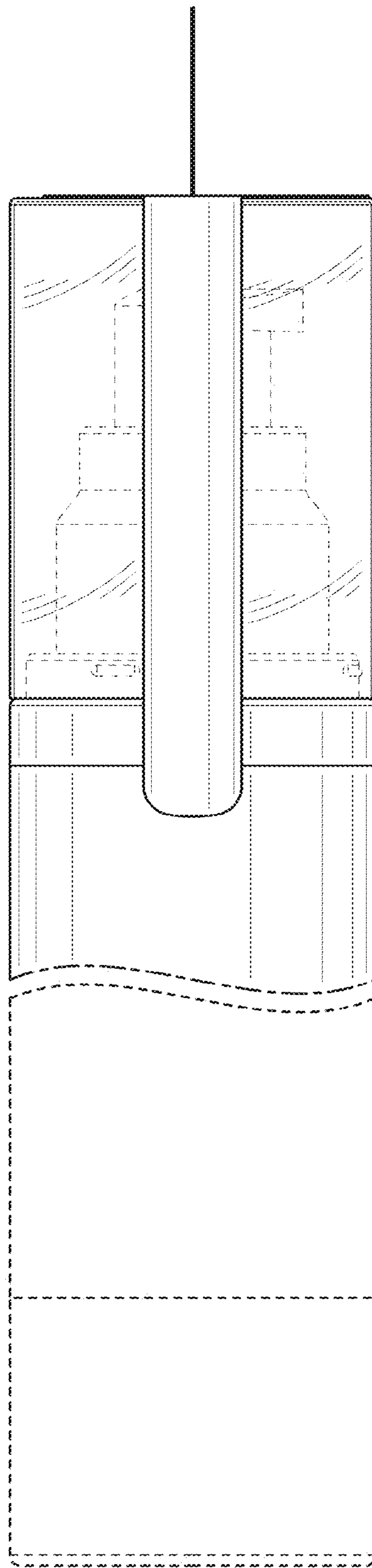


FIG. 4

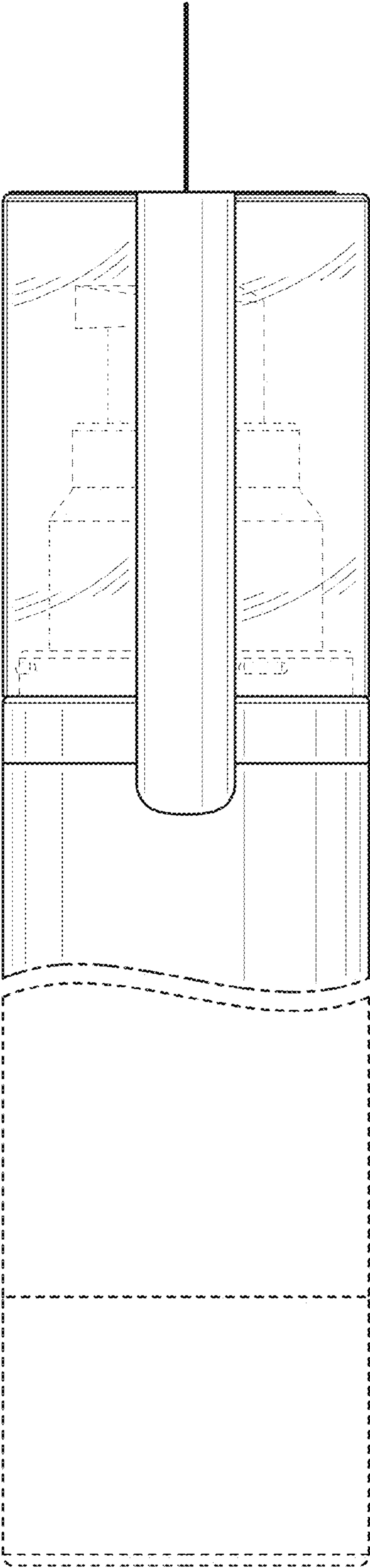


FIG. 5

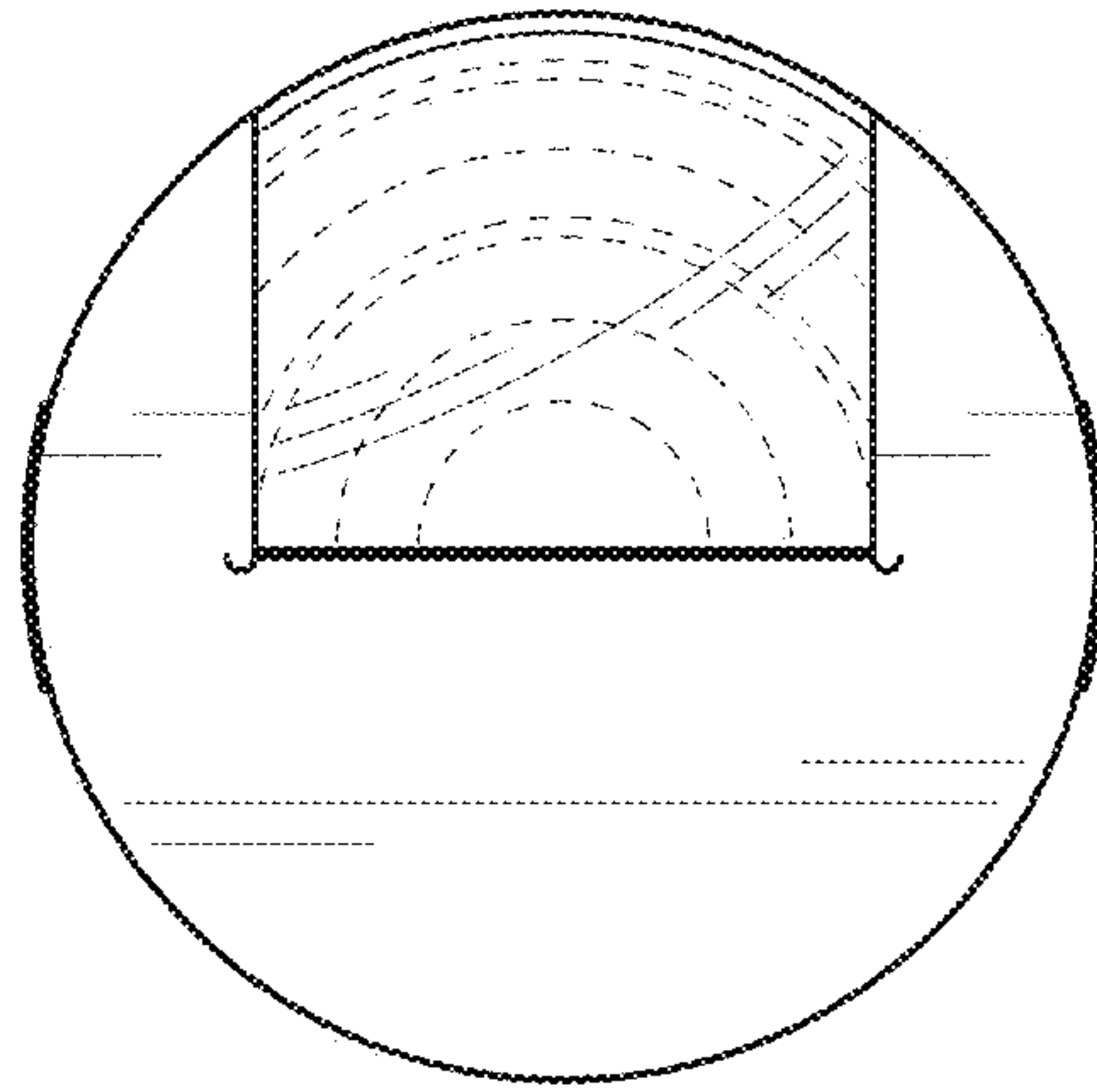


FIG. 6

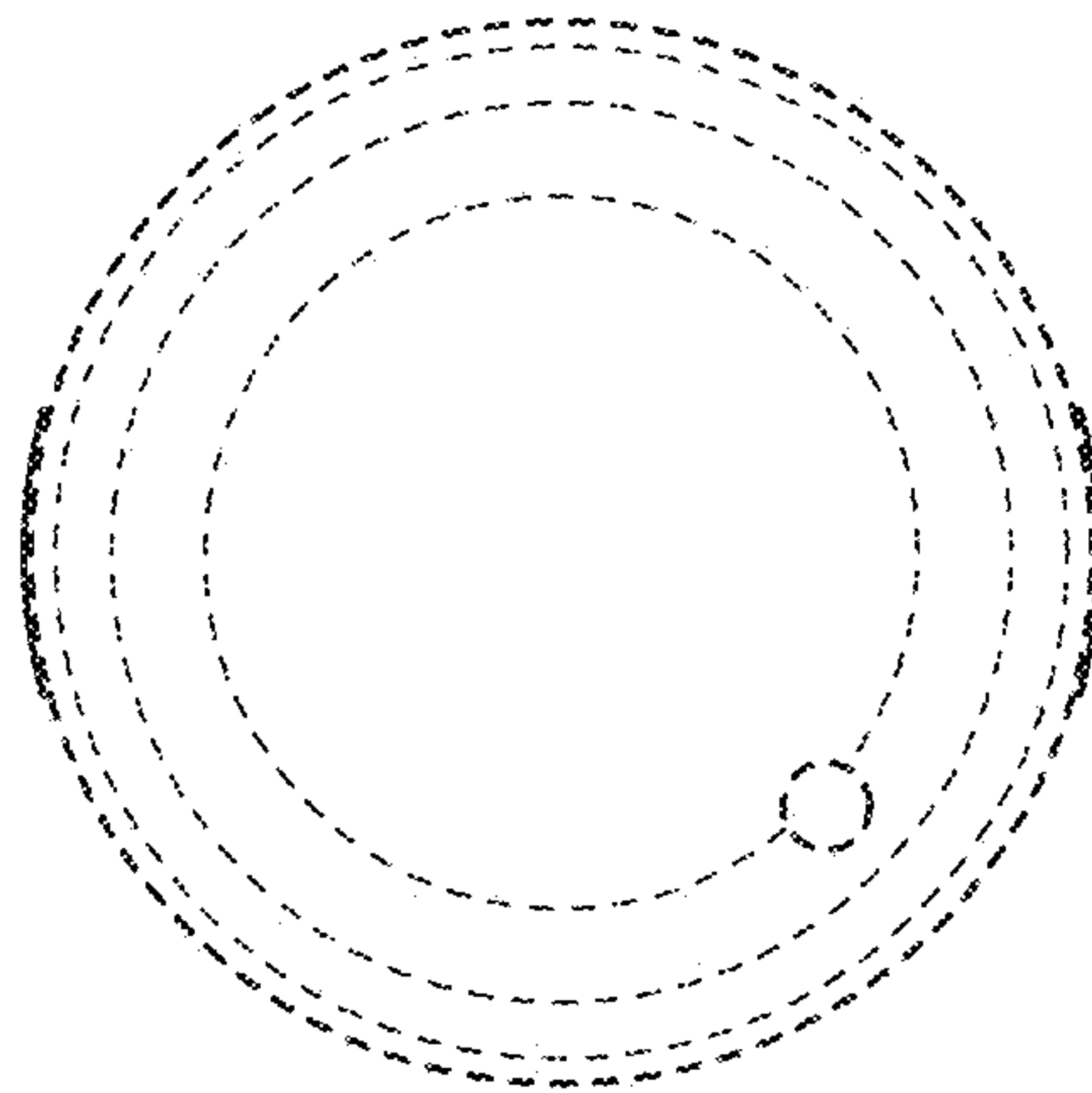


FIG. 7

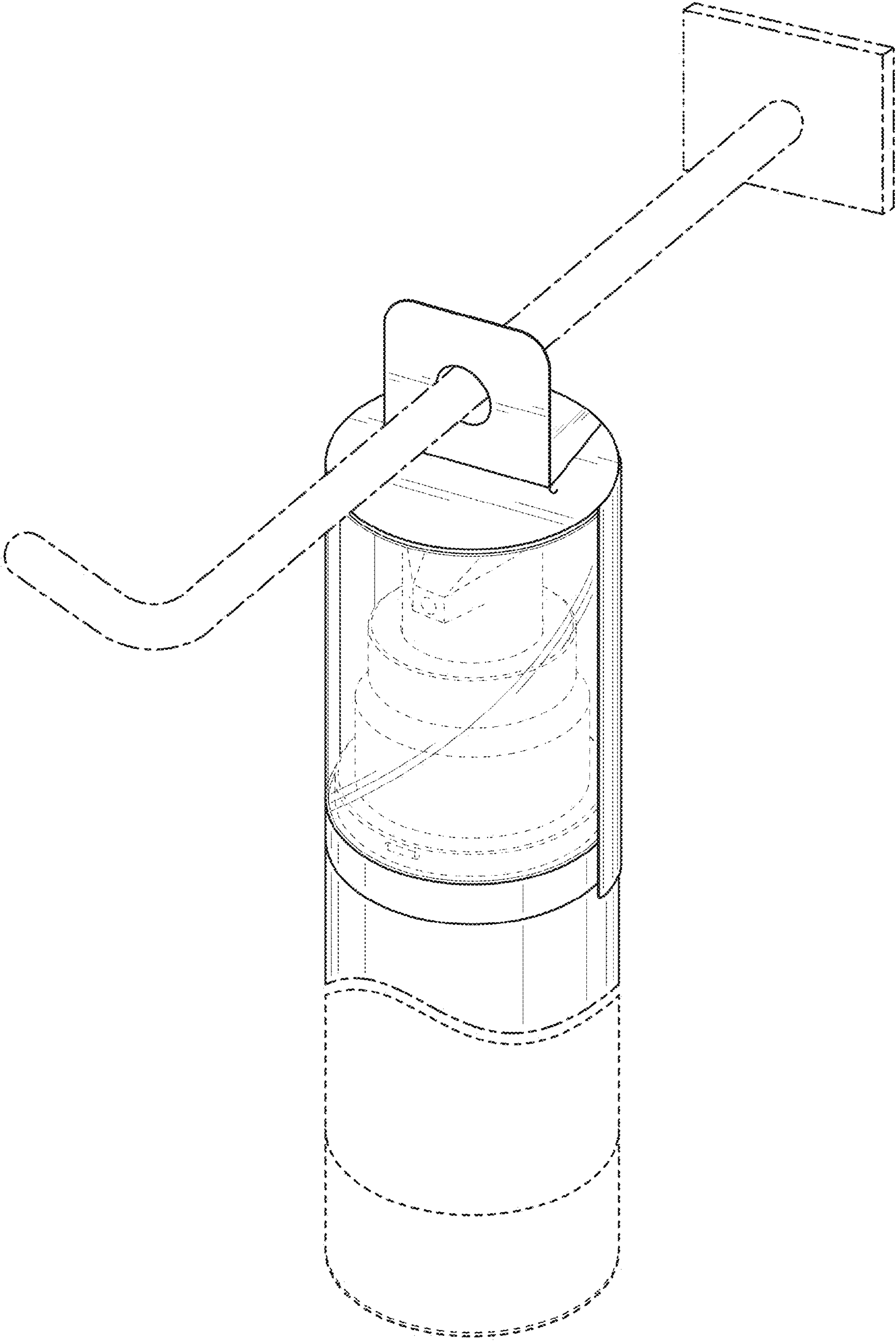


FIG. 8