



US00D873654S

(12) **United States Design Patent** (10) **Patent No.:** **US D873,654 S**  
**Ashiwa et al.** (45) **Date of Patent:** **\*\* Jan. 28, 2020**

- (54) **PACKAGE**
- (71) Applicant: **The Procter & Gamble Company**,  
Cincinnati, OH (US)
- (72) Inventors: **Akiko Ashiwa**, Singapore (SG); **Seok Choo Neo**, Singapore (SG); **Shohei Yagi**, Singapore (SG); **Yasuko Miyake**, Singapore (SG)
- (73) Assignee: **The Procter & Gamble Company**,  
Cincinnati, OH (US)
- (\*\*) Term: **15 Years**
- (21) Appl. No.: **29/613,113**
- (22) Filed: **Aug. 8, 2017**
- (51) **LOC (12) Cl.** ..... **09-03**
- (52) **U.S. Cl.**  
USPC ..... **D9/415**
- (58) **Field of Classification Search**  
USPC ..... D9/414-420, 734, 711, 721, 428, 430,  
D9/433, 435; D30/130; D12/424;  
D3/313; D6/683.1, 315  
CPC ..... B65D 25/04; B65D 5/029; B65D 71/46;  
B65D 5/48024; A47F 3/0408  
See application file for complete search history.

- D435,214 S \* 12/2000 Humphrey ..... D9/415
- D453,138 S \* 1/2002 Walterscheid ..... D12/424
- 7,654,408 B2 \* 2/2010 Bazany ..... B65D 25/04  
220/529
- D632,563 S \* 2/2011 Sitabkhan ..... D9/435

(Continued)

*Primary Examiner* — Rhea Shields  
 (74) *Attorney, Agent, or Firm* — John G. Powell; David M. Weirich

(57) **CLAIM**  
 The ornamental design for a package, as shown and described.

**DESCRIPTION**

The file of this patent contains at least one drawing/photograph executed in color. Copies of this patent with color drawing(s)/photograph(s) will be provided by the Office upon request and payment of the necessary fee.

FIG. 1 is an isometric view of a first embodiment of a package embodying our new design;  
 FIG. 2 is a front view thereof;  
 FIG. 3 is a back view thereof;  
 FIG. 4 is a right view of thereof;  
 FIG. 5 is a left view of thereof;  
 FIG. 6 is a top view of thereof;  
 FIG. 7 is a bottom view of thereof;  
 FIG. 8 is an isometric view of a second embodiment of a package embodying our design;  
 FIG. 9 is a front view of thereof;  
 FIG. 10 is a back view of thereof;  
 FIG. 11 is a right view of thereof;  
 FIG. 12 is a left view of thereof;  
 FIG. 13 is a top view of thereof; and,  
 FIG. 14 is a bottom view of thereof.

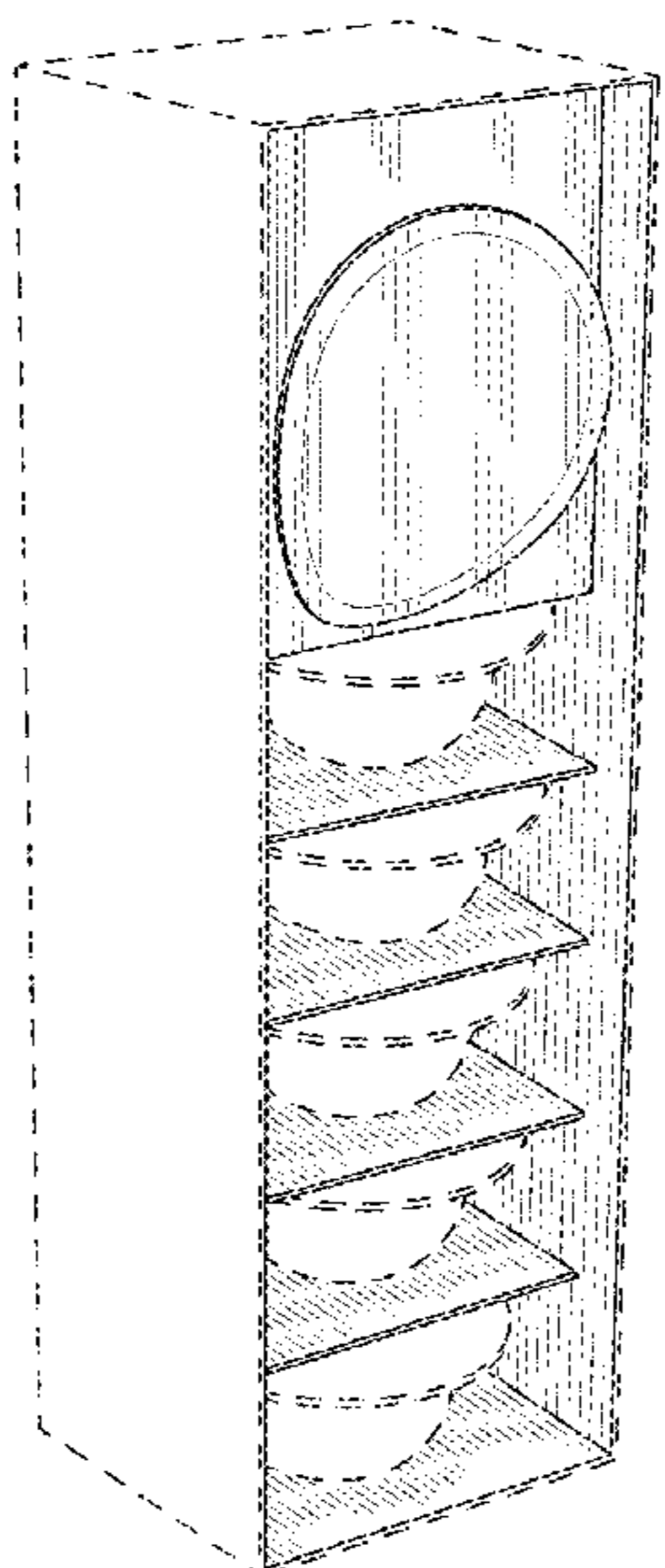
In the drawings, the broken lines depict environmental subject matter only that forms no part of the claimed design.

**1 Claim, 4 Drawing Sheets**  
**(1 of 4 Drawing Sheet(s) Filed in Color)**

(56) **References Cited**

U.S. PATENT DOCUMENTS

- 4,300,691 A \* 11/1981 Shemtov ..... B65D 5/48024  
206/782
- 5,277,486 A \* 1/1994 Bustos ..... A47F 3/0408  
211/151
- D389,656 S \* 1/1998 Connor ..... D6/683.1
- D389,737 S \* 1/1998 Bader ..... D9/418
- D424,430 S \* 5/2000 Seidler ..... D9/430
- D424,932 S \* 5/2000 Seidler ..... D9/428
- D426,462 S \* 6/2000 Humphrey ..... D9/415
- D429,148 S \* 8/2000 Seidler ..... D9/721



(56)

**References Cited**

U.S. PATENT DOCUMENTS

D642,935 S *	8/2011	Bergeron .....	B65D 71/46 D9/433
D654,810 S *	2/2012	Mansouri .....	D9/711
D659,913 S *	5/2012	Spectre .....	D30/130
8,365,920 B2 *	2/2013	House .....	B65D 5/029 206/430
D683,246 S *	5/2013	Palmer .....	D9/734
D760,036 S *	6/2016	Hucuptan .....	D9/416
D764,812 S *	8/2016	Lekic .....	D6/315
D766,736 S *	9/2016	Shoshan .....	D9/711
D778,149 S *	2/2017	Frick .....	D9/416
D795,585 S *	8/2017	Serimian .....	D3/313
D809,930 S *	2/2018	Kagawa .....	D9/711
D842,688 S *	3/2019	Hart .....	D9/415

\* cited by examiner

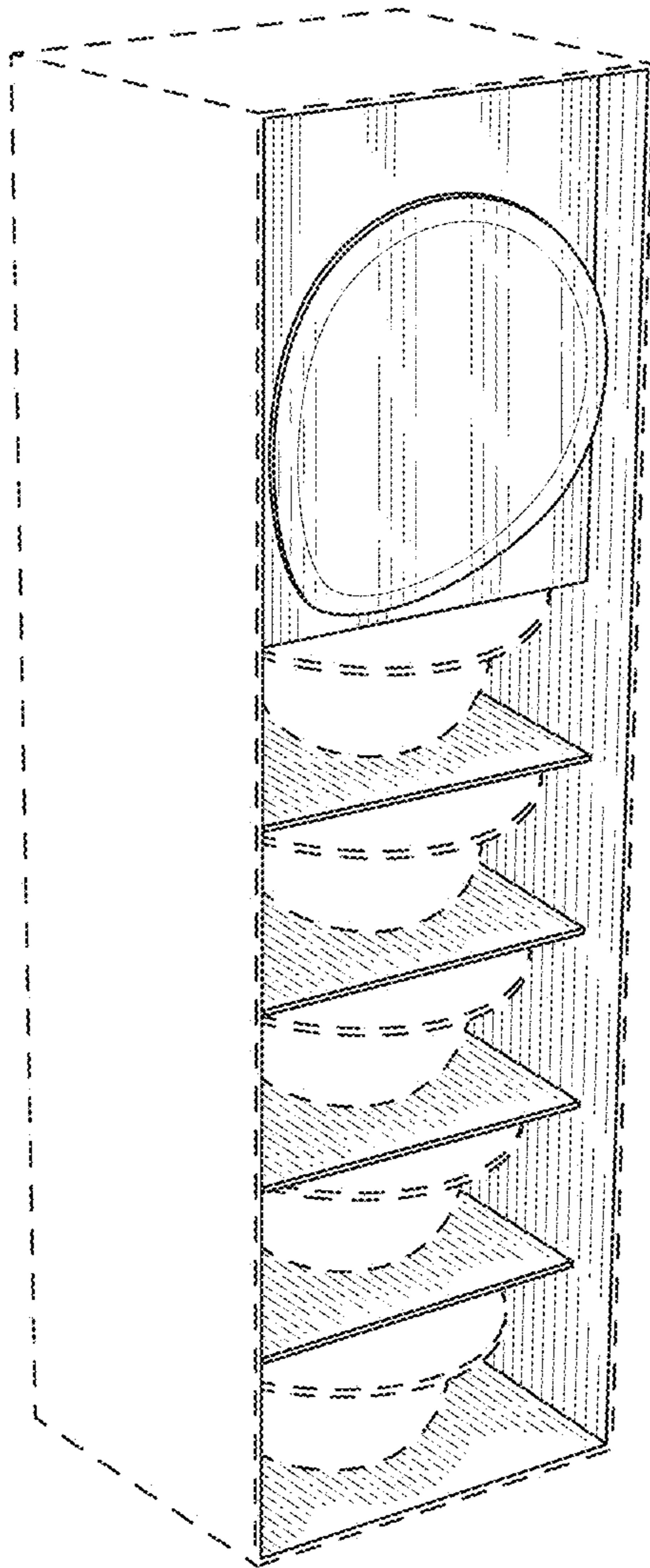


FIG. 1

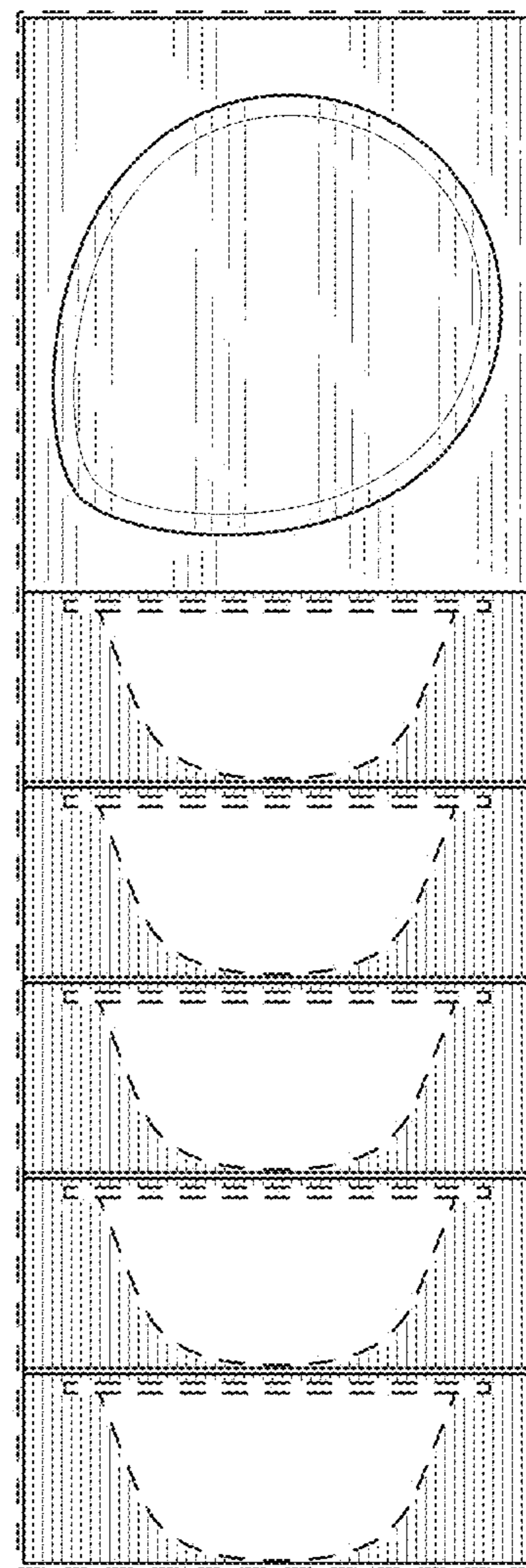


FIG. 2




FIG. 3

FIG. 4

FIG. 5




FIG. 6

FIG. 7

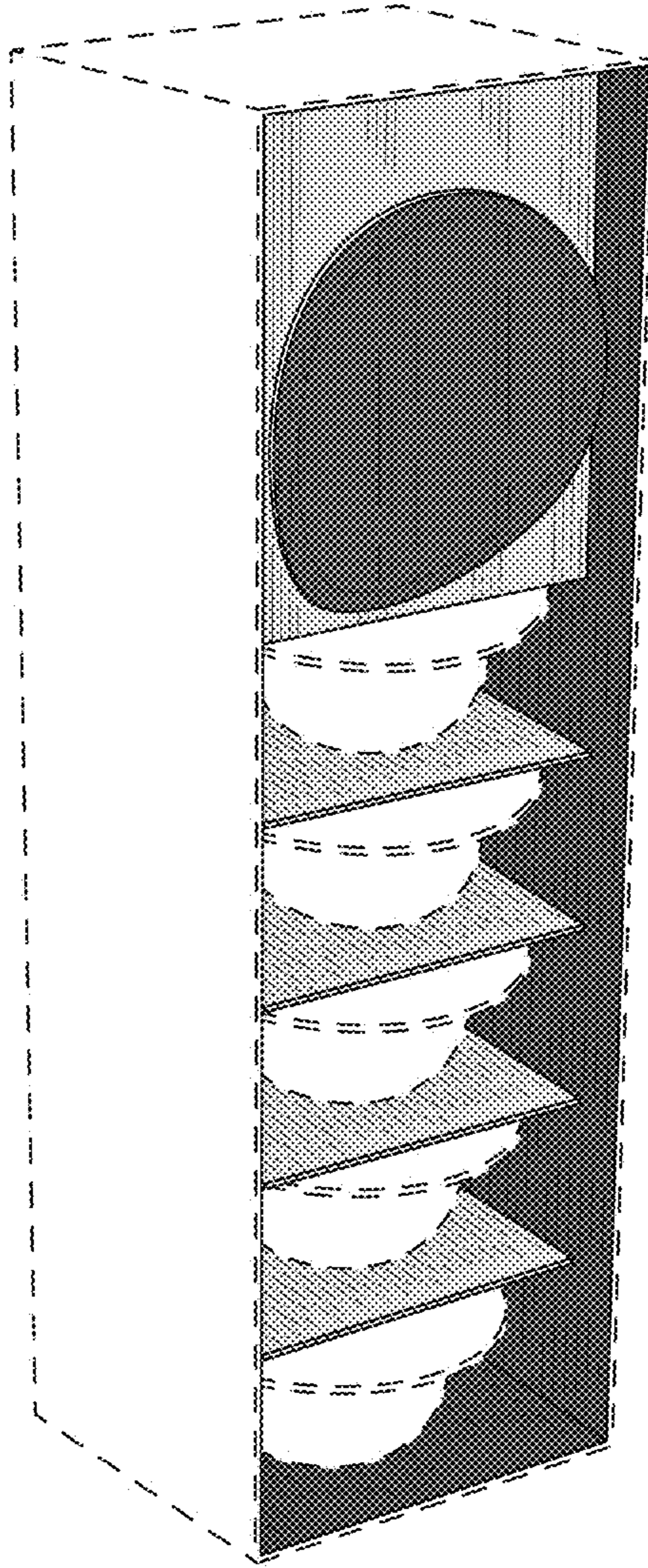


FIG. 8

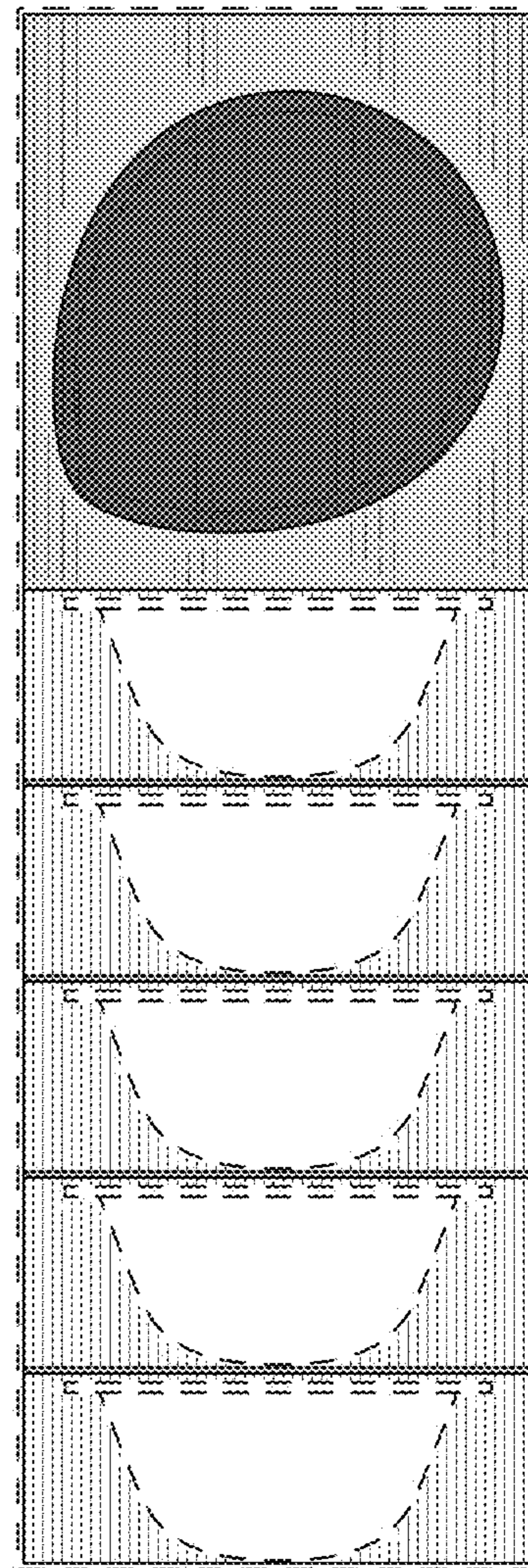


FIG. 9




FIG. 10

FIG. 11

FIG. 12




FIG. 13

FIG. 14