



US00D873636S

(12) **United States Design Patent**
Smith

(10) **Patent No.:** **US D873,636 S**
(45) **Date of Patent:** **** Jan. 28, 2020**

- (54) **FIRE TOOL**
- (71) Applicant: **Scott D. W. Smith**, Durango, CO (US)
- (72) Inventor: **Scott D. W. Smith**, Durango, CO (US)
- (**) Term: **15 Years**
- (21) Appl. No.: **29/665,479**
- (22) Filed: **Oct. 3, 2018**
- (51) **LOC (12) Cl.** **08-05**
- (52) **U.S. Cl.**
USPC **D8/14; D8/76**
- (58) **Field of Classification Search**
USPC D8/14, 75, 76, 77, 78, 79, 80, 81
CPC .. B26B 23/00; A01B 1/00; A01B 1/10; B25D
1/10; B25F 1/006; F24B 15/00; F24B
15/10; F24B 15/002
See application file for complete search history.

- 5,709,031 A * 1/1998 Van Beek B26B 23/00
30/308.1
- 6,568,016 B1 * 5/2003 Hoogland A62B 3/005
30/308.1
- 7,051,390 B2 * 5/2006 van Beek B25F 1/00
7/145
- D622,330 S * 8/2010 Jablonski D21/567
- D785,433 S * 5/2017 Bowring D8/78
- D808,758 S * 1/2018 Nelson D8/76
- D823,660 S * 7/2018 Pirrone D8/81
- D856,774 S * 8/2019 Kuperus D8/77
- D863,920 S * 10/2019 Liu D8/76

* cited by examiner

Primary Examiner — Philip S Hyder
(74) *Attorney, Agent, or Firm* — Fox Law Group, LLC;
Bradley Fox

(57) **CLAIM**

I claim the ornamental design for a fire tool, as shown and described.

(56) **References Cited**

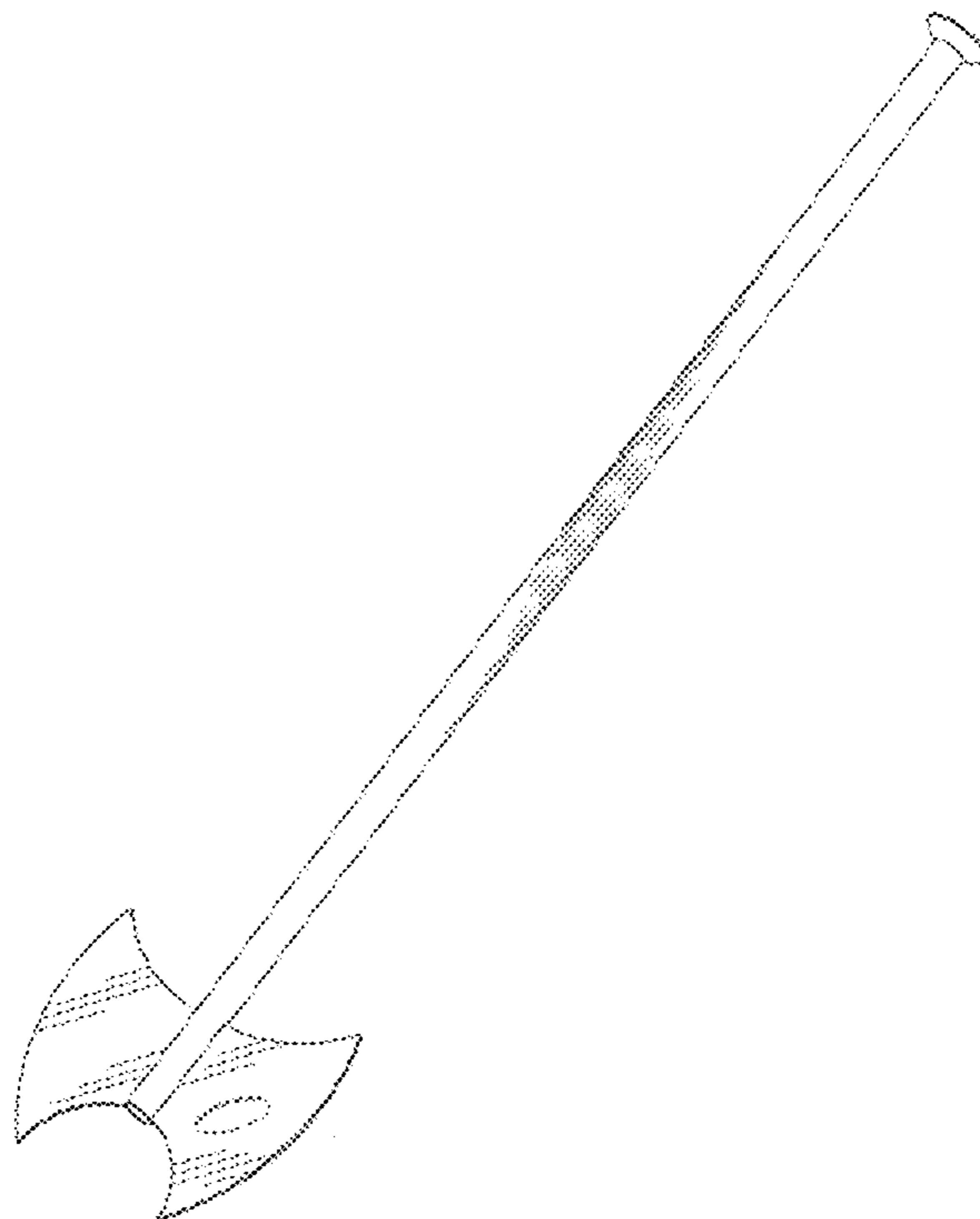
U.S. PATENT DOCUMENTS

- 2,053,882 A * 9/1936 Vaughan B25G 3/02
30/308.1
- 2,400,451 A * 5/1946 Wilson A62C 8/04
403/84
- 4,287,623 A * 9/1981 Tarran B23D 29/02
7/158
- 4,889,375 A * 12/1989 Leu F24B 15/002
294/10
- 5,067,190 A * 11/1991 Gagnon B25F 1/02
30/308.3
- 5,315,724 A * 5/1994 Trujillo B25F 1/00
7/145
- D360,913 S * 8/1995 Choi D21/567

DESCRIPTION

FIG. 1 is a perspective view the fire tool of the present design;
FIG. 2 is an end view of the fire tool of the present design;
FIG. 3 is a top view of the fire tool of the present design; and,
FIG. 4 is a side view of the fire tool of the present design.
The broken (dashed) lines shown in FIGS. 1, 2 and 3 are included only for the purpose of illustrating environmental elements of the fire tool and form no part of the claimed design.

1 Claim, 3 Drawing Sheets



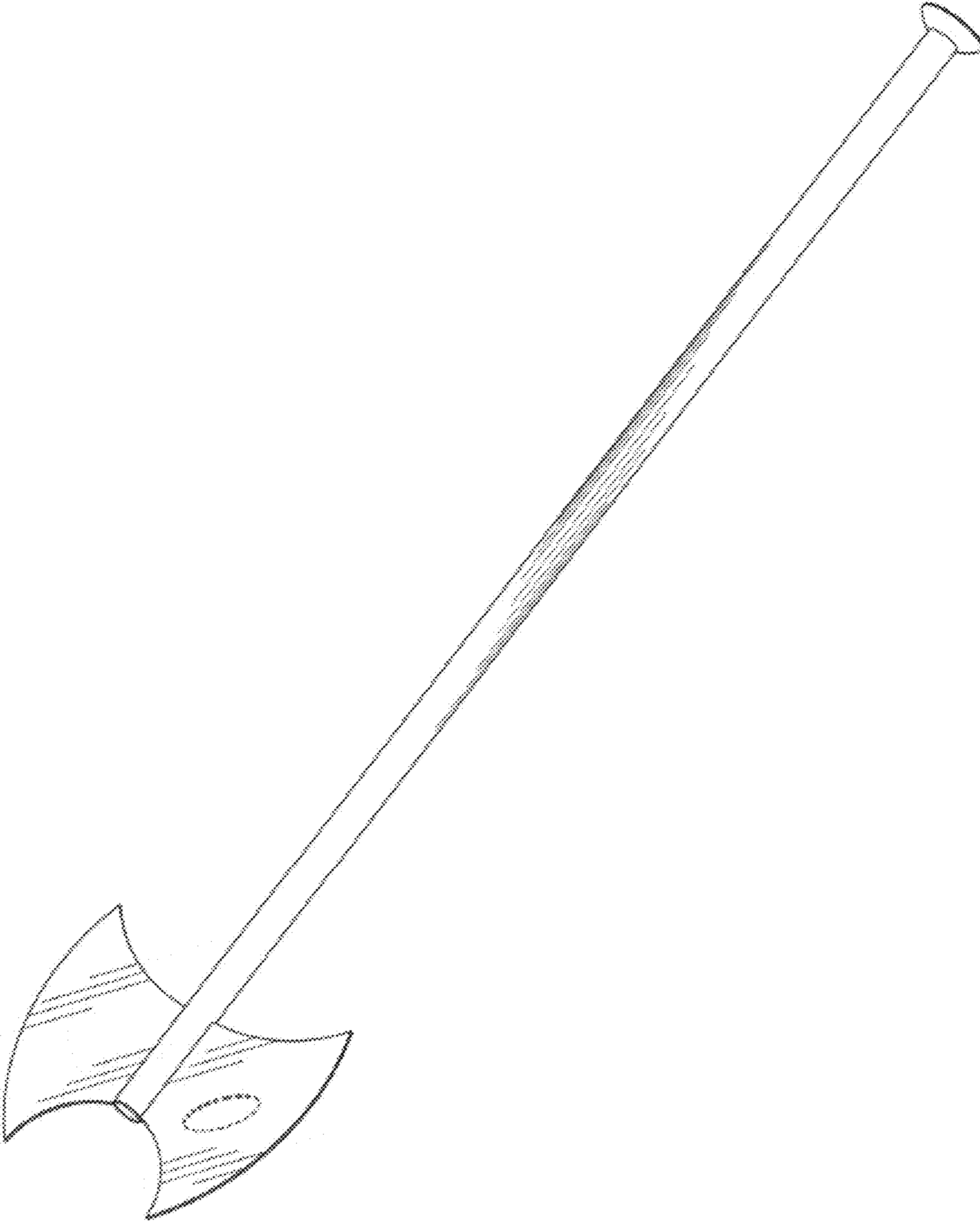


FIG. 1

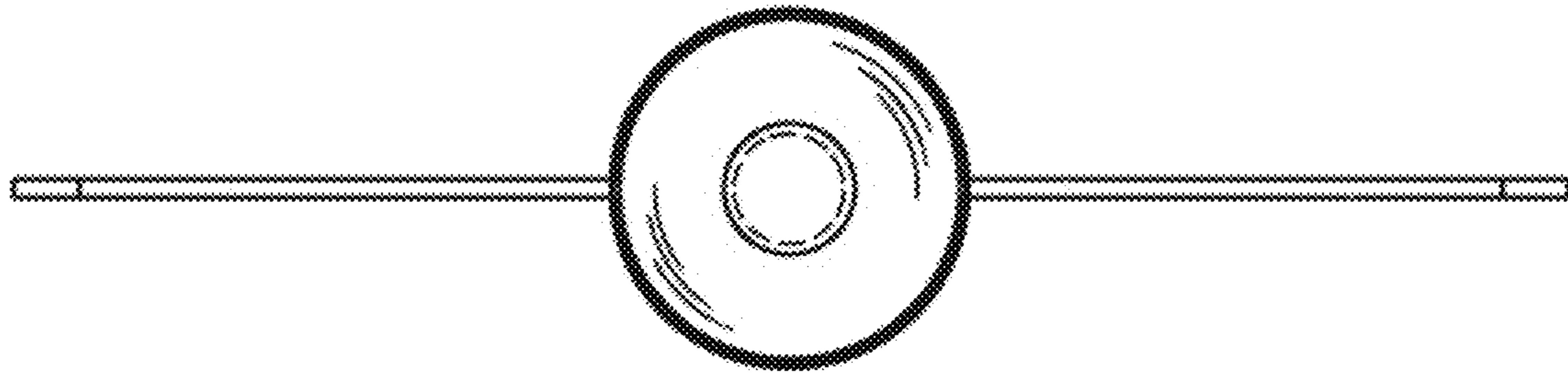


FIG. 2

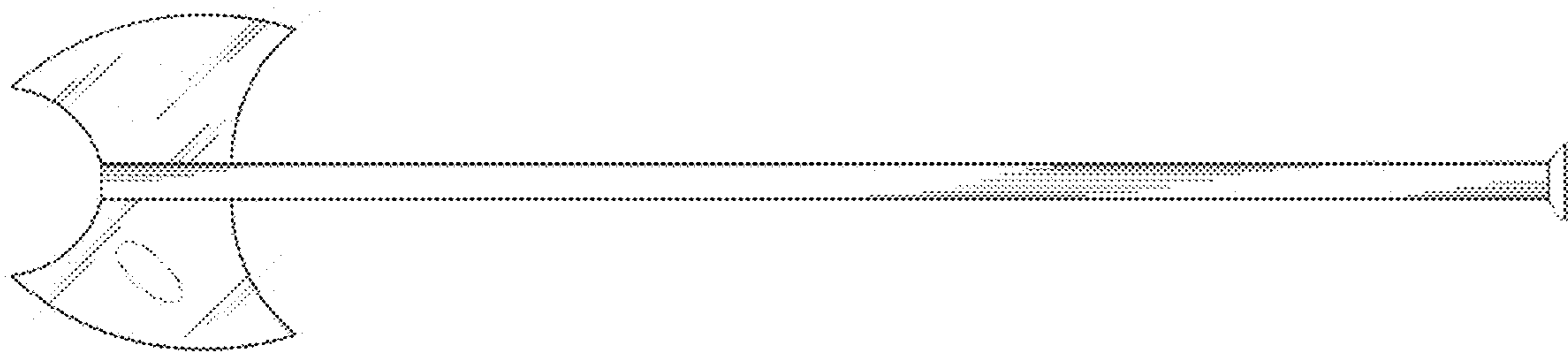


FIG. 3



FIG. 4