



US00D873632S

(12) **United States Design Patent**
Roberts et al.

(10) **Patent No.:** **US D873,632 S**
(45) **Date of Patent:** **** Jan. 28, 2020**

- (54) **SHEARS**
- (71) Applicant: **Fiskars Brands, Inc.**, Middleton, WI (US)
- (72) Inventors: **Colin Roberts**, Waunakee, WI (US);
Emery Weber, Madison, WI (US);
Stephen Dechant, Waunakee, WI (US);
James Meiller, Fitchburg, WI (US)
- (73) Assignee: **FISKARS FINLAND OY AB**, Helsinki (FI)
- (**) Term: **15 Years**
- (21) Appl. No.: **29/639,337**
- (22) Filed: **Mar. 6, 2018**
- (51) **LOC (12) Cl.** **08-01**
- (52) **U.S. Cl.**
USPC **D8/5**
- (58) **Field of Classification Search**
USPC D8/4, 5, 6, 7, 9, 12, 95
CPC A01G 3/02; A01G 3/0251; A01G 3/04;
A01G 3/06; B23D 51/10
See application file for complete search history.

- 8,136,252 B2 3/2012 Linden et al.
- D671,809 S * 12/2012 Huang D8/5
- D679,559 S 4/2013 Masalin et al.
- D684,828 S 6/2013 Masalin et al.
- D691,004 S 10/2013 Masalin et al.
- D693,192 S 11/2013 Masalin et al.
- D704,520 S 5/2014 Lyytikainen et al.
- D715,114 S 10/2014 Lyytikainen et al.
- D715,607 S 10/2014 Lyytikainen et al.
- D717,133 S 11/2014 Lyytikainen et al.
- D717,134 S 11/2014 Lyytikainen et al.
- D722,479 S 2/2015 Lyytikainen et al.
- D737,651 S 9/2015 Masalin et al.
- 9,345,200 B2 5/2016 Cunningham
- D760,054 S 6/2016 Huttunen
- D761,075 S 7/2016 Masalin et al.
- D761,632 S 7/2016 Masalin et al.
- D764,882 S 8/2016 Lyytikainen et al.
- D769,098 S 10/2016 Huttunen
- D784,102 S 4/2017 Honadel et al.
- D784,784 S 4/2017 Huttunen
- D799,295 S 10/2017 Huttunen

(Continued)

Primary Examiner — Sheryl Lane
(74) *Attorney, Agent, or Firm* — Leason Ellis LLP

(57) **CLAIM**

We claim the ornamental design for a shears, as shown and described.

DESCRIPTION

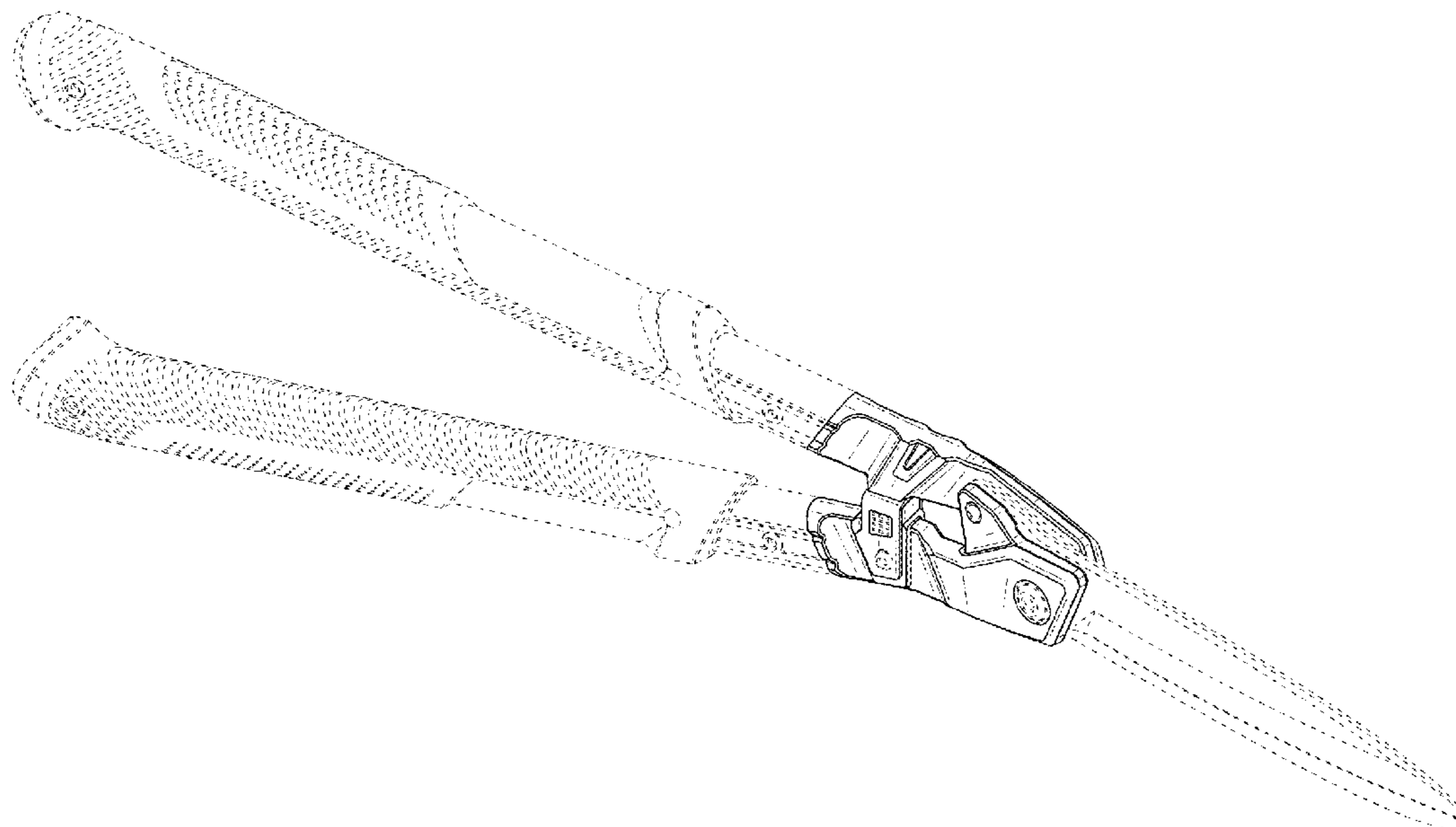
FIG. 1 is a top perspective view of the claimed design;
FIG. 2 is front view thereof;
FIG. 3 is a rear view thereof;
FIG. 4 is a left side view thereof;
FIG. 5 is a right side view thereof;
FIG. 6 is a bottom view thereof; and,
FIG. 7 is a top view thereof.
The broken lines represent portions of the shears and form no part of the claimed design.

1 Claim, 6 Drawing Sheets

(56) **References Cited**

U.S. PATENT DOCUMENTS

- 3,372,478 A 3/1968 Wallace et al.
- 4,422,240 A 12/1983 Wallace et al.
- D347,556 S * 6/1994 Choi D8/5
- D354,205 S * 1/1995 Wensley D8/5
- 5,592,743 A 1/1997 Labarre et al.
- 6,493,943 B1 12/2002 Linden
- D483,235 S * 12/2003 Deville D8/5
- 6,789,324 B2 9/2004 Linden et al.
- 7,089,625 B2 8/2006 Linden et al.
- D621,743 S 8/2010 Hortnagl
- 8,046,924 B2 11/2011 Block et al.



(56)

References Cited

U.S. PATENT DOCUMENTS

D810,525 S	2/2018	Lyytikainen	
2009/0113723 A1*	5/2009	Kao	A01G 3/0251 30/262

* cited by examiner

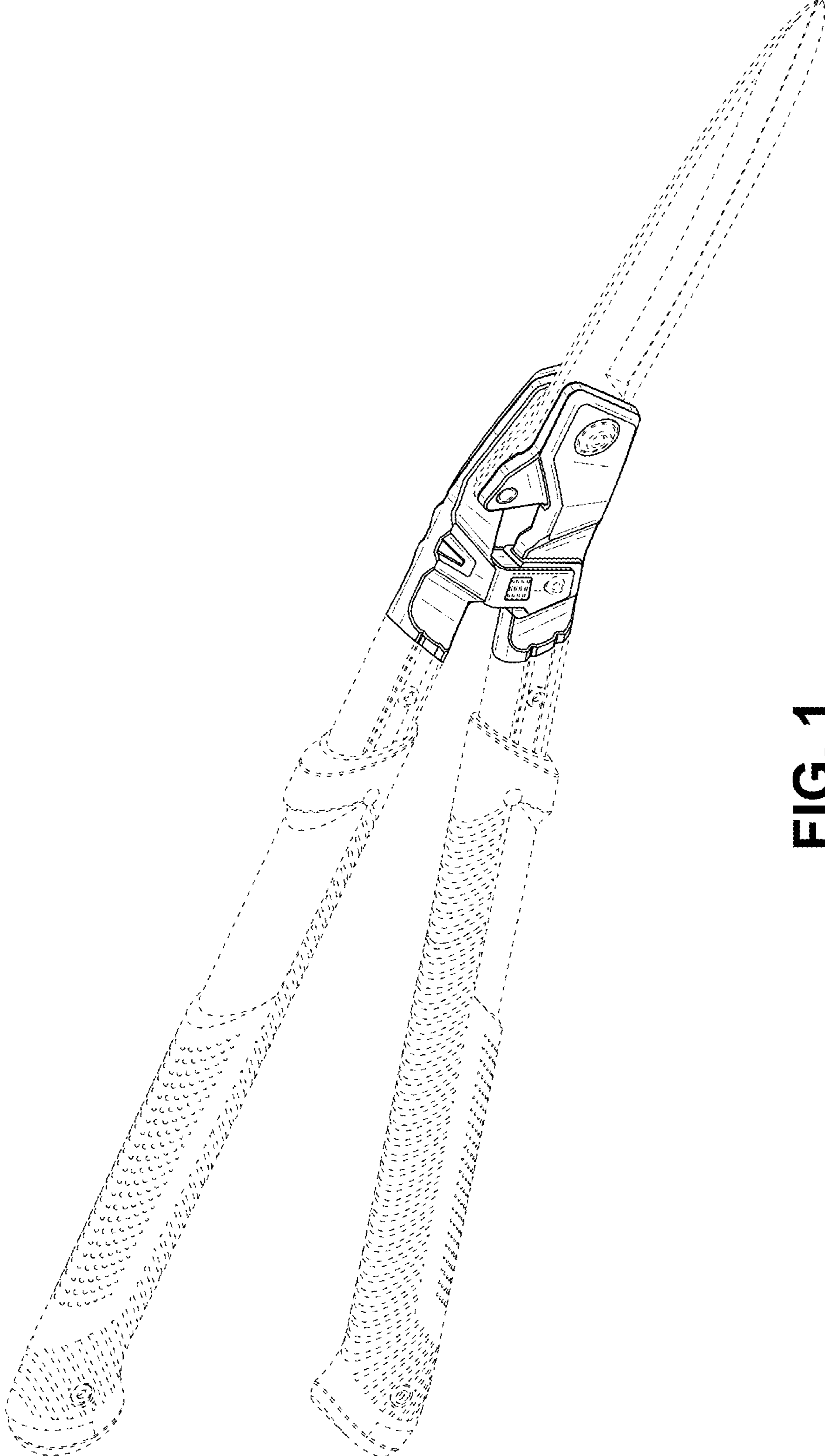


FIG. 1

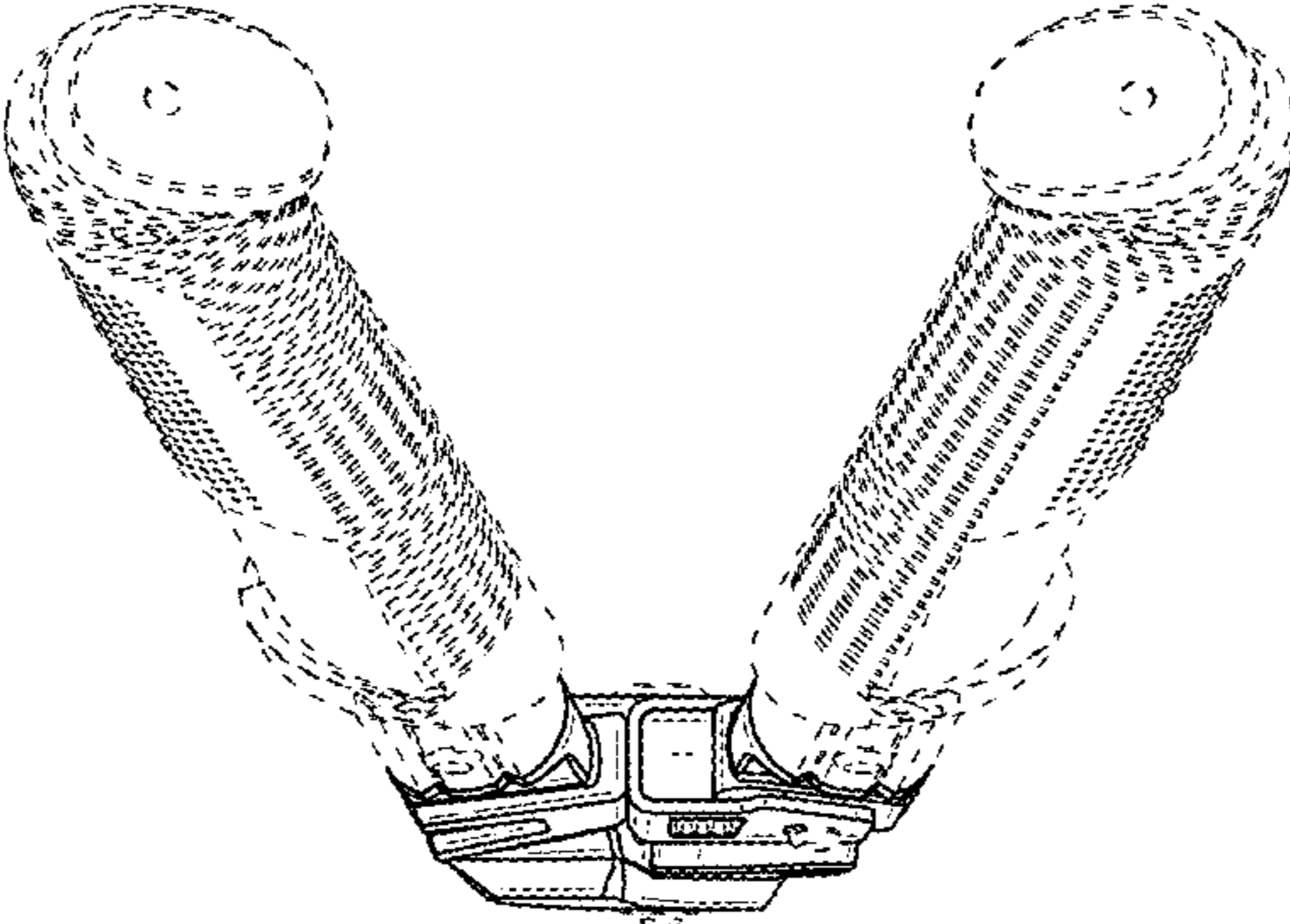


FIG. 3

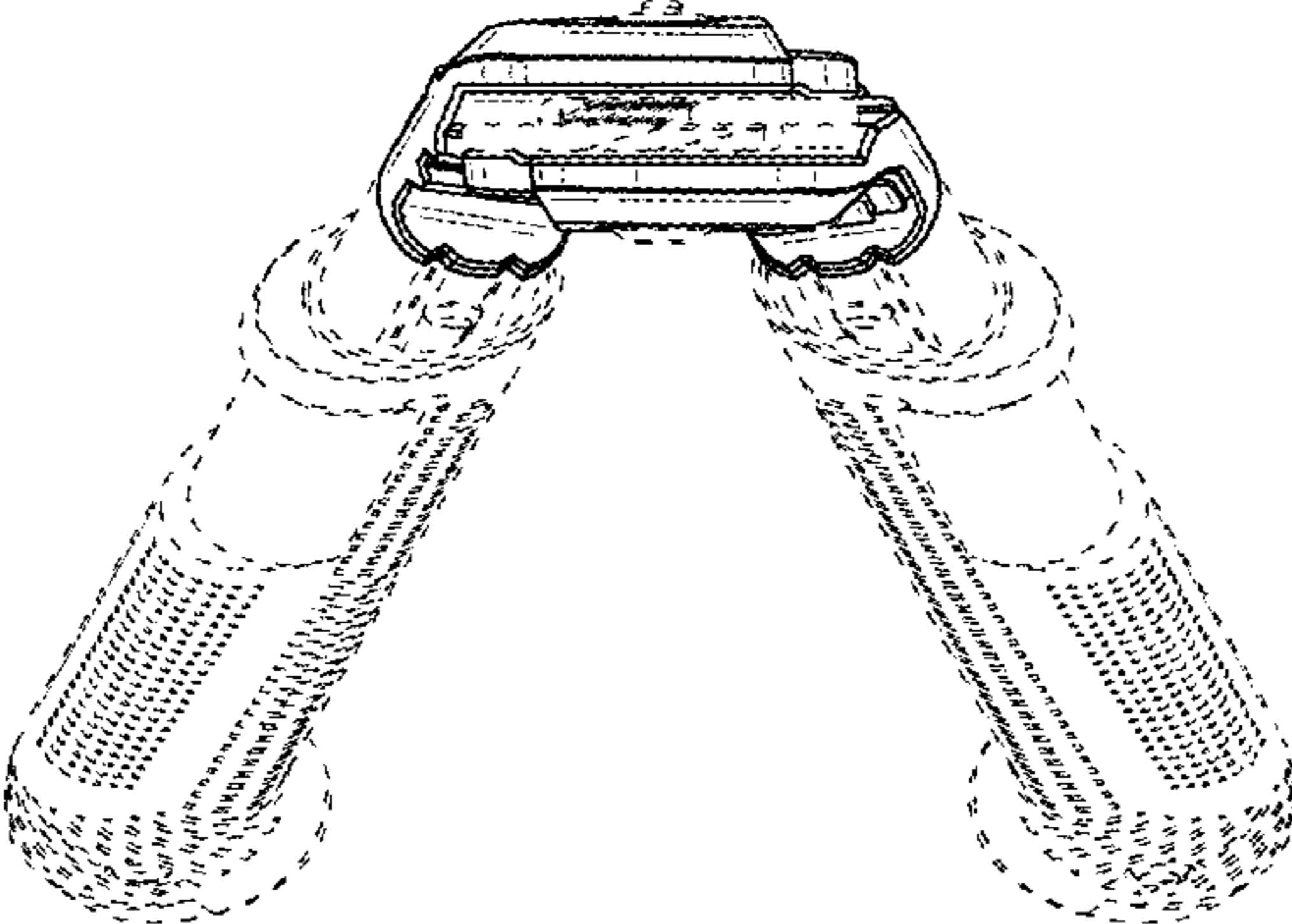


FIG. 2

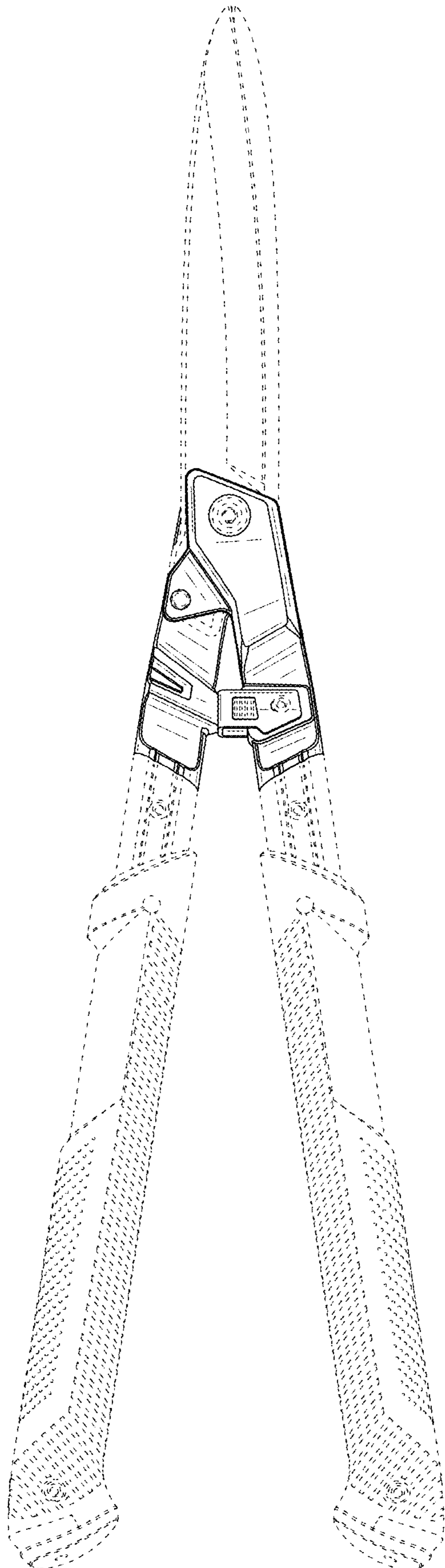


FIG. 4

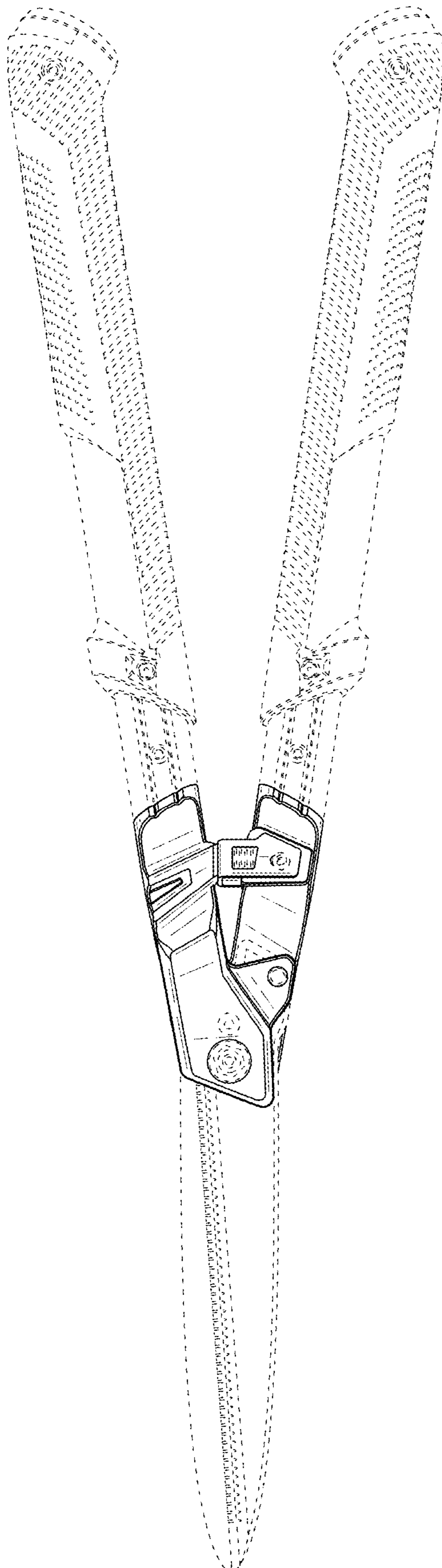


FIG. 5

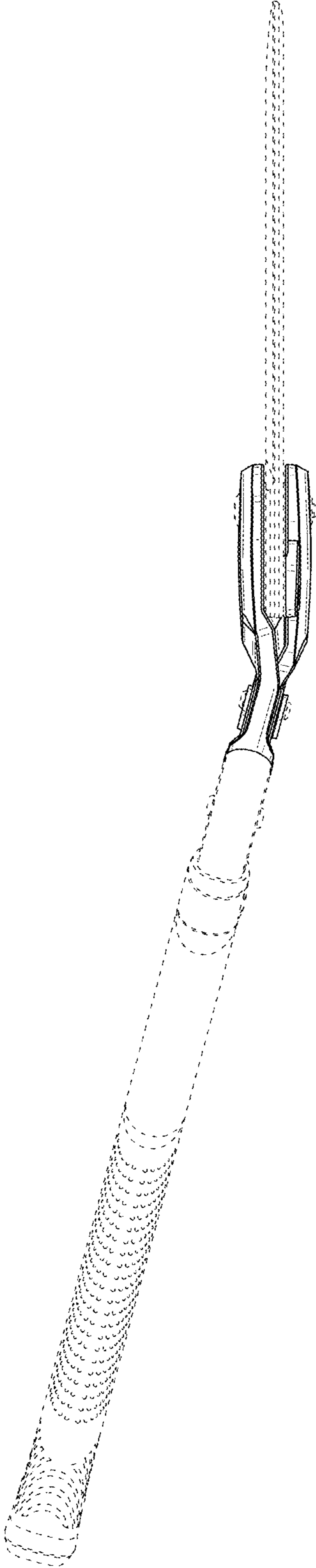


FIG. 6

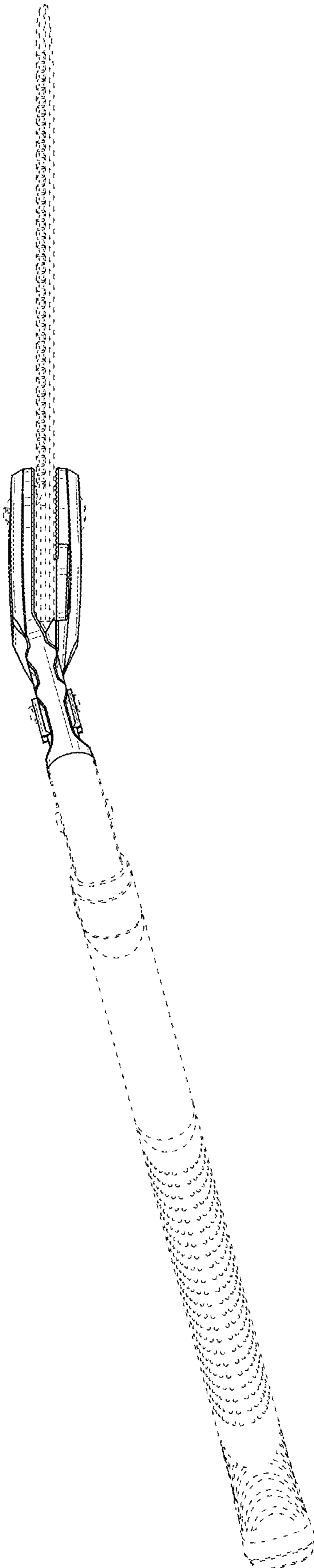


FIG. 7