



US00D873590S

(12) **United States Design Patent** (10) **Patent No.:** **US D873,590 S**  
**Galiotto** (45) **Date of Patent:** **\*\* Jan. 28, 2020**

(54) **TABLE**

(71) Applicant: **Nardi S.p.A.**, Chiampo (VI) (IT)

(72) Inventor: **Raffaello Galiotto**, Chiampo (IT)

(73) Assignee: **NARDI S.P.A.**, Chiampo (VI) (IT)

(\*\*) Term: **15 Years**

(21) Appl. No.: **29/636,440**

(22) Filed: **Feb. 8, 2018**

**Related U.S. Application Data**

(62) Division of application No. 35/502,061, filed on Oct. 12, 2016 (U.S. filing date under 35 U.S.C. 384), and having an international filing date of Oct. 12, 2016, now Pat. No. Des. 818,286.

(30) **Foreign Application Priority Data**

Oct. 12, 2016 (WO) ..... DM/093615

(51) **LOC (12) Cl.** ..... **06-03**

(52) **U.S. Cl.**  
USPC ..... **D6/691.9**

(58) **Field of Classification Search**

USPC ..... D6/349, 641, 656, 686, 690, 691  
CPC . A47B 1/00; A47B 2001/025; A47B 2001/05;  
A47B 3/00; A47B 3/002; A47B 3/083;  
A47B 3/0803; A47B 7/00; A47B 9/00;  
A47B 13/00; A47B 13/003; A47B 13/02;  
A47B 13/04; A47B 13/08; A47B 13/081;  
A47B 13/12; A47B 21/00; A47B  
2200/0001; A47B 2200/0011; A47B  
2200/0012; A47B 2200/0013; A47B  
2200/0015; A47B 2200/002; A47B  
2200/0035; A47B 2200/0039; A47B  
2200/0042

See application file for complete search history.

(56) **References Cited**

U.S. PATENT DOCUMENTS

1,062,190	A *	5/1913	Schmidt .....	A47B 3/00 108/99
D90,709	S *	9/1933	Goodman .....	D6/691.9
D124,658	S *	1/1941	Teague et al. ....	D6/686
D547,974	S *	8/2007	Daniel .....	A47B 3/00 D6/337
D591,535	S *	5/2009	Karsson .....	A47B 43/00 D6/675.1
D603,627	S *	11/2009	Wen .....	D6/656.16
D736,017	S *	8/2015	Rose .....	D6/686
9,820,570	B1 *	11/2017	Lee .....	A47B 43/00
D832,630	S *	11/2018	Liu .....	D6/696.3

\* cited by examiner

*Primary Examiner* — Mary Ann Calabrese

(74) *Attorney, Agent, or Firm* — Lucas & Mercanti, LLP

(57) **CLAIM**

The ornamental design for a table, as shown and described.

**DESCRIPTION**

FIG. 1 is a front perspective view of the table according to the design;  
FIG. 2 is a front perspective view thereof; with the shelf removed  
FIG. 3 is a top view thereof;  
FIG. 4 is a bottom view thereof;  
FIG. 5 is a front side view thereof, the rear side view being a mirror image thereof; and,  
FIG. 6 is a first side view thereof, the opposite side view being a mirror image thereof.

**1 Claim, 6 Drawing Sheets**





FIG. 1






FIG. 2




FIG. 3






FIG. 4




FIG. 5



FIG. 6