



US00D873549S

(12) **United States Design Patent** (10) **Patent No.:** **US D873,549 S**  
**Taylor** (45) **Date of Patent:** **\*\* Jan. 28, 2020**

(54) **SHOE**  
(71) Applicant: **NIKE, Inc.**, Beaverton, OR (US)  
(72) Inventor: **Justin R. Taylor**, Portland, OR (US)  
(73) Assignee: **NIKE, Inc.**, Beaverton, OR (US)  
(\*\*) Term: **15 Years**  
(21) Appl. No.: **29/676,428**  
(22) Filed: **Jan. 10, 2019**  
(51) **LOC (12) Cl.** ..... **02-04**  
(52) **U.S. Cl.**  
USPC ..... **D2/972**  
(58) **Field of Classification Search**  
USPC ..... D2/896-900, 902-908, 923, 969,  
D2/972-974  
CPC .. A43B 5/00; A43B 5/02; A43B 23/00; A43B  
23/02; A43B 5/06; A43B 5/10  
See application file for complete search history.

(56) **References Cited**  
U.S. PATENT DOCUMENTS  
D450,916 S \* 11/2001 Turner ..... D2/972  
D738,087 S \* 9/2015 Roulo ..... D2/972  
D738,090 S \* 9/2015 Avar ..... D2/972  
D740,538 S \* 10/2015 Roulo ..... D2/972  
D783,261 S \* 4/2017 Woodman ..... D2/972  
D790,198 S \* 6/2017 Chang ..... D2/972  
D790,841 S \* 7/2017 Nethongkome ..... D2/972

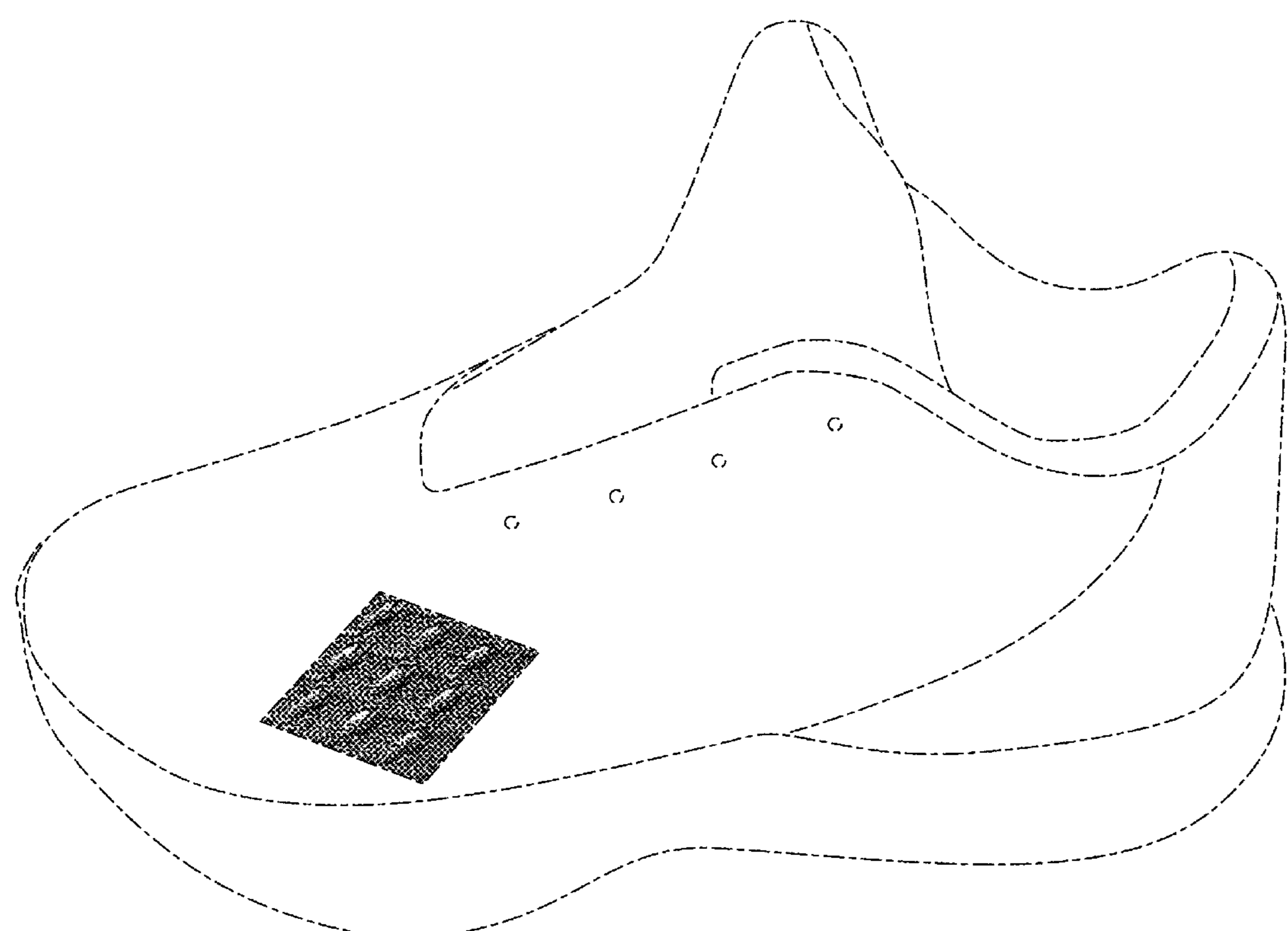
D793,060 S \* 8/2017 Parrett ..... D2/972  
D793,068 S \* 8/2017 Nethongkome ..... D2/972  
D796,825 S \* 9/2017 Anceresi ..... D2/972  
D802,282 S 11/2017 Wright  
D805,282 S \* 12/2017 Crow ..... D2/972  
2015/0366281 A1\* 12/2015 Miller ..... B32B 27/12  
428/136  
2016/0095389 A1\* 4/2016 Minami ..... A43B 23/026  
36/45  
2017/0071290 A1\* 3/2017 Follet ..... A43B 23/026  
2017/0071291 A1\* 3/2017 Follet ..... A43D 8/24  
\* cited by examiner

*Primary Examiner* — Rashida C. Walshon  
(74) *Attorney, Agent, or Firm* — Banner & Witcoff, Ltd.

(57) **CLAIM**  
The ornamental design for a shoe, as shown and described.

**DESCRIPTION**  
FIG. 1 is a front perspective view of a shoe showing my new design;  
FIG. 2 is an alternate front perspective view thereof;  
FIG. 3 is an enlarged view of the claimed design shown in FIG. 1 with environment removed for clarity purposes; and,  
FIG. 4 is an enlarged view of the claimed design shown in FIG. 2 with environment removed for clarity purposes.  
The broken line immediately adjacent to -and surrounding the photographic area defines the peripheral bounds of the claimed design and forms no part thereof. The broken lines depicting the remainder of the shoe show features that form no part of the claimed design.

**1 Claim, 4 Drawing Sheets**



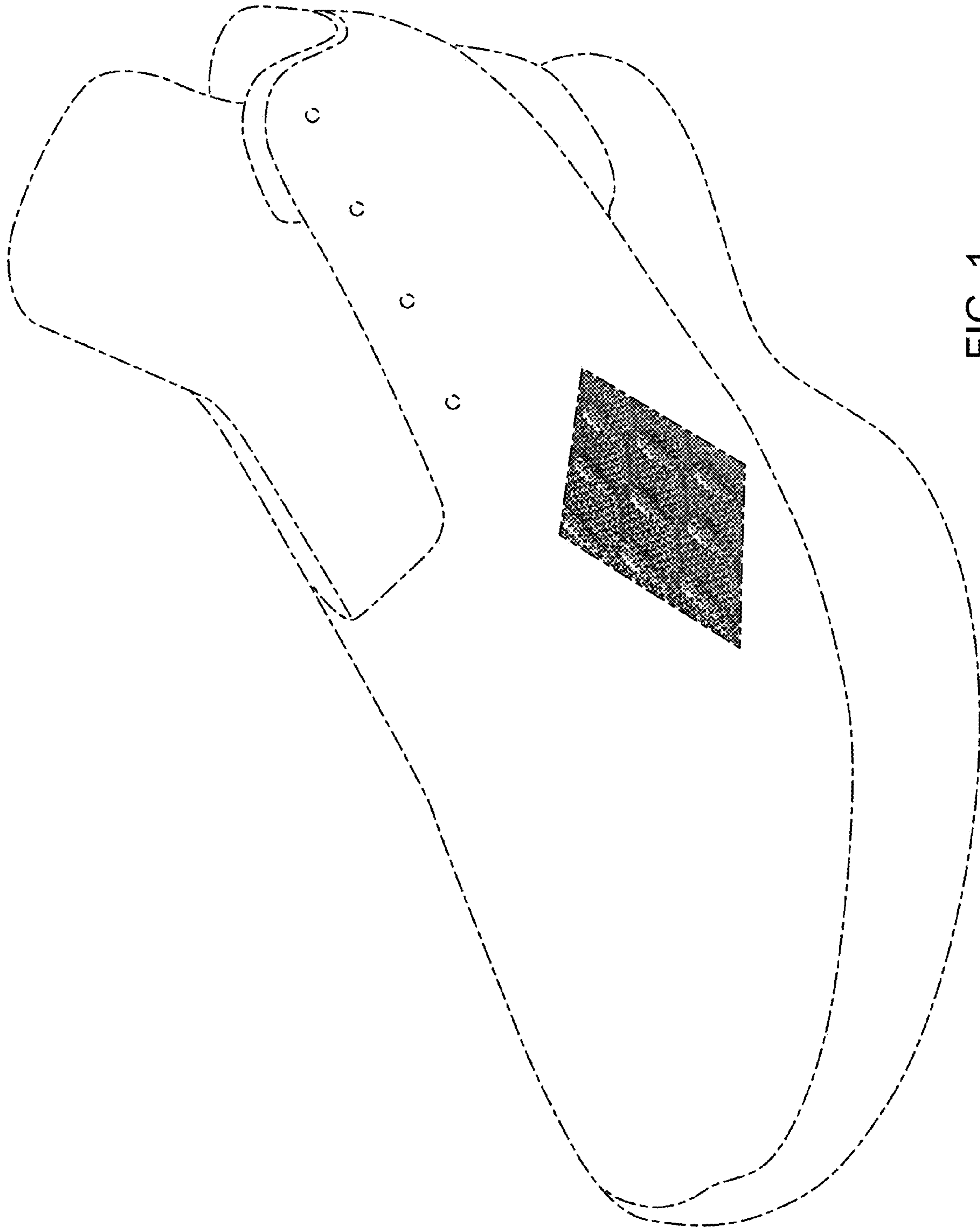


FIG. 1

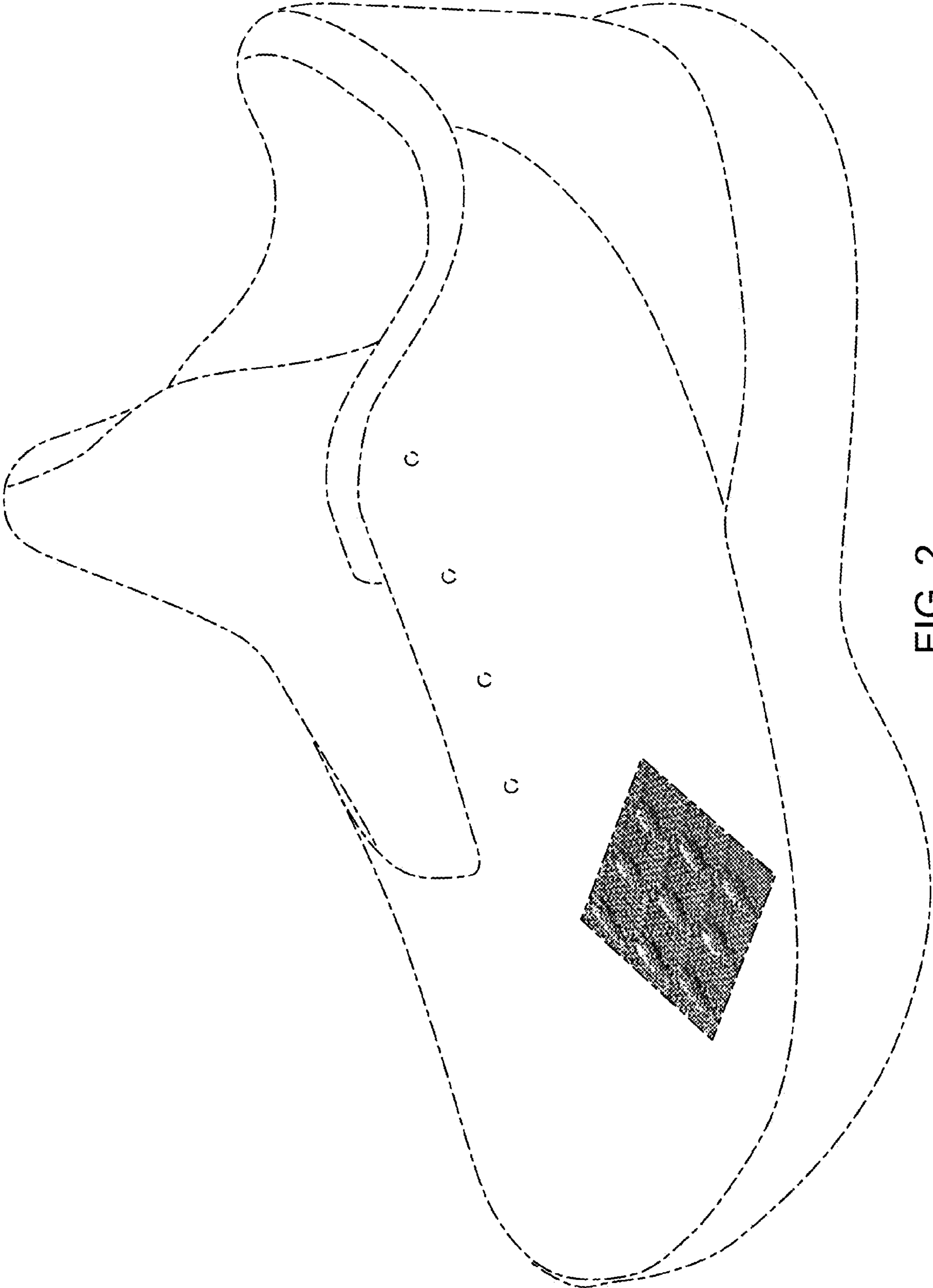


FIG. 2




FIG. 3




FIG. 4