



US00D873521S

(12) **United States Design Patent**
Arlidge et al.

(10) **Patent No.:** **US D873,521 S**
(45) **Date of Patent:** **** Jan. 21, 2020**

- (54) **PEG**
- (71) Applicant: **PROLINE PRODUCTS (NZ) LIMITED**, Napier (NZ)
- (72) Inventors: **Tomas Halford Arlidge**, Napier (NZ);
David Kim Scott, Feilding (NZ)
- (73) Assignee: **PROLINE PRODUCTS (NZ) LIMITED**, Napier (NZ)
- (**) Term: **15 Years**
- (21) Appl. No.: **29/637,321**
- (22) Filed: **Feb. 15, 2018**
- (51) **LOC (12) Cl.** **07-05**
- (52) **U.S. Cl.**
USPC **D32/61**
- (58) **Field of Classification Search**
USPC D32/60-61, 35, 64, 54; D11/78.1;
D19/65, 78; D6/328, 315-319; D8/72,
D8/394-396
CPC A44D 2203/00; A61B 17/0664; A61B
17/04; A61B 17/1265; A43D 79/00;
A41B 3/08; A41F 15/02; A62F 2/0063;
D06F 55/00
See application file for complete search history.

- D360,053 S * 7/1995 Wilborn, II D28/38
- D393,117 S * 3/1998 Doyle D32/61
- D402,778 S * 12/1998 Housman D32/61
- D467,400 S * 12/2002 Barre D32/61
- 6,842,951 B1 * 1/2005 Barre B25B 7/00
24/499
- D586,060 S * 2/2009 Kahn D32/54
- D599,520 S * 9/2009 Boesi D32/61
- D600,871 S * 9/2009 Keylikhes D32/54
- 2010/0269309 A1 * 10/2010 Boesi D06F 55/00
24/303

* cited by examiner

Primary Examiner — Michelle E. Wilson

(57) **CLAIM**

We claim the ornamental design for peg, as shown.

DESCRIPTION

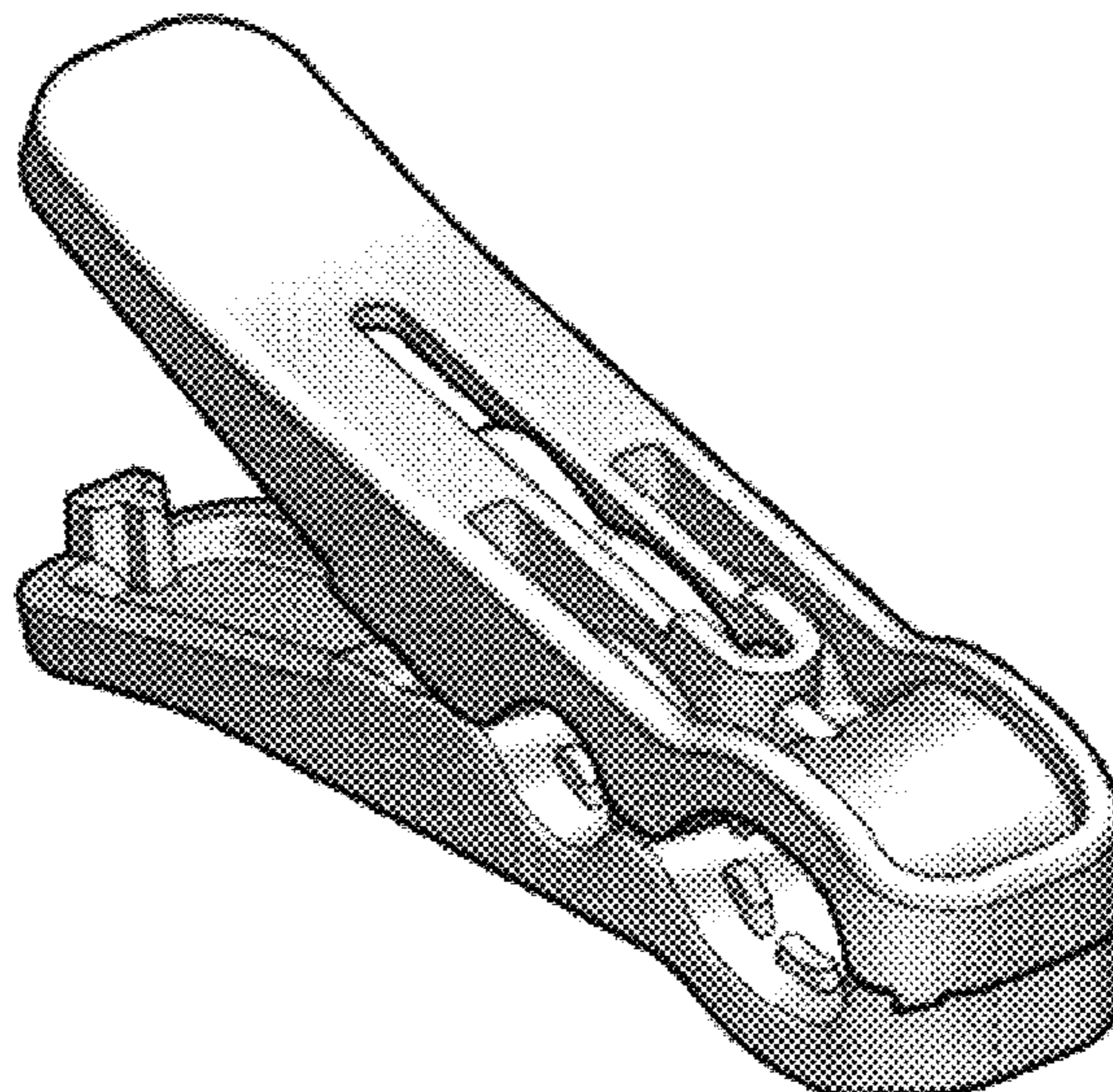
FIG. 1 is an isometric view of a closed embodiment peg in accordance with our new design;
 FIG. 2 is a side elevation view thereof;
 FIG. 3 is a side elevation view thereof, for the side opposite that of FIG. 2;
 FIG. 4 is a top elevation view thereof;
 FIG. 5 is a bottom elevation view thereof;
 FIG. 6 is a front view thereof;
 FIG. 7 is a rear view thereof;
 FIG. 8 is an isometric view of an open embodiment peg in accordance with our new design;
 FIG. 9 is a side elevation view thereof;
 FIG. 10 is a side elevation view thereof, for the side opposite that of FIG. 2;
 FIG. 11 is a top elevation view thereof;
 FIG. 12 is a bottom elevation view thereof;
 FIG. 13 is a front view thereof; and,
 FIG. 14 is a rear view thereof;
 The broken lines shown in the drawings are only provided to illustrate the environment of the design, and form no part of the claimed design.

(56) **References Cited**

U.S. PATENT DOCUMENTS

- 2,823,004 A * 2/1958 Melloh A47G 23/0225
248/215
- 3,013,654 A * 12/1961 Hoff D06F 55/00
206/343
- D193,510 S * 9/1962 Morris D32/61
- 3,076,242 A * 2/1963 Priolo D06F 55/00
24/563
- D233,312 S * 10/1974 Lock D24/143
- D245,568 S * 8/1977 Edlin D32/63
- D353,245 S * 12/1994 Tucker D32/61

1 Claim, 14 Drawing Sheets



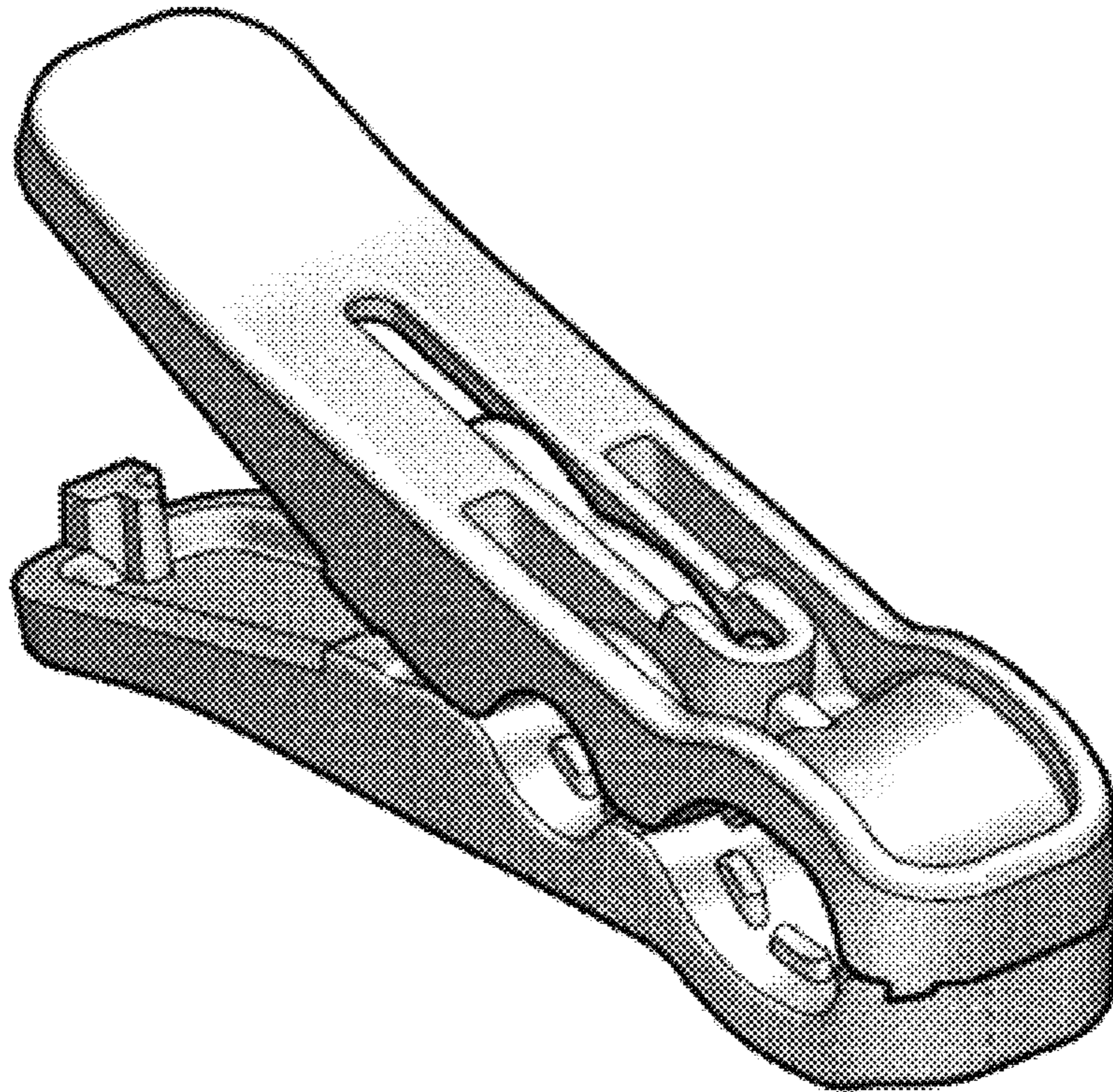


Fig. 1

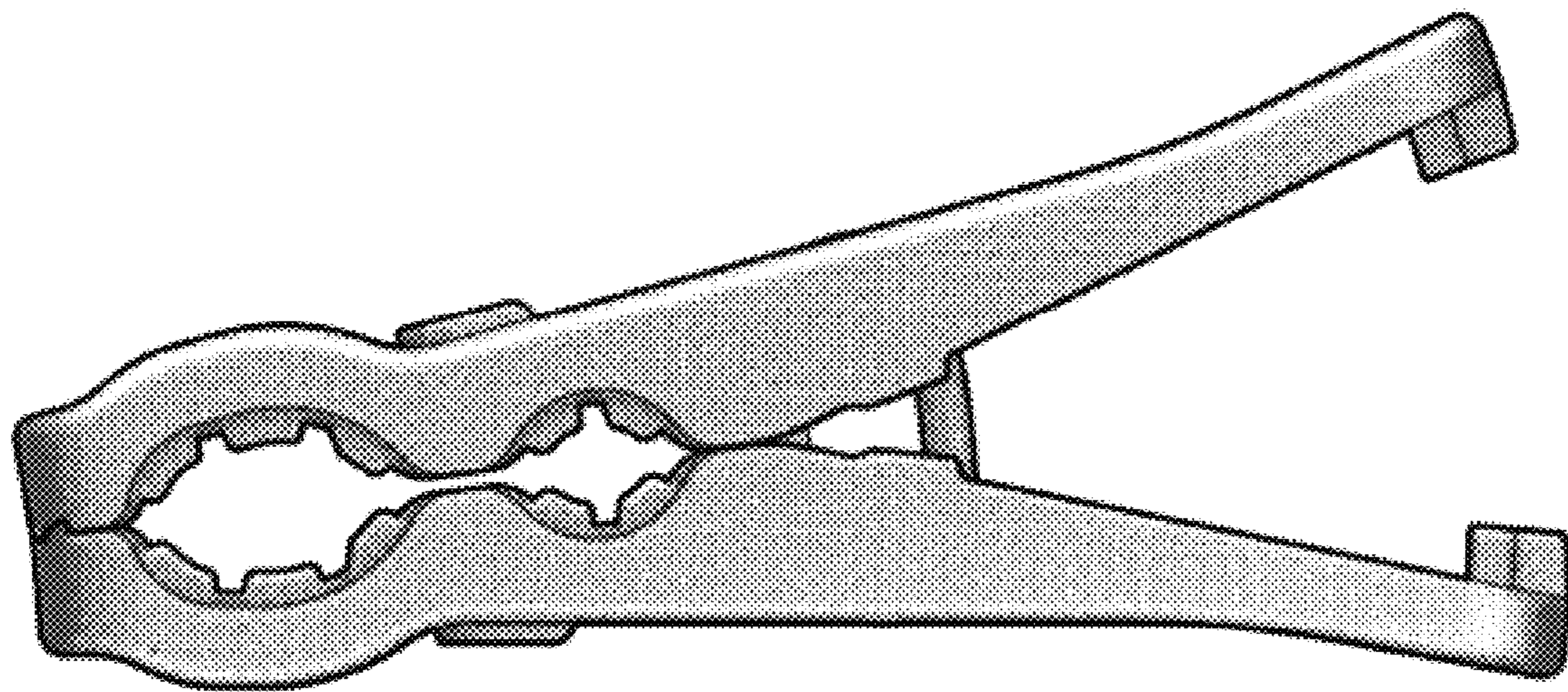


Fig. 2

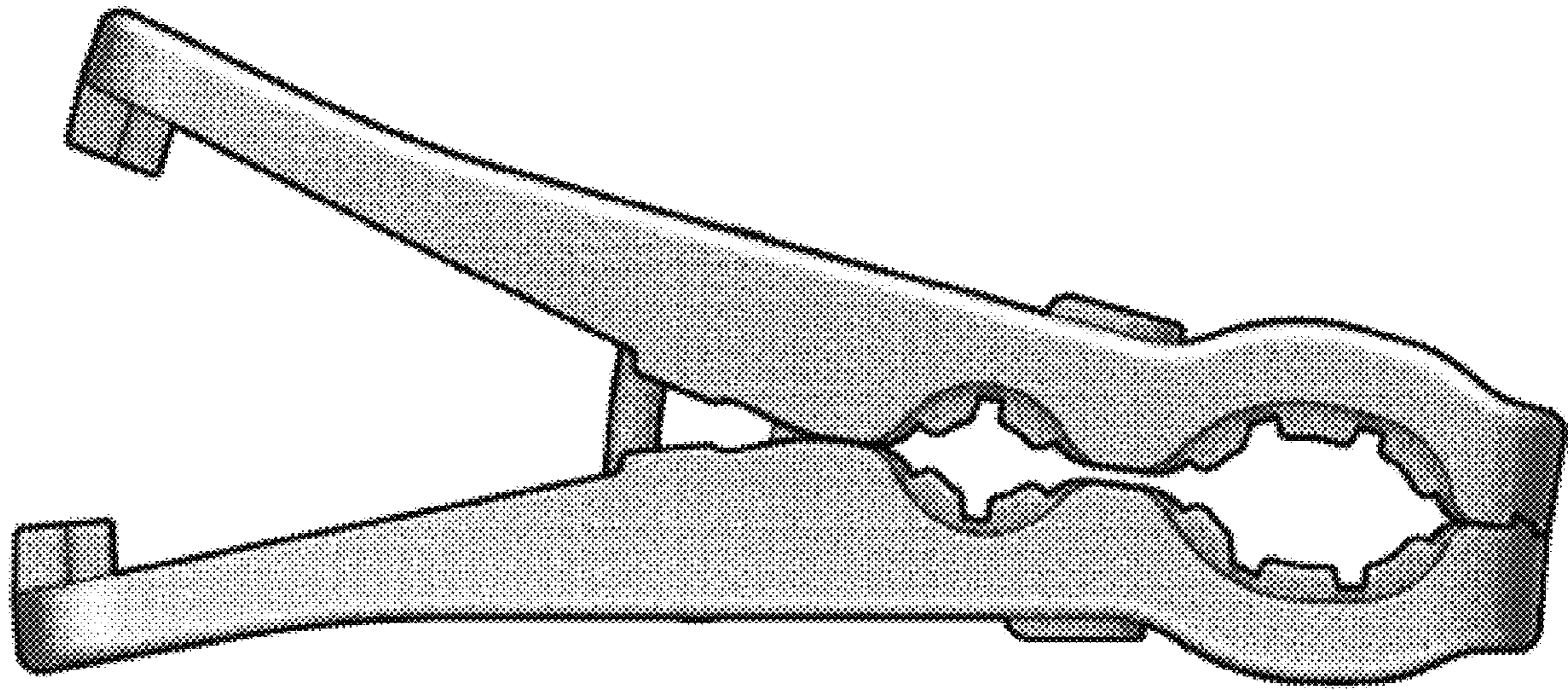


Fig. 3




Fig. 4




Fig. 5




Fig. 6




Fig. 7

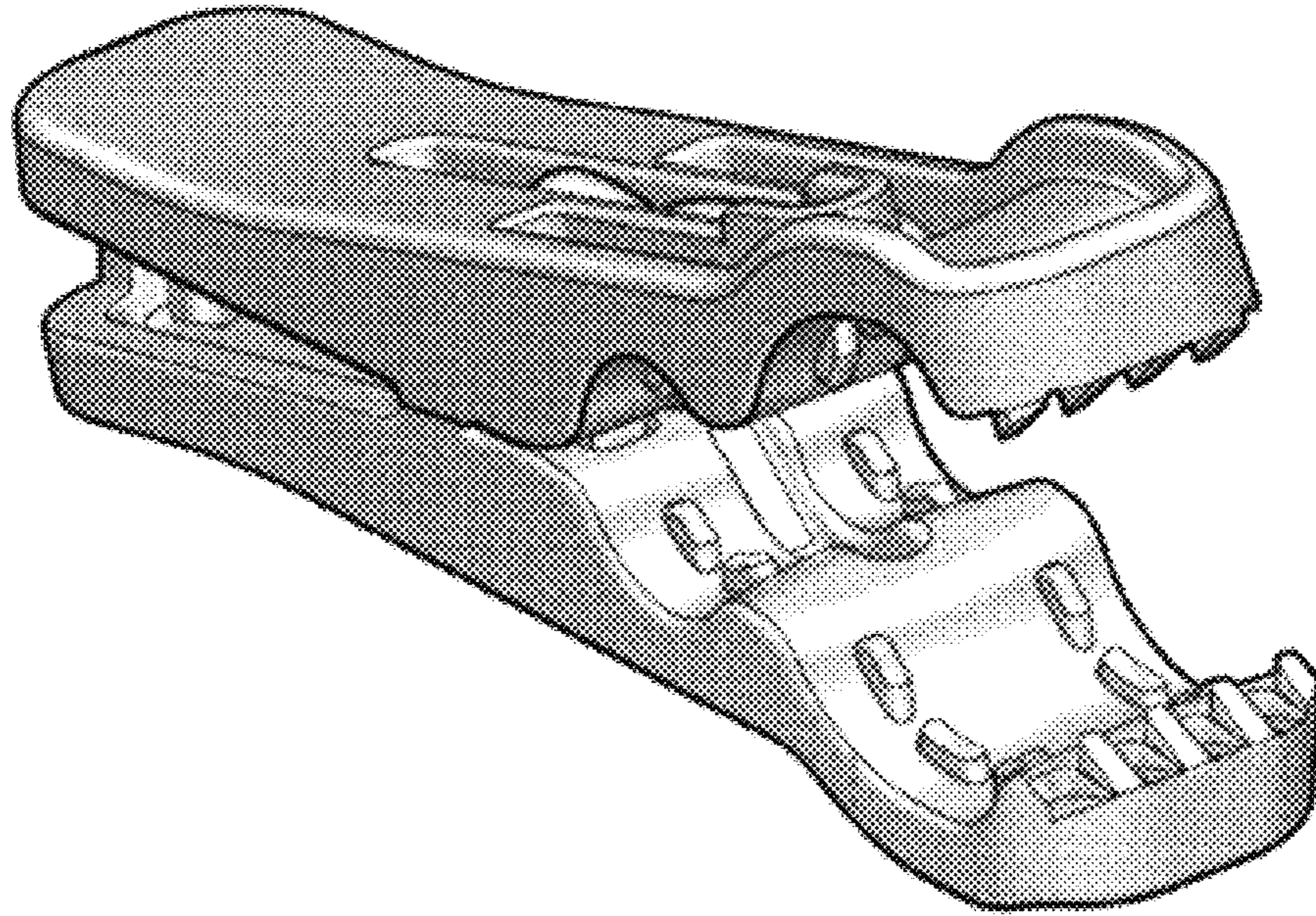


Fig. 8

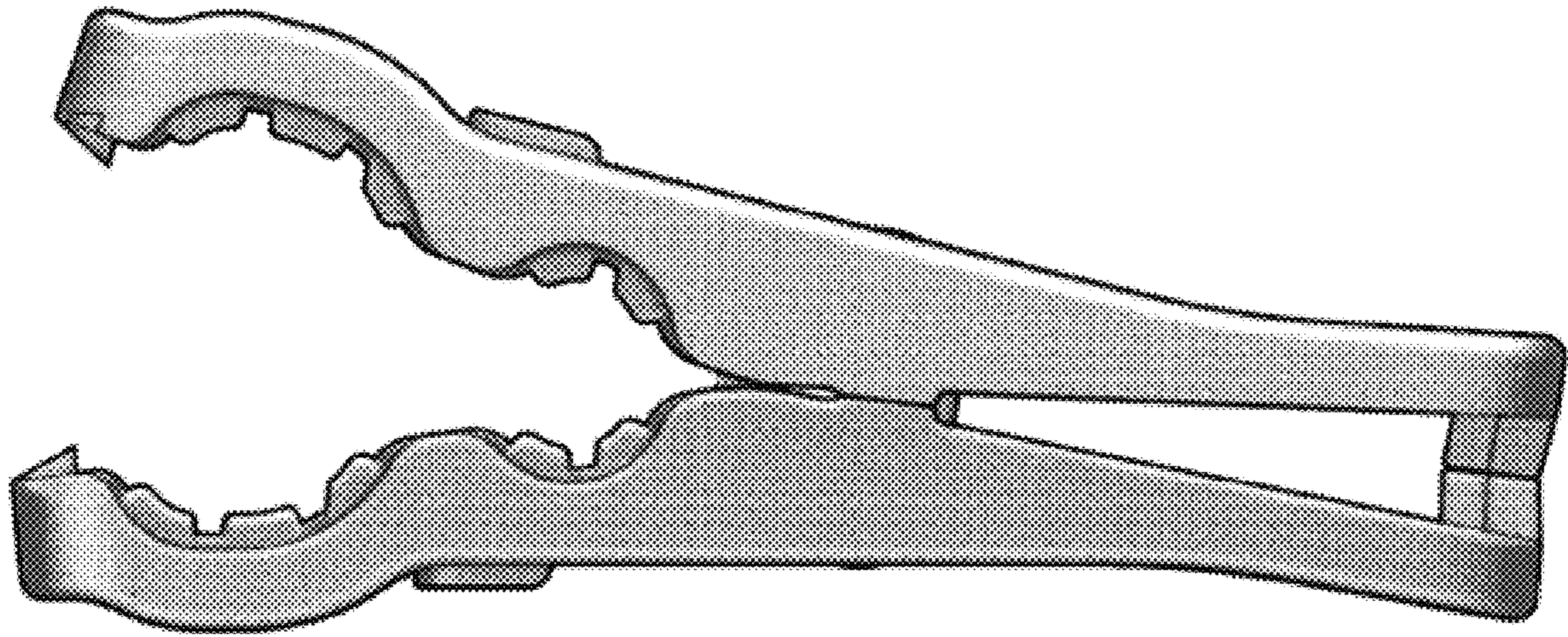


Fig. 9

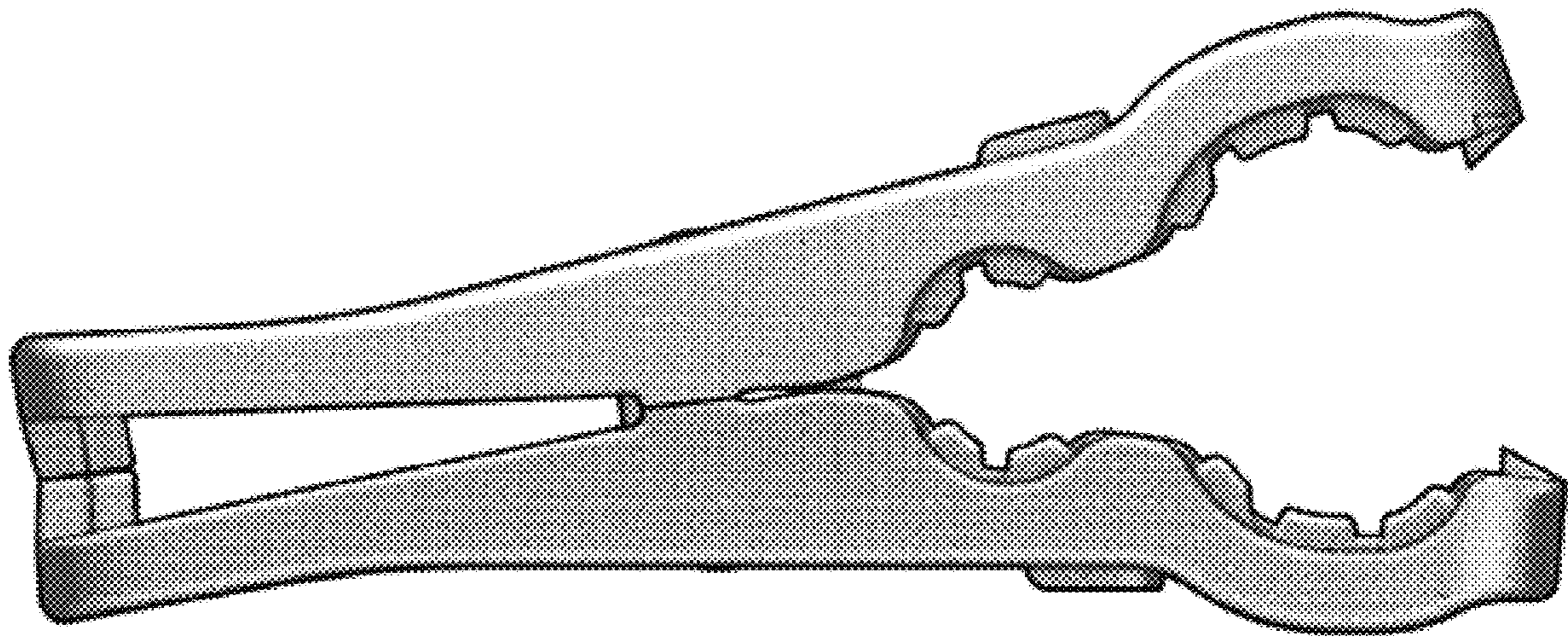


Fig. 10




Fig. 11




Fig. 12

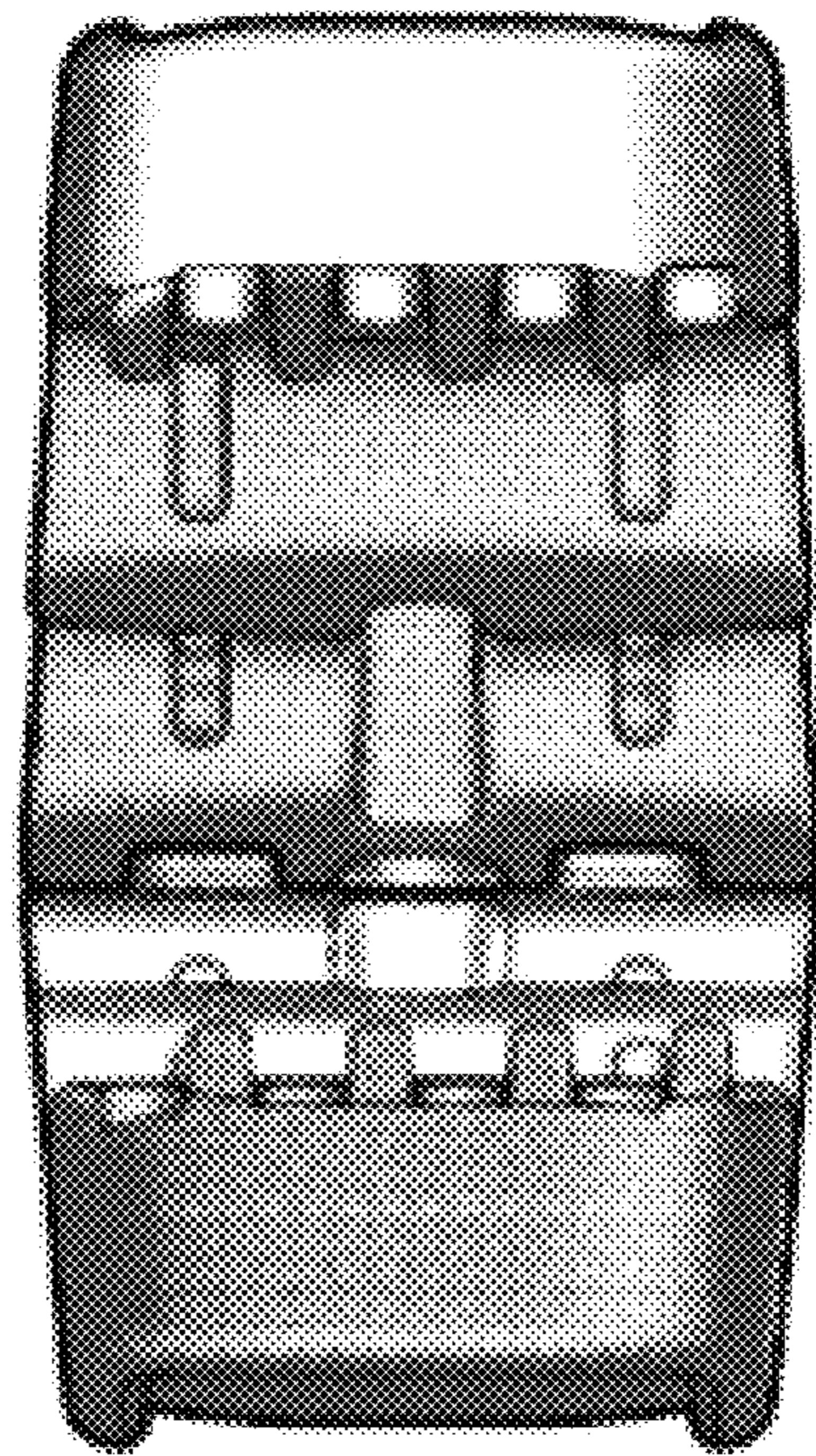


Fig. 13




Fig. 14