



US00D873502S

(12) **United States Design Patent** (10) **Patent No.:** **US D873,502 S**  
**MacNeil et al.** (45) **Date of Patent:** **\*\* Jan. 21, 2020**

(54) **DOUBLE BOWL LOW-PROFILE PET FEEDING STATION**

CPC ..... A01K 5/00; A01K 5/01; A01K 5/0107; A01K 5/0114; A01K 5/0121; A01K 5/0128; A01K 5/0135; A01K 7/005

(71) Applicant: **MacNeil IP LLC**, Bolingbrook, IL (US)

See application file for complete search history.

(72) Inventors: **David F. MacNeil**, Fort Lauderdale, FL (US); **Frederick W. Masanek, Jr.**, Barrington, IL (US)

(56) **References Cited**

U.S. PATENT DOCUMENTS

(73) Assignee: **MACNEIL IP LLC**, Bolingbrook, IL (US)

491,702 A \* 2/1893 Felix ..... A01K 5/0135 119/61.54

(\*\*) Term: **15 Years**

1,135,269 A 4/1915 Dudley  
D47,846 S 9/1915 Eustis  
D52,657 S 11/1918 Howland

(21) Appl. No.: **29/653,512**

1,881,416 A 10/1932 Uhalt  
D145,192 S 7/1946 Zimmer

(22) Filed: **Jun. 15, 2018**

2,417,977 A 3/1947 French  
2,560,708 A 7/1951 Titus  
2,813,509 A 11/1957 Bruno

**Related U.S. Application Data**

(63) Continuation-in-part of application No. 29/635,541, filed on Jan. 31, 2018, which is a continuation-in-part of application No. 29/621,052, filed on Oct. 4, 2017, which is a continuation-in-part of application No. 29/602,916, filed on May 4, 2017, which is a continuation-in-part of application No. 29/560,208, filed on Apr. 4, 2016, now Pat. No. Des. 802,853.

D183,822 S 11/1958 Barnhart  
2,878,932 A 3/1959 Martire, Jr.  
2,893,163 A 7/1959 Hazel, Jr.

(51) **LOC (12) Cl.** ..... **30-03**

D186,040 S 9/1959 Stageberg  
2,919,456 A 1/1960 Spivey  
3,019,783 A 2/1962 Clarke

(52) **U.S. Cl.**

USPC ..... **D30/130**; D30/129; D30/121; D30/133

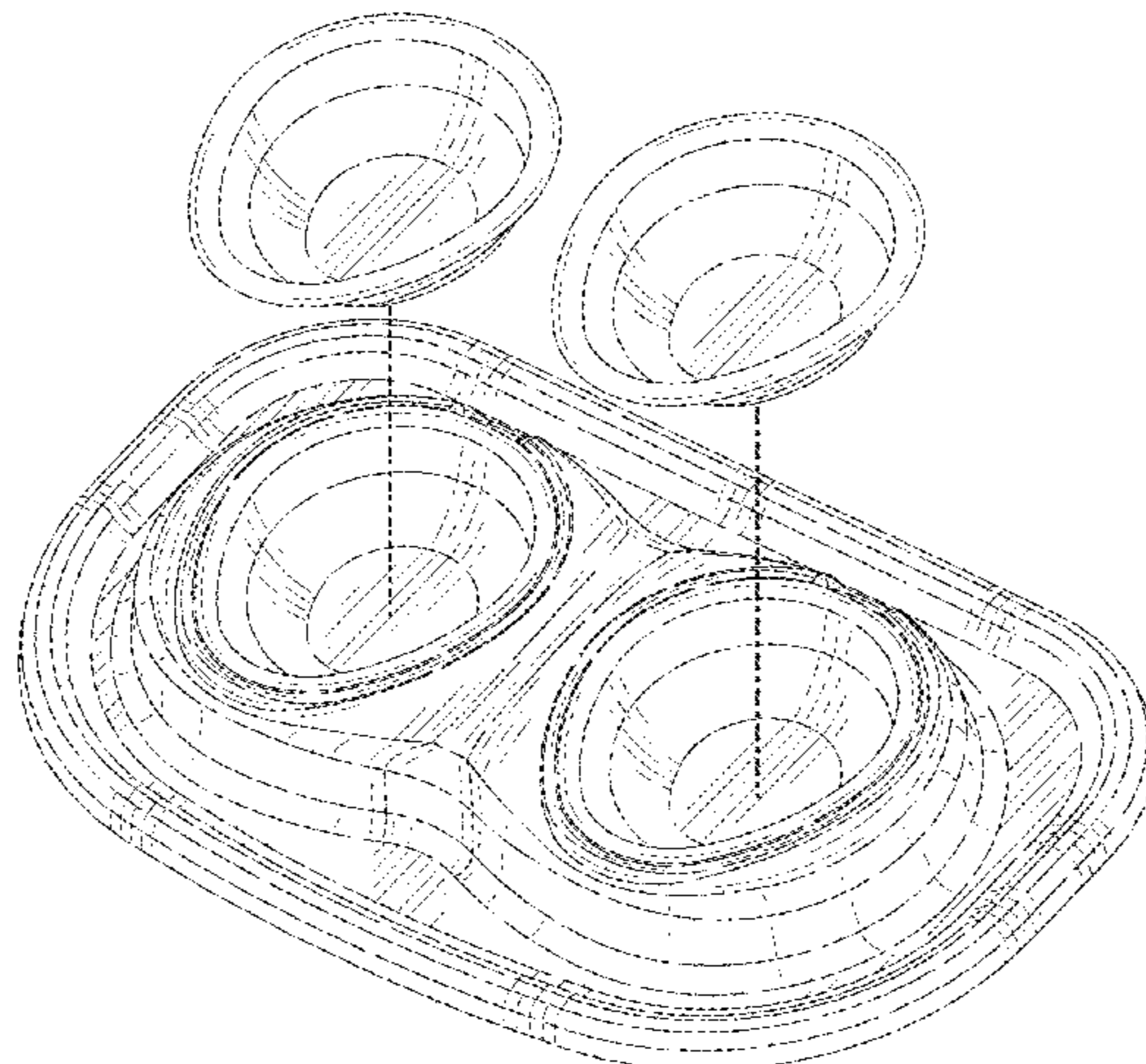
D193,071 S \* 6/1962 Chadbourne ..... D9/425  
3,232,662 A 2/1966 Graves  
D209,677 S 12/1967 Robert

(58) **Field of Classification Search**

USPC ..... D30/133, 121, 128, 130, 132, 122, 129; 119/52.1, 55, 61.5-61.56, 51.01, 51.03, 119/59, 62, 63, 51.5, 57.8, 74, 61; D6/480-485; 248/188, 151; 312/204; 108/153.1-157, 25-26; 220/23.87, 630, 220/737, 743, 9.4, 495.01, 574, 212, 255, 220/23.83, 575; 206/515, 557, 560, 562, 206/563, 565; D7/586, 543, 550.1, 587, D7/505, 584, 545, 500, 553.1-553.8, 546, D7/555, 556, 504, 565, 562, 602, 507, D7/549, 558, 552.2, 560, 566, 548, 681; D9/429; 43/109; D22/122; 99/430, 99/DIG. 15

3,637,454 A 1/1972 Pavernick  
3,729,037 A 4/1973 Dare et al.  
3,734,062 A \* 5/1973 O'Hara ..... A01K 5/0135 119/61.54

3,745,974 A 7/1973 Karasz  
D229,073 S 11/1973 Brickel  
3,791,550 A 2/1974 Duncan  
D233,581 S 11/1974 Bridges et al.  
D236,790 S 9/1975 Bruno et al.  
D238,592 S 1/1976 Goldman et al.  
D241,917 S 10/1976 Borum  
D242,515 S 11/1976 Shumrak et al.  
3,995,844 A 12/1976 Hellman  
4,065,195 A 12/1977 Fahmie  
4,093,041 A 6/1978 Davis et al.  
D251,652 S 4/1979 Molloy  
D255,527 S 6/1980 Seager  
D259,669 S 6/1981 Peterson  
D279,067 S 6/1985 Kuster  
D281,481 S 11/1985 Geiser  
D285,515 S 9/1986 Papciak  
D299,010 S 12/1988 Wall  
4,880,112 A 11/1989 Conrad





# US D873,502 S

4,907,539 A	3/1990	Abolhasan		D613,999 S	4/2010	Sierra	
5,053,262 A *	10/1991	Kerr .....	A47G 19/10 248/206.4	D623,358 S	9/2010	Kim	
				D623,359 S	9/2010	Kim	
D321,809 S	11/1991	Zobrist		7,789,041 B1	9/2010	Taylor	
D326,742 S *	6/1992	Tart .....	119/61.1	D626,791 S	11/2010	Sierra	
5,161,713 A	11/1992	English		D630,512 S	1/2011	Venier	
D335,797 S	5/1993	DeGrow		D636,674 S	4/2011	Golota et al.	
D336,592 S	6/1993	DeGrow		D640,486 S	6/2011	Saelid	
5,221,032 A	6/1993	Bott et al.		D641,211 S	7/2011	Olivari et al.	
D342,642 S	12/1993	Brazis		D641,212 S	7/2011	Olivari et al.	
D344,436 S *	2/1994	Walls .....	D7/553.4	D641,628 S	7/2011	Baughman	
D348,646 S	7/1994	Reuben		D641,937 S	7/2011	Pitter	
5,390,798 A	2/1995	Yanuzzi		7,992,714 B1	8/2011	Devault et al.	
D358,233 S	5/1995	Weaver		D646,440 S	10/2011	Chance et al.	
D362,090 S *	9/1995	Baldwin .....	D30/130	D646,442 S	10/2011	Chance et al.	
D362,363 S	9/1995	Friedman		D646,852 S	10/2011	Chance et al.	
D362,389 S	9/1995	Frye		D653,000 S	1/2012	Rutherford	
5,493,998 A *	2/1996	Warren .....	A01K 5/0114 119/61.54	D655,541 S	3/2012	Zemel	
				8,148,651 B1	4/2012	Coppola	
D371,644 S	7/1996	Lillelund et al.		8,162,390 B2	4/2012	Zhong	
D373,932 S	9/1996	Onneweer		D659,297 S *	5/2012	Stygstra .....	D30/130
D374,109 S	9/1996	Lillelund et al.		D659,913 S	5/2012	Spectre et al.	
5,560,316 A	10/1996	Lillelund et al.		8,201,879 B2	6/2012	Hartenstine et al.	
5,580,037 A	12/1996	Gore		D669,231 S	10/2012	Chance et al.	
5,605,247 A	2/1997	Earnshaw		D670,041 S	10/2012	Chance et al.	
5,626,256 A	5/1997	Onneweer		D672,163 S	12/2012	Wells et al.	
D384,778 S	10/1997	Powers et al.		8,516,975 B2	8/2013	Becattini, Jr. et al.	
D386,838 S	11/1997	Pini et al.		D692,623 S	10/2013	Lipscomb	
D392,884 S	3/1998	Hayes		D710,980 S	8/2014	Pollard, Jr.	
5,743,219 A	4/1998	Lampe		D712,204 S	9/2014	Hatcher et al.	
D413,209 S	8/1999	Jarke		D717,104 S	11/2014	Redfern	
D414,634 S	10/1999	Smith		D720,948 S	1/2015	Gonzalez et al.	
D415,657 S	10/1999	Cornelissen		D722,407 S	2/2015	Roslonski et al.	
D415,933 S	11/1999	Cornelissen		D725,317 S *	3/2015	Avalos Sartorio .....	D30/121
D432,280 S	10/2000	Quinlan et al.		D725,836 S	3/2015	Avalos Sartorio et al.	
D433,580 S	11/2000	Jarke		D727,576 S	4/2015	Avalos Sartorio et al.	
D435,705 S	12/2000	Powers		9,039,079 B2	5/2015	Huntsberger et al.	
6,179,377 B1	1/2001	Harper		9,044,077 B1	6/2015	Lin	
D440,798 S	4/2001	Kuhlman et al.		9,089,208 B2	7/2015	Zimmerman	
6,209,487 B1	4/2001	Quinlan et al.		D735,573 S	8/2015	Jondal et al.	
D441,441 S	5/2001	Upson		9,144,321 B2	9/2015	Melo	
D442,831 S	5/2001	Jacobs		D741,742 S	10/2015	Kunnas et al.	
6,427,626 B1	8/2002	Quinlan et al.		D742,220 S	11/2015	Eyerman et al.	
D474,940 S	5/2003	Wellner		D744,174 S	11/2015	Jones et al.	
D477,691 S	7/2003	Crowley		D745,327 S *	12/2015	Laurain .....	D6/614
D487,669 S	3/2004	Smith		D746,979 S	1/2016	Dominguez et al.	
D487,823 S	3/2004	Wang		9,226,478 B1	1/2016	Uhl	
6,705,249 B2	3/2004	Quinlan et al.		D751,381 S	3/2016	Torrison et al.	
D493,672 S	8/2004	Jalet et al.		D751,382 S	3/2016	Torrison et al.	
6,786,177 B1	9/2004	Lemkin		D764,206 S	8/2016	Lin	
D499,933 S	12/2004	Rutter et al.		D766,659 S *	9/2016	Laurain .....	D30/130
D504,196 S	4/2005	Huthmaker et al.		D767,941 S	10/2016	Laurain	
D504,799 S	5/2005	Lawson et al.		D770,796 S	11/2016	Lin	
6,912,970 B2	7/2005	Sage, Jr.		D772,701 S	11/2016	Dziaba et al.	
D508,822 S	8/2005	Smith et al.		9,504,285 B2	11/2016	Lin	
D512,801 S *	12/2005	Kratzer .....	D30/130	D774,361 S	12/2016	Laurain	
D517,743 S	3/2006	Perrin		D774,887 S	12/2016	Torrison et al.	
D521,690 S	5/2006	Krcek et al.		D777,992 S	1/2017	Tsengas	
D523,186 S	6/2006	Northrop		9,560,919 B2	2/2017	Terhune	
D523,695 S	6/2006	Haataja		D781,109 S	3/2017	Rubino	
D526,850 S	8/2006	Sellers et al.		D802,853 S	11/2017	MacNeil et al.	
D538,814 S	3/2007	Cranford et al.		D811,666 S *	2/2018	Lopez .....	D30/133
D541,486 S	4/2007	Mahaffey		D824,119 S *	7/2018	Yang .....	D30/130
D541,488 S	4/2007	Marsh		D836,990 S *	1/2019	Hakim .....	D7/553.4
D550,407 S	9/2007	Spiwak		D838,142 S *	1/2019	Davies .....	D7/553.2
D550,511 S	9/2007	Luft		10,349,623 B1 *	7/2019	Stygstra .....	A01K 5/00
D551,400 S	9/2007	Tsengas		2005/0045113 A1	3/2005	Wetterer et al.	
D558,931 S	1/2008	Hood et al.		2005/0115508 A1	6/2005	Little	
D562,078 S *	2/2008	Herssein .....	D7/500	2005/0235919 A1	10/2005	Willinger et al.	
7,341,019 B1	3/2008	Tsengas		2006/0096544 A1	5/2006	Spiwek	
D566,363 S	4/2008	Lown et al.		2007/0264450 A1	11/2007	White et al.	
D573,466 S	7/2008	White et al.		2009/0199775 A1	8/2009	Shamoon	
D582,265 S	12/2008	Helfman		2010/0107984 A1	5/2010	Uffner et al.	
7,475,937 B2	1/2009	McGrew et al.		2010/0162961 A1	7/2010	Hove et al.	
D601,310 S *	9/2009	Greenan .....	D30/129	2012/0186497 A1	7/2012	Spano	
D607,616 S	1/2010	Newsome et al.		2013/0118412 A1	5/2013	Korrie	
7,673,934 B2	3/2010	Bearup et al.		2014/0261203 A1	9/2014	Renforth et al.	
7,681,525 B1	3/2010	Trulove		2014/0338573 A1	11/2014	Rassat	
D613,979 S	4/2010	Moore		2014/0346293 A1	11/2014	Qiu	



2015/0214090	A1	7/2015	Jin et al.	
2016/0037744	A1	2/2016	Rudin	
2016/0073805	A1*	3/2016	Laurain .....	A47G 19/02 220/575
2016/0120147	A1	5/2016	Antonio	
2016/0219832	A1*	8/2016	Langston .....	A01K 5/0142
2017/0071155	A1	3/2017	Gailen	
2017/0086423	A1	3/2017	Wall	
2017/0280675	A1*	10/2017	MacNeil .....	A01K 5/0135
2018/0199542	A1*	7/2018	Foster .....	A01K 5/0135
2018/0368594	A1*	12/2018	Hakim .....	A47G 23/0303
2019/0159426	A1*	5/2019	Pyter .....	A01K 5/0135
2019/0281789	A1*	9/2019	Padia .....	A01K 5/0135

FOREIGN PATENT DOCUMENTS

JP D1232810 3/2005

OTHER PUBLICATIONS

International Searching Authority, Written Opinion, dated Aug. 17, 2017, seven pages.  
 Doctor's Advice Peppy, Pet Feeding Systems, catalog, Aug. 31, 2002, vol. 20, Japan.  
 Benesse Corporation, Pet Feeding Station, web page, downloaded prior to Nov. 21, 2017, Japan.  
 amazon.com, Collapsible Pet Feeder—small, pink, web page, downloaded prior to Nov. 21, 2017, Japan.  
 T-K-MAXX, Pink Flexi Pet Bowl Duo, web page, downloaded prior to Nov. 21, 2017, Japan.  
 Iris Ohyama Incorporated, Pet Feeding Bowls, web page, Jul. 2, 2007.  
 amazon.com, Double Bowl Feeding Station by Pupmoms, web page, Jan. 10, 2018.  
 National Center for Industrial Property Information and Training, house.richell.co.jp, Oblong Bowls, downloaded Jan. 10, 2018.  
 Nissen Company Limited, Oblong Bowl, web page, downloaded prior to Dec. 5, 2017, Japan.  
 National Center for Industrial Property Information and Training, www.e-narumi.com, Oblong Bowl, downloaded Jan. 10, 2018.

\* cited by examiner

*Primary Examiner* — Susan Moon Lee  
 (74) *Attorney, Agent, or Firm* — Perkins IP Law Group LLC; Jefferson Perkins

(57) **CLAIM**

We claim the ornamental design for a double bowl low-profile pet feeding station, as shown and described.

**DESCRIPTION**

FIG. 1 is a top perspective view of a first embodiment of a double bowl low-profile pet feeding station according to our design;  
 FIG. 2 is a top perspective view of the embodiment shown in FIG. 1, in which the bowls are shown raised out of the combined mat and stand component;  
 FIG. 3 is a bottom perspective view thereof;  
 FIG. 4 is a top view of the embodiment shown in FIG. 1;  
 FIG. 5 is a front view of the embodiment shown in FIG. 1;  
 FIG. 6 is a rear view of the embodiment shown in FIG. 1;  
 FIG. 7 is a right side view of the embodiment shown in FIG. 1, a left side view thereof being a mirror image of the right side view;  
 FIG. 8 is a top perspective view of the combined mat and stand component used in the embodiment shown in FIG. 1;  
 FIG. 9 is a top view thereof;  
 FIG. 10 is a front view thereof;

FIG. 11 is a rear view thereof;  
 FIG. 12 is a right side view of the combined mat and stand component shown in FIG. 8, a left side view thereof being a mirror image of the right side view;  
 FIG. 13 is a transverse sectional view taken along line 13-13 of FIG. 9;  
 FIG. 14 is a longitudinal sectional view taken along line 14-14 of FIG. 9;  
 FIG. 15 is a top perspective view of the double bowl low-profile pet feeding station according to a second embodiment;  
 FIG. 16 is a top perspective view of the embodiment shown in FIG. 15, in which the bowls are shown raised out of the combined mat and stand component;  
 FIG. 17 is a bottom perspective view thereof;  
 FIG. 18 is a top view thereof;  
 FIG. 19 is a front view thereof;  
 FIG. 20 is a rear view thereof;  
 FIG. 21 is a right side view of the embodiment shown in FIG. 15, a left side view thereof being a mirror image of the right side view;  
 FIG. 22 is a top perspective view of the combined mat and stand component used in the embodiment shown in FIG. 15;  
 FIG. 23 is a top view thereof;  
 FIG. 24 is a front view thereof;  
 FIG. 25 is a rear view thereof;  
 FIG. 26 is a right side view of the combined mat and stand component shown in FIG. 22, a left side view thereof being a mirror image of the right side view;  
 FIG. 27 is a transverse sectional view taken along line 27-27 of FIG. 23;  
 FIG. 28 is a longitudinal sectional view taken along line 28-28 of FIG. 23;  
 FIG. 29 is a top perspective view of the double bowl low-profile pet feeding station according to a third embodiment;  
 FIG. 30 is a top perspective view of the embodiment shown in FIG. 29, in which the bowls are shown raised out of the combined mat and stand component;  
 FIG. 31 is a bottom perspective view thereof;  
 FIG. 32 is a top view thereof;  
 FIG. 33 is a front view thereof;  
 FIG. 34 is a rear view thereof;  
 FIG. 35 is a right side view of the embodiment shown in FIG. 29, a left side view thereof being a mirror image of the right side view;  
 FIG. 36 is a top perspective view of the combined mat and stand component used in the embodiment shown in FIG. 29;  
 FIG. 37 is a top view thereof;  
 FIG. 38 is a front view thereof;  
 FIG. 39 is a rear view thereof;  
 FIG. 40 is a right side view of the combined mat and stand component shown in FIG. 36, a left side view thereof being a mirror image of the right side view;  
 FIG. 41 is a transverse sectional view taken along line 41-41 of FIG. 37;  
 FIG. 42 is a longitudinal sectional view taken along line 42-42 of FIG. 37;  
 FIG. 43 is a top perspective view of the double bowl low-profile pet feeding station according to a fourth embodiment;  
 FIG. 44 is a top perspective view of the embodiment shown in FIG. 43, in which the bowls are shown raised out of the combined mat and stand component;  
 FIG. 45 is a bottom perspective view thereof;

FIG. 46 is a top view thereof;  
FIG. 47 is a front view thereof;  
FIG. 48 is a rear view thereof;  
FIG. 49 is a right side view of the embodiment shown in FIG. 43, a left side view thereof being a mirror image of the right side view;  
FIG. 50 is a top perspective view of the combined mat and stand component used in the embodiment shown in FIG. 43;  
FIG. 51 is a top view thereof;  
FIG. 52 is a front view thereof;  
FIG. 53 is a rear view thereof;  
FIG. 54 is a right side view of the combined mat and stand component shown in FIG. 50, a left side view thereof being a mirror image of the right side view;  
FIG. 55 is a transverse sectional view taken along line 55-55 of FIG. 51;  
FIG. 56 is a longitudinal sectional view taken along line 56-56 of FIG. 51;  
FIG. 57 is a top perspective view of the double bowl low-profile pet feeding station according to a fifth embodiment;  
FIG. 58 is a top perspective view of the embodiment shown in FIG. 57, in which the bowls are shown raised out of the combined mat and stand component;  
FIG. 59 is a bottom perspective view thereof;

FIG. 60 is a top view thereof;  
FIG. 61 is a front view thereof;  
FIG. 62 is a rear view thereof;  
FIG. 63 is a right side view of the embodiment shown in FIG. 57, a left side view thereof being a mirror image of the right side view;  
FIG. 64 is a top perspective view of the combined mat and stand component used in the embodiment shown in FIG. 57;  
FIG. 65 is a top view thereof;  
FIG. 66 is a front view thereof;  
FIG. 67 is a rear view thereof;  
FIG. 68 is a right side view of the combined mat and stand component shown in FIG. 64, a left side view thereof being a mirror image of the right side view;  
FIG. 69 is a transverse sectional view taken along line 69-69 of FIG. 65; and,  
FIG. 70 is a longitudinal sectional view taken along line 70-70 of FIG. 65.  
In each of the embodiments, the bottom of the combined mat and stand component is unadorned and forms no part of the design claim. The broken line showing of the underside surface of the combined mat and stand component of the feeding station depicts unclaimed portions that form no part of the design claim but are shown for illustrative purposes.

**1 Claim, 45 Drawing Sheets**



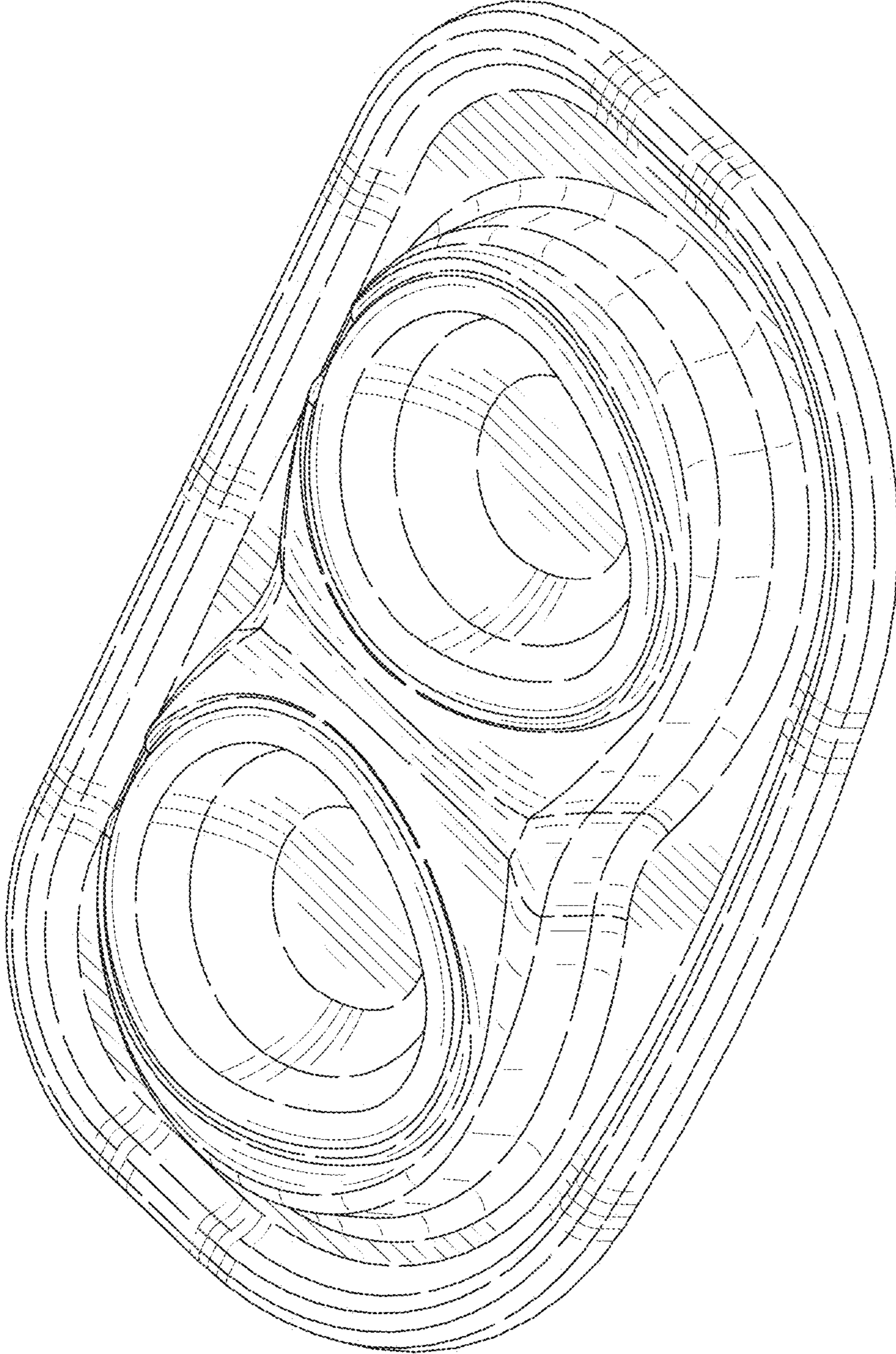


FIG. 1

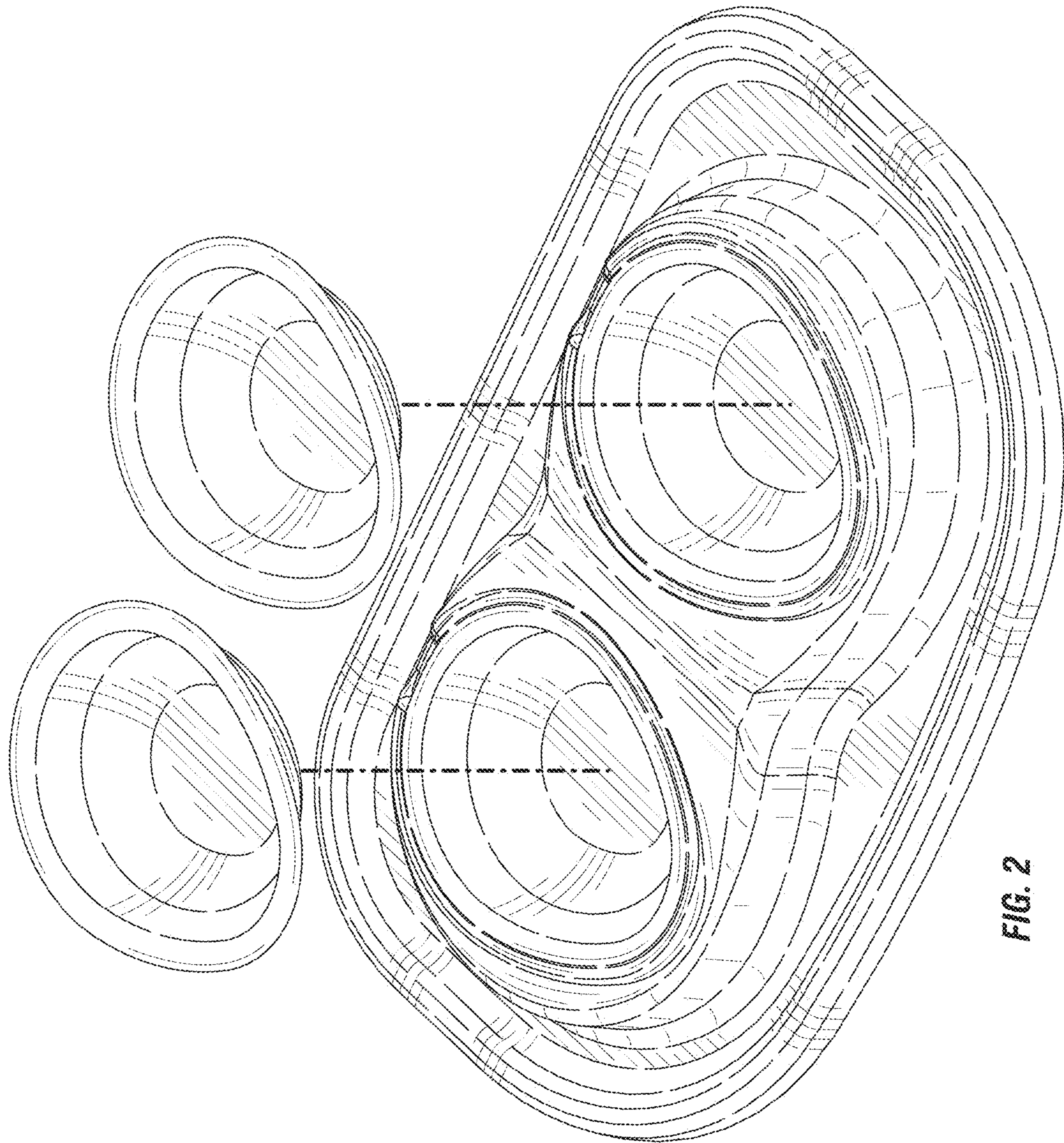


FIG. 2



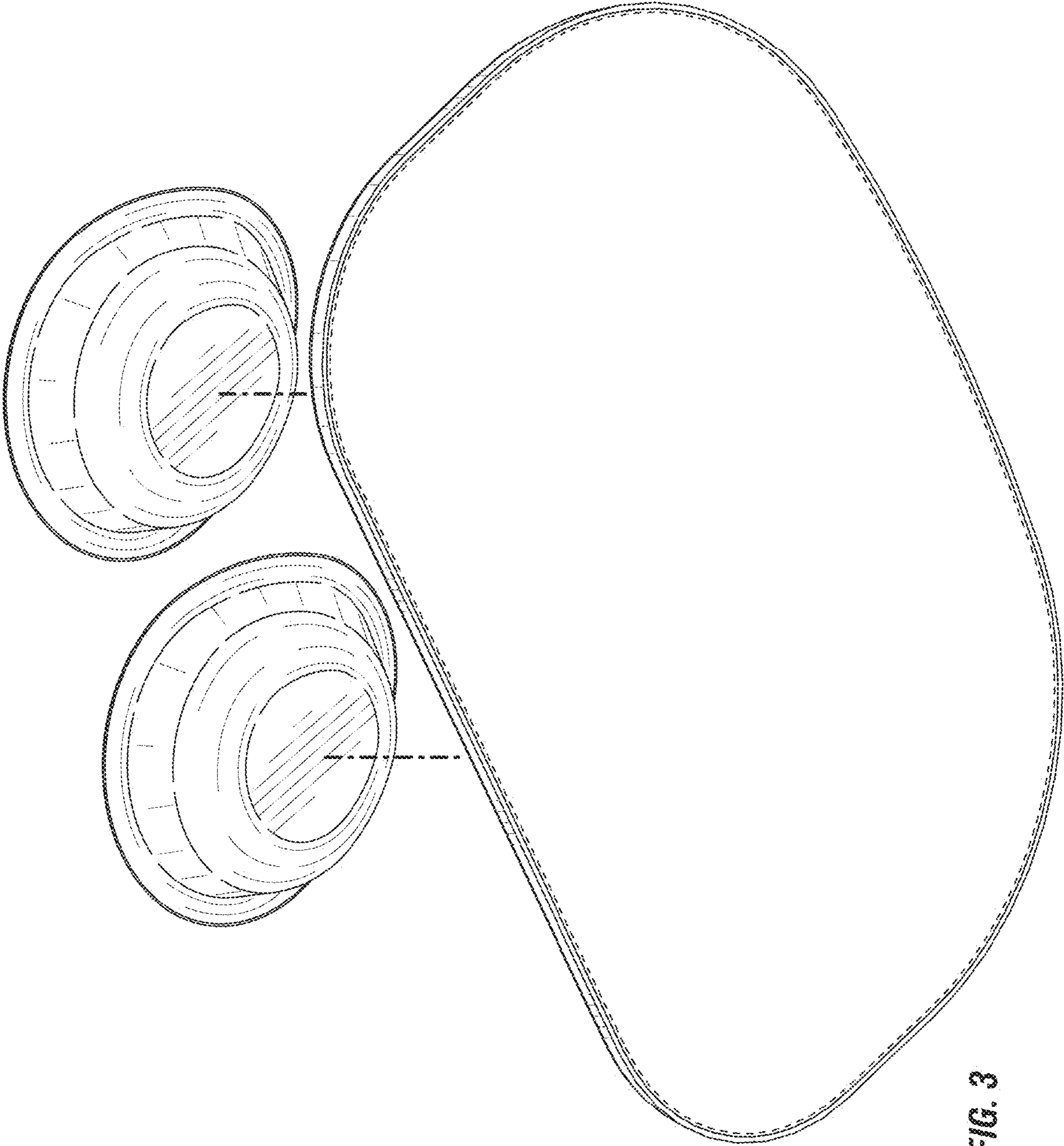


FIG. 3

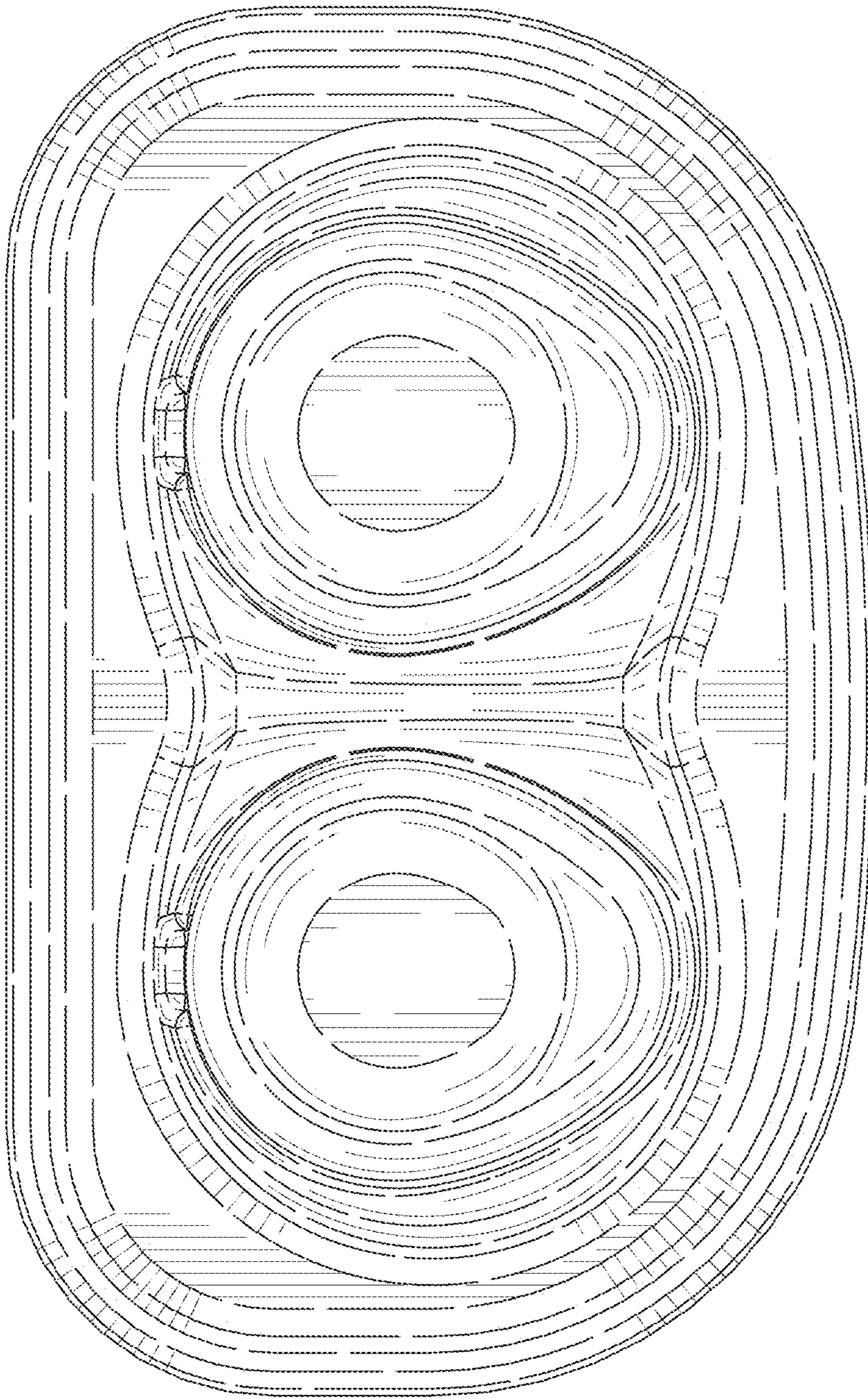


FIG. 4

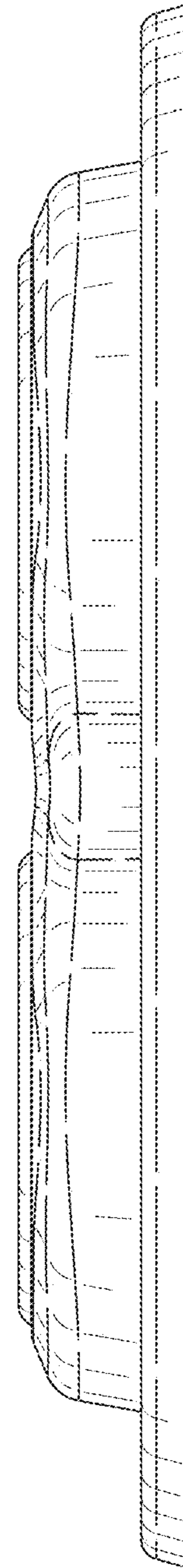


FIG. 5



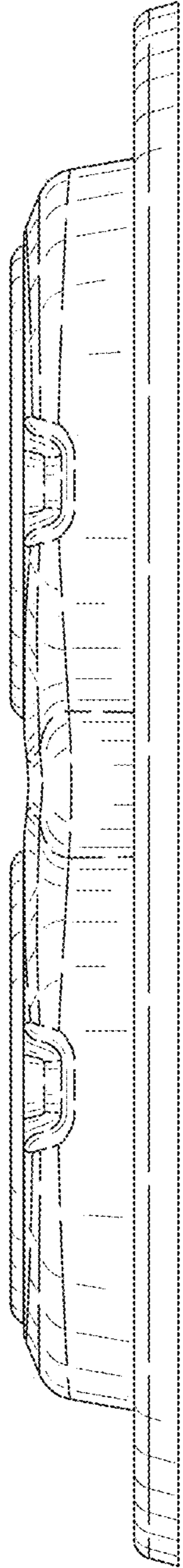


FIG. 6




FIG. 7

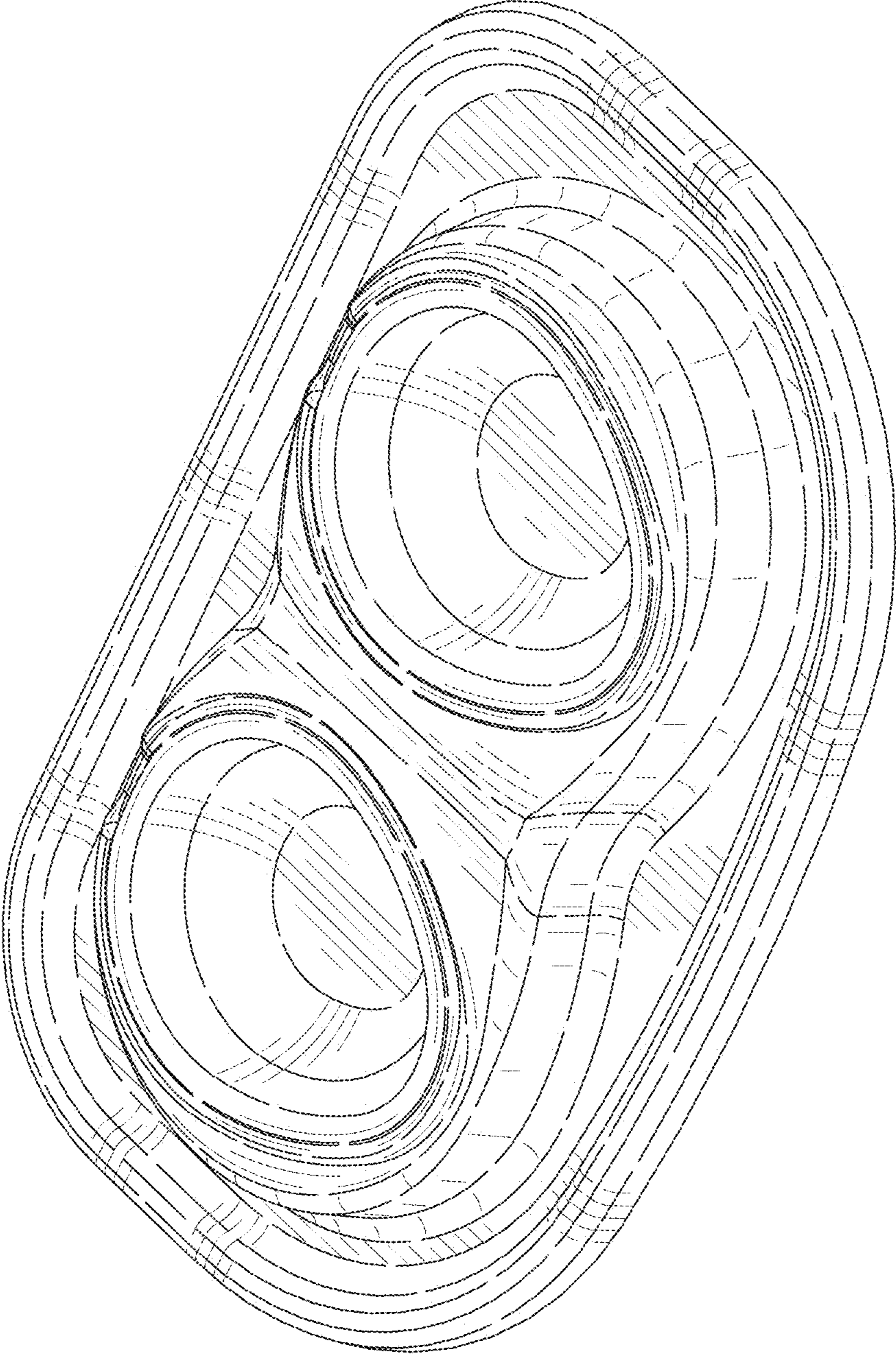


FIG. 8



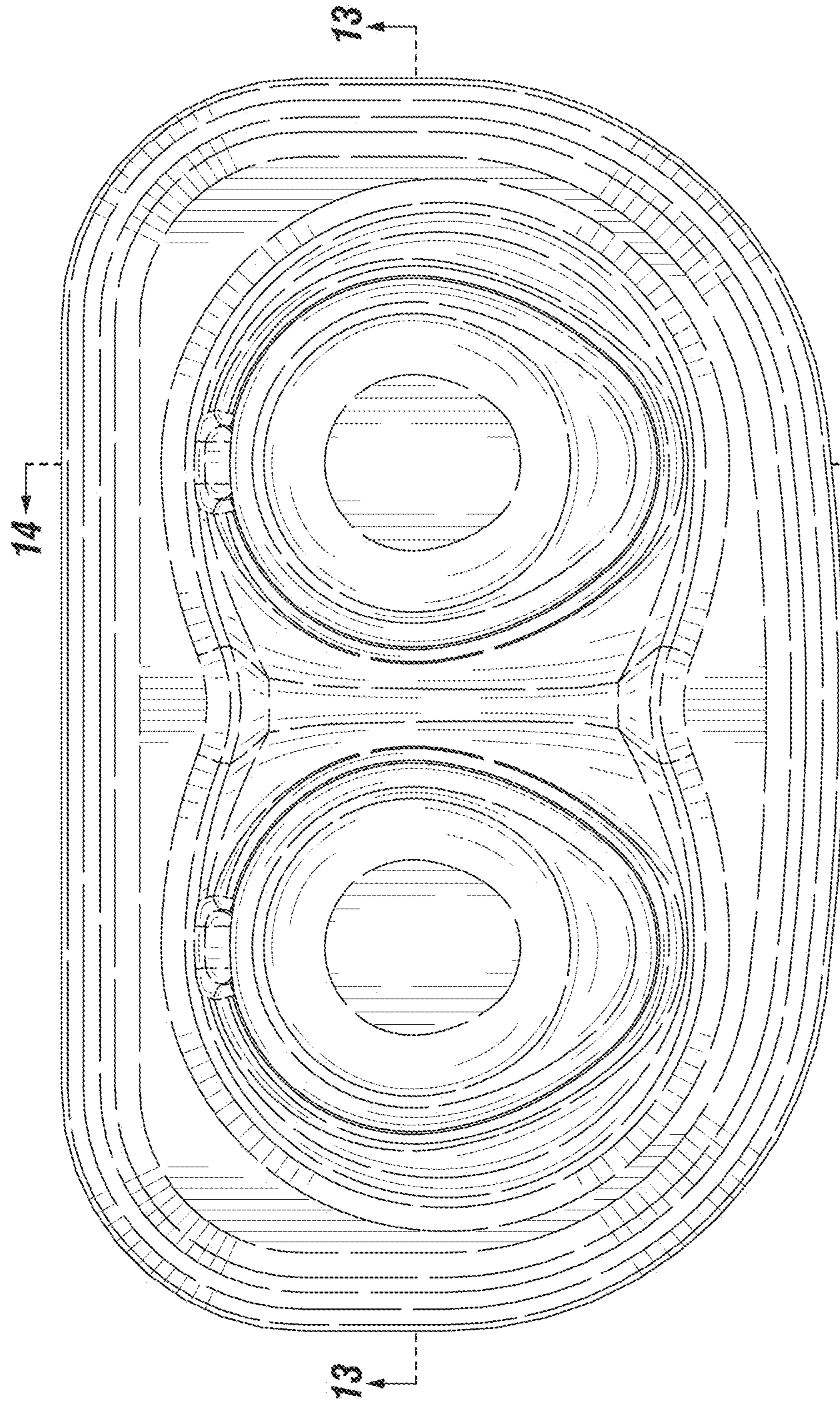


FIG. 9

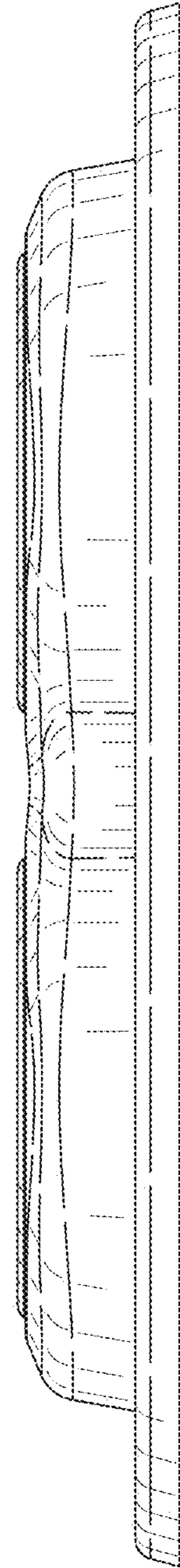


FIG. 10

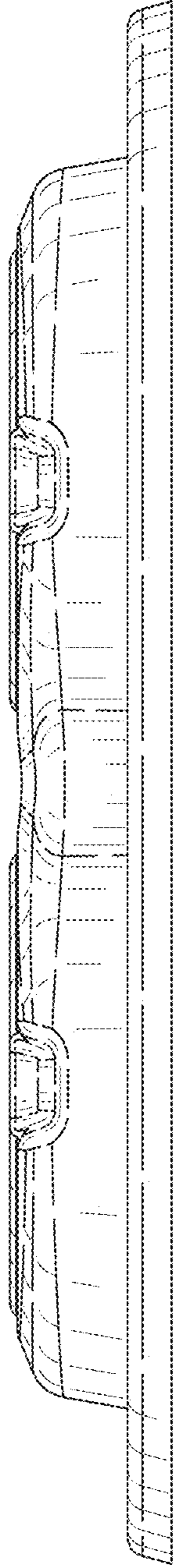


FIG. 11



FIG. 12






FIG. 13




FIG. 14

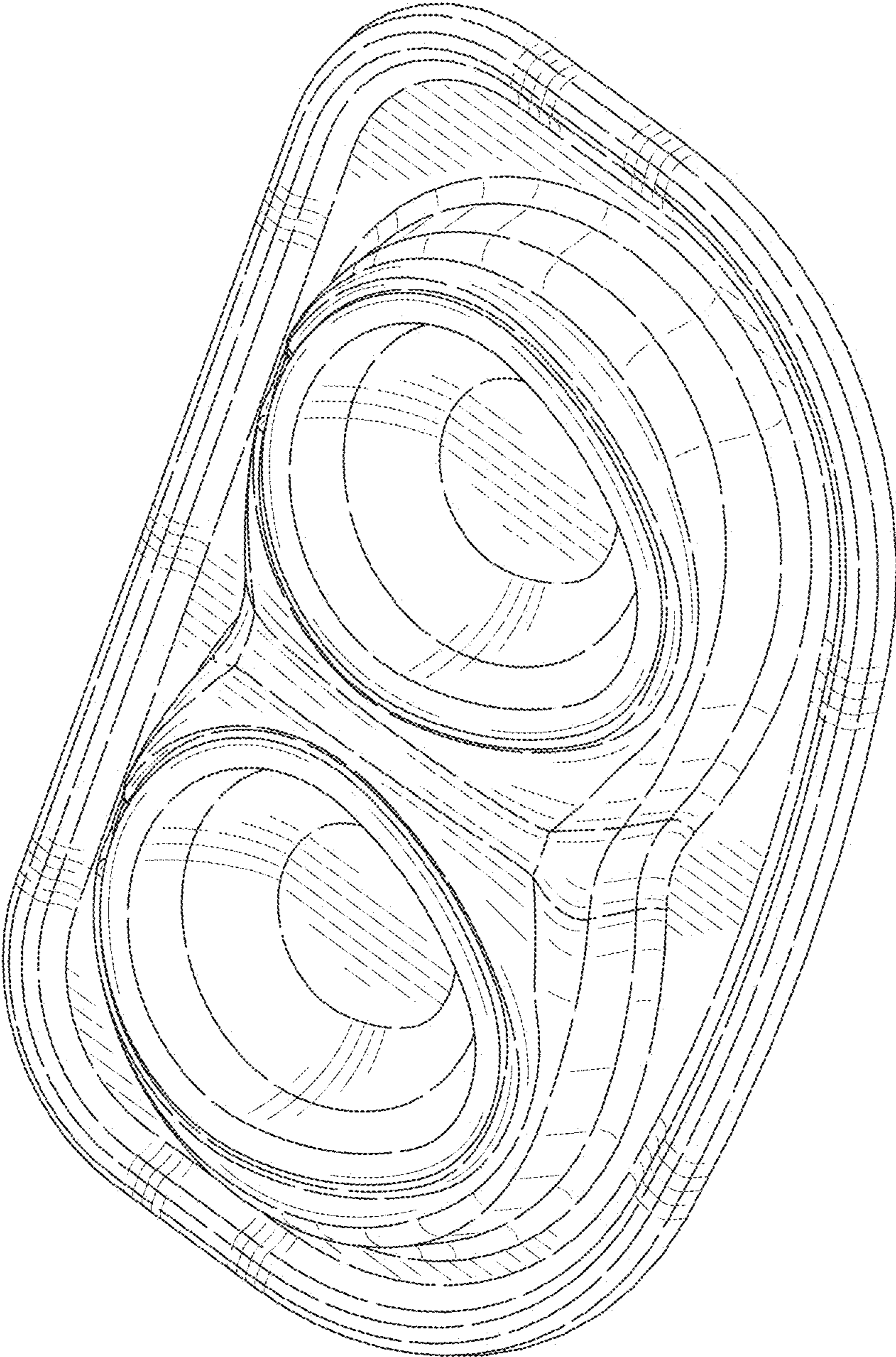


FIG. 15



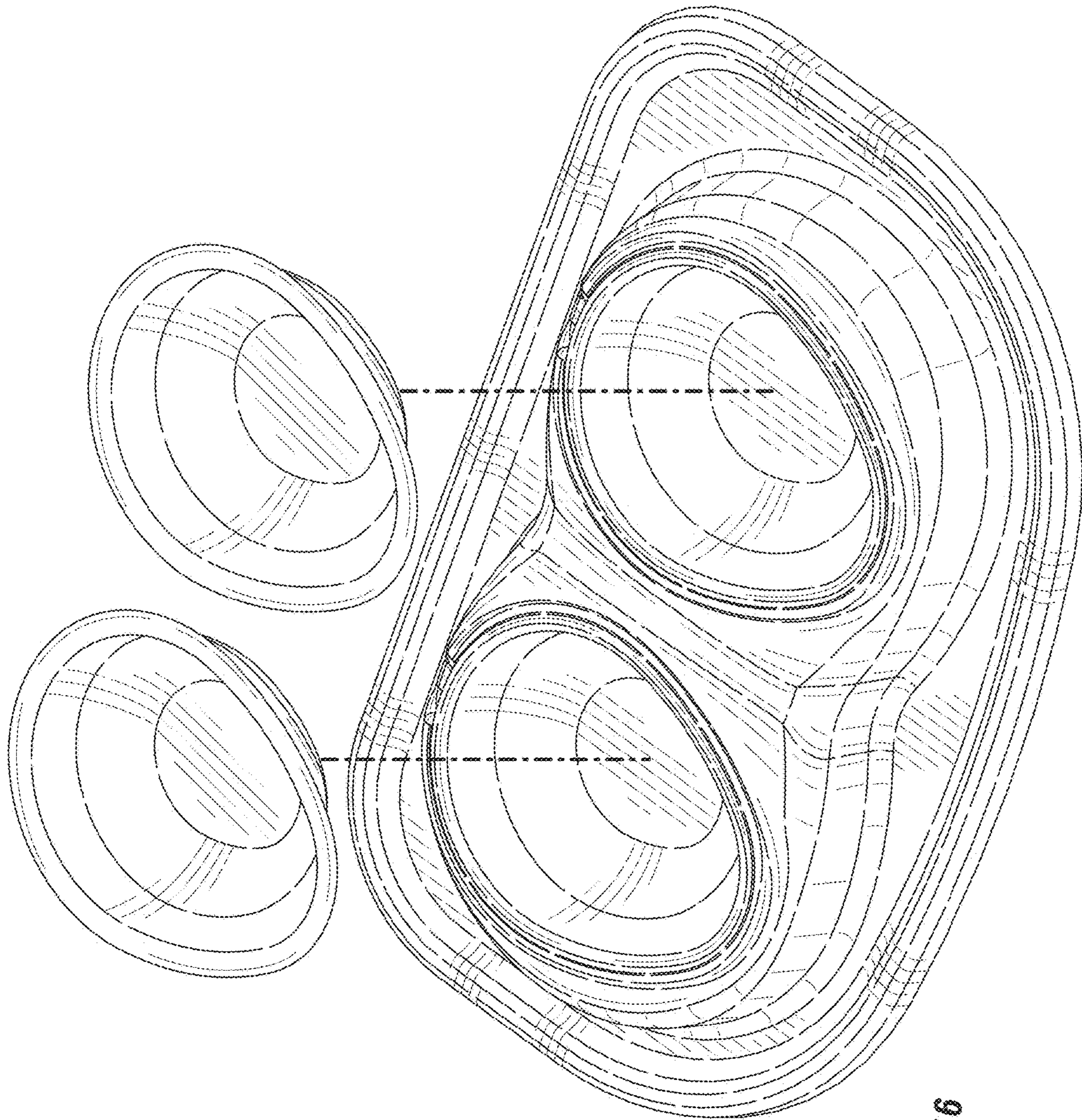


FIG. 16

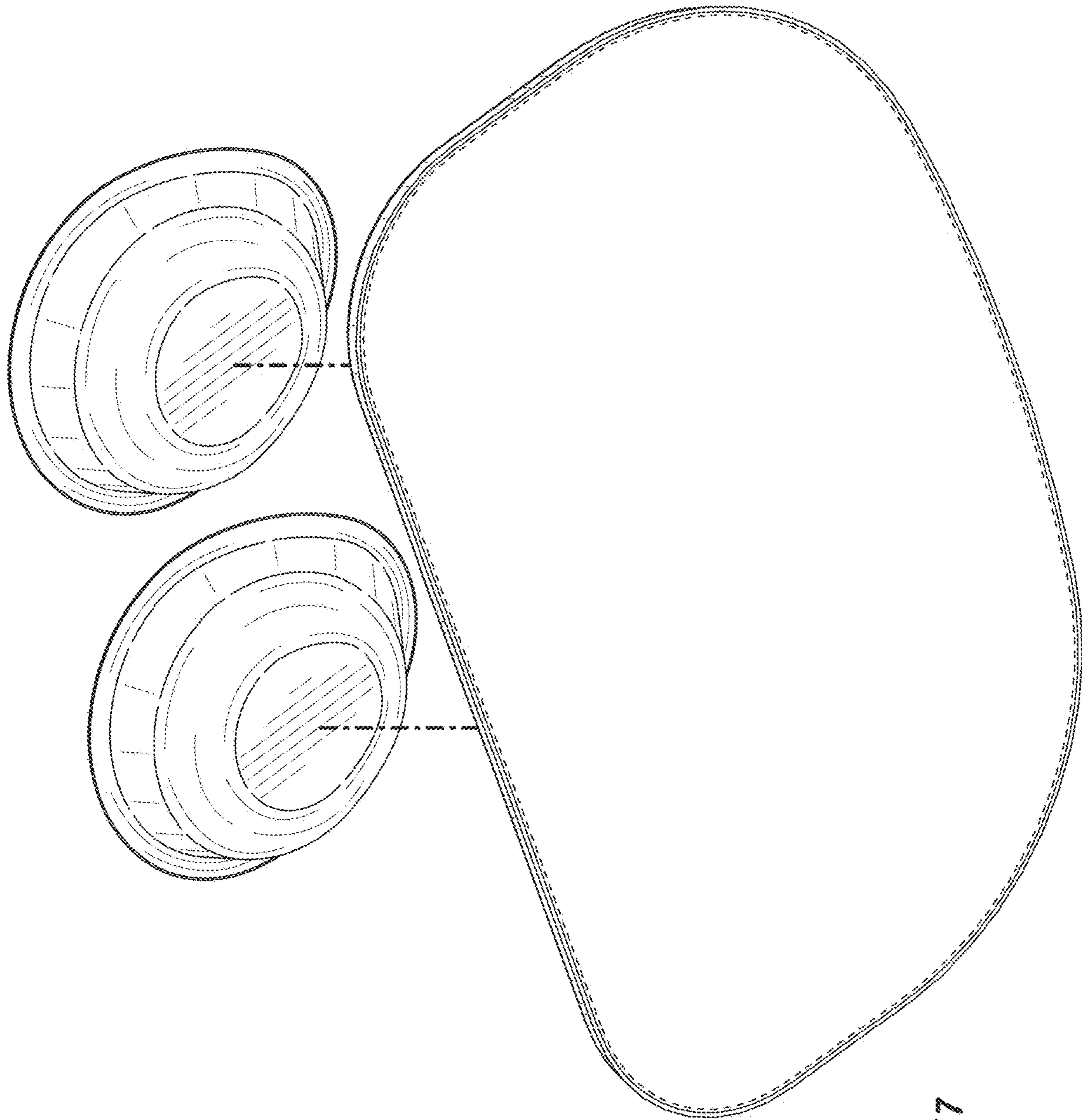


FIG. 17



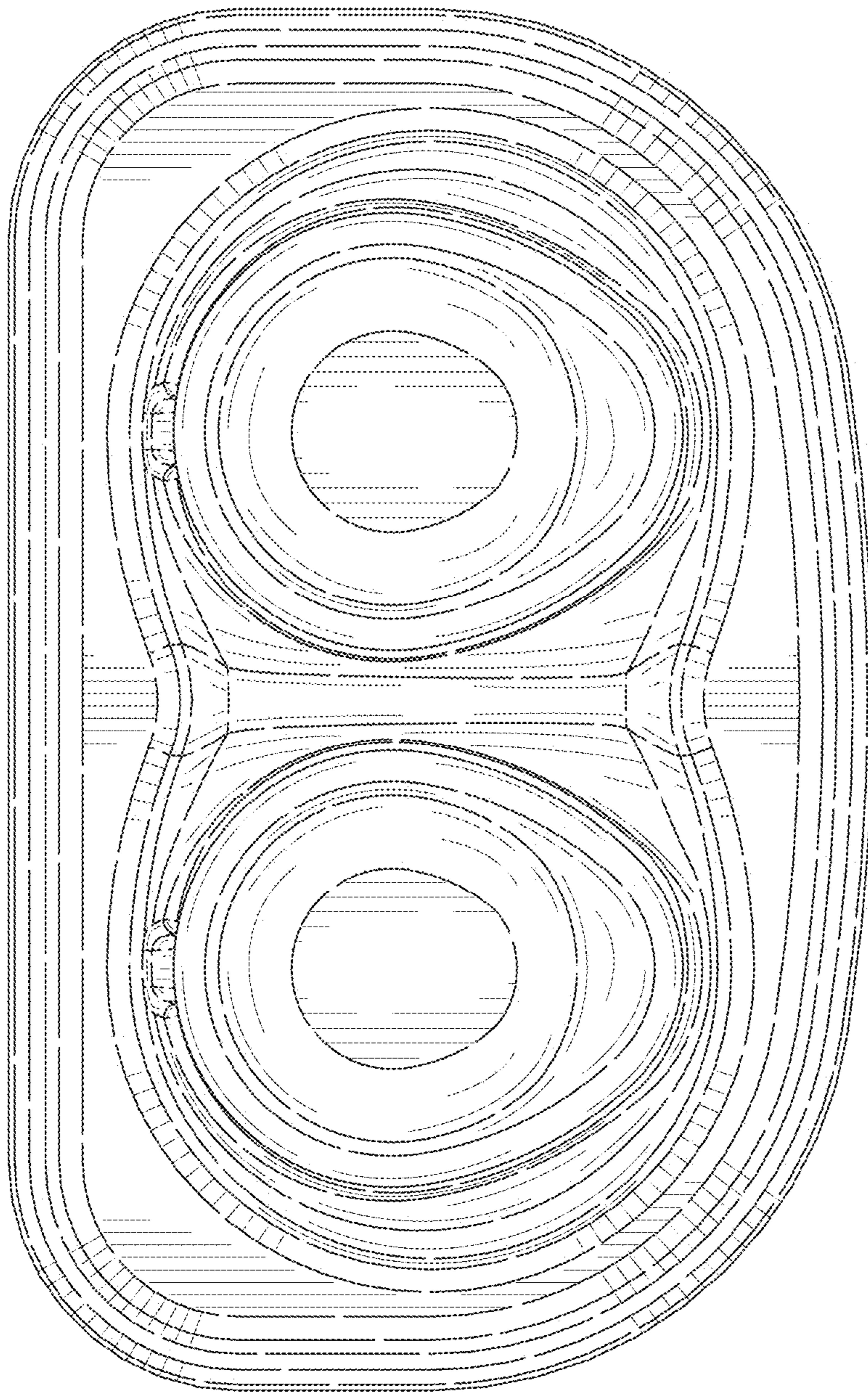


FIG. 18

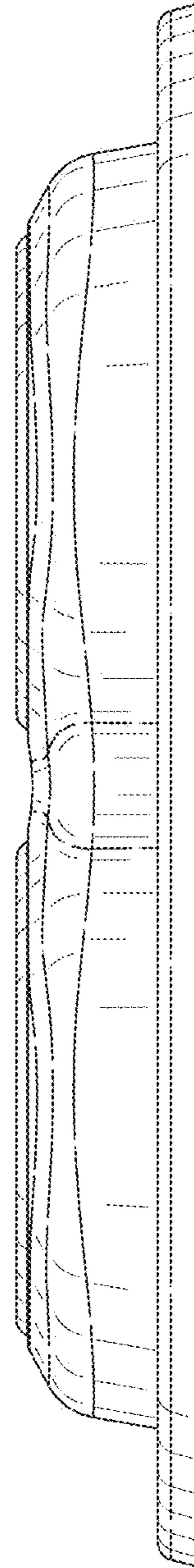


FIG. 19

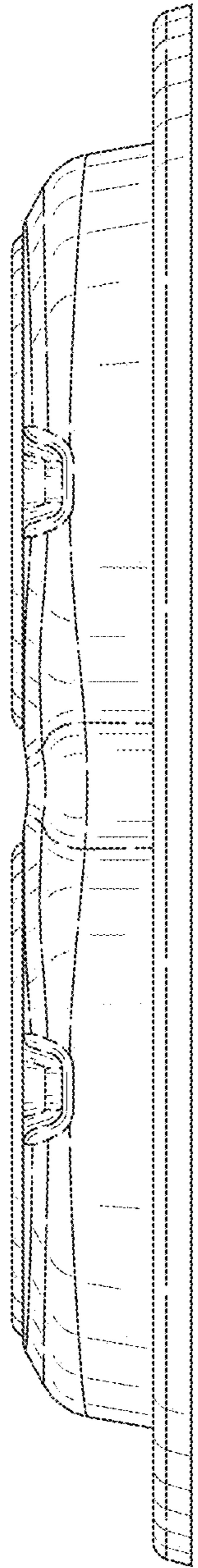


FIG. 20




FIG. 21



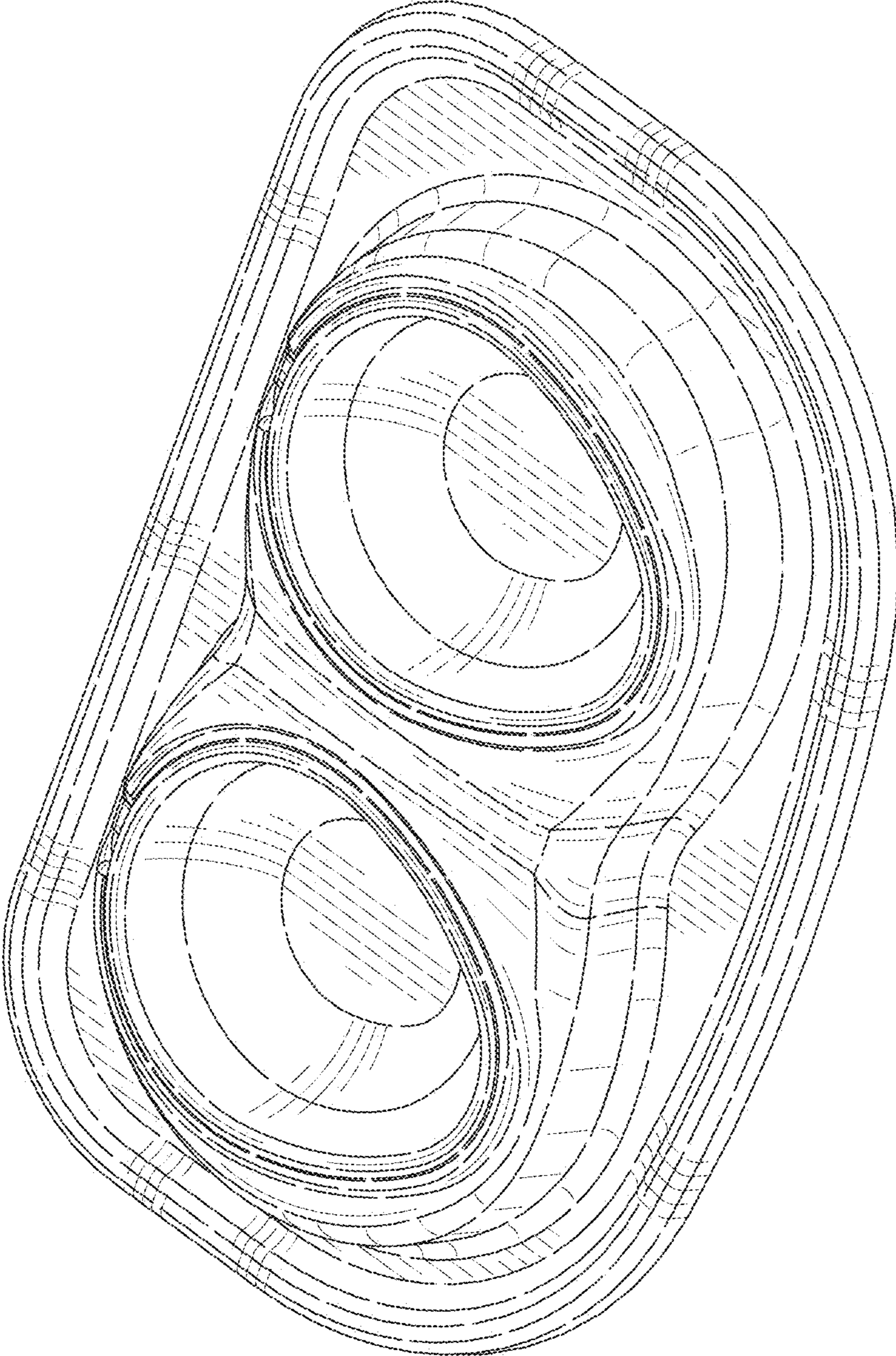


FIG. 22

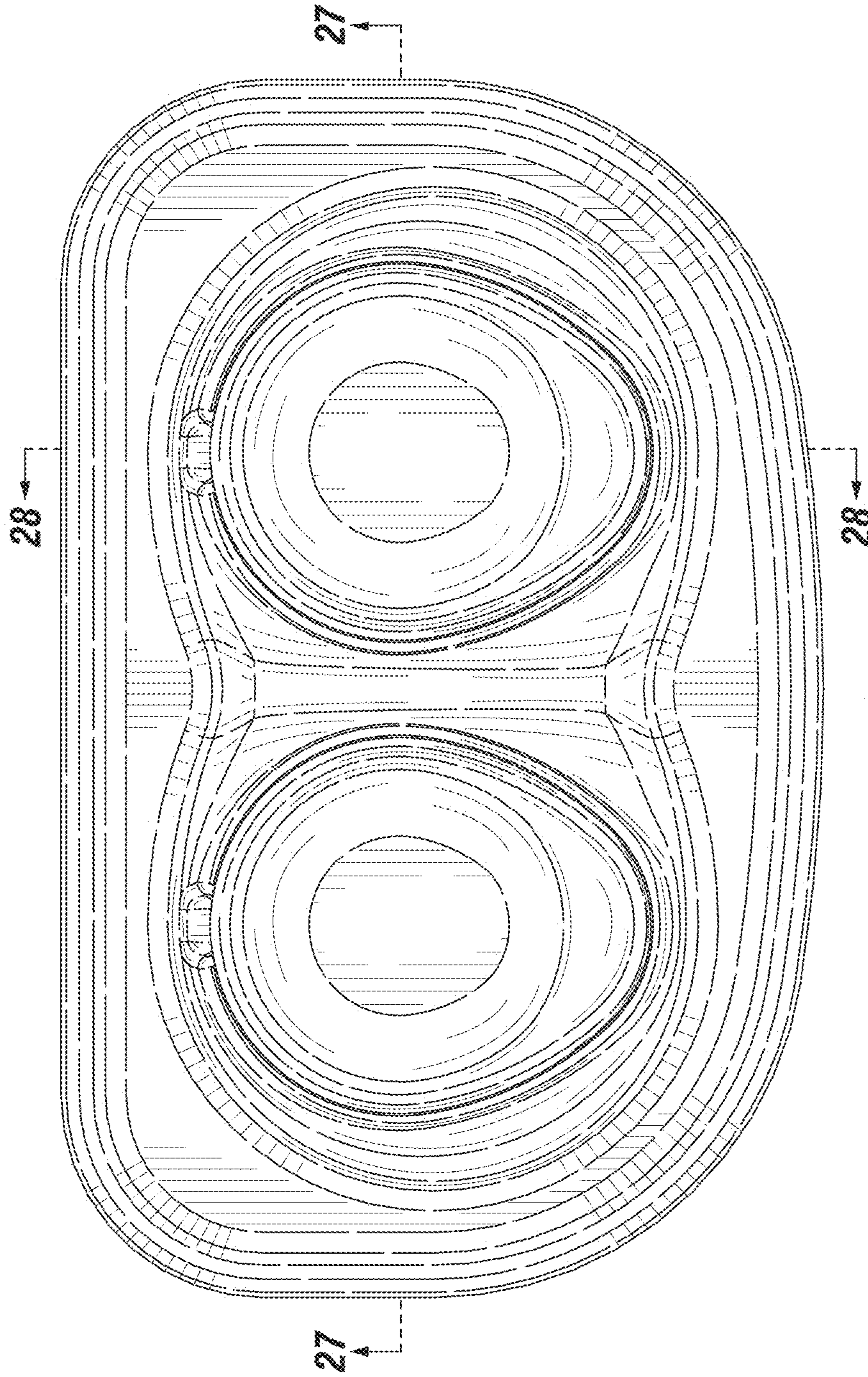


FIG. 23

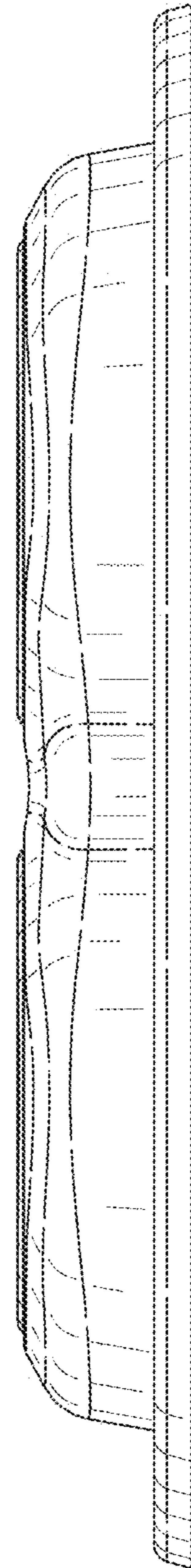


FIG. 24



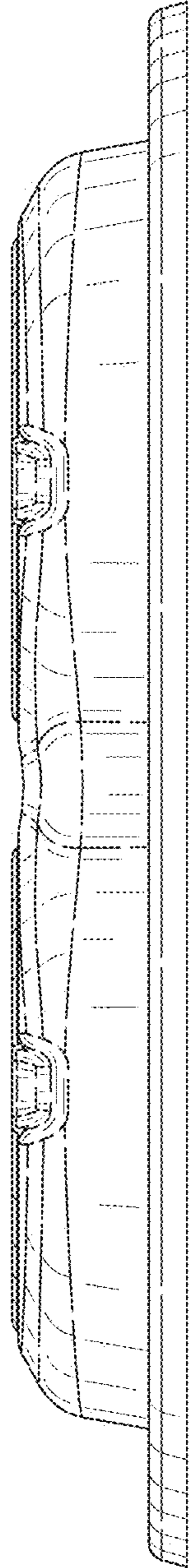


FIG. 25




FIG. 26




FIG. 27




FIG. 28



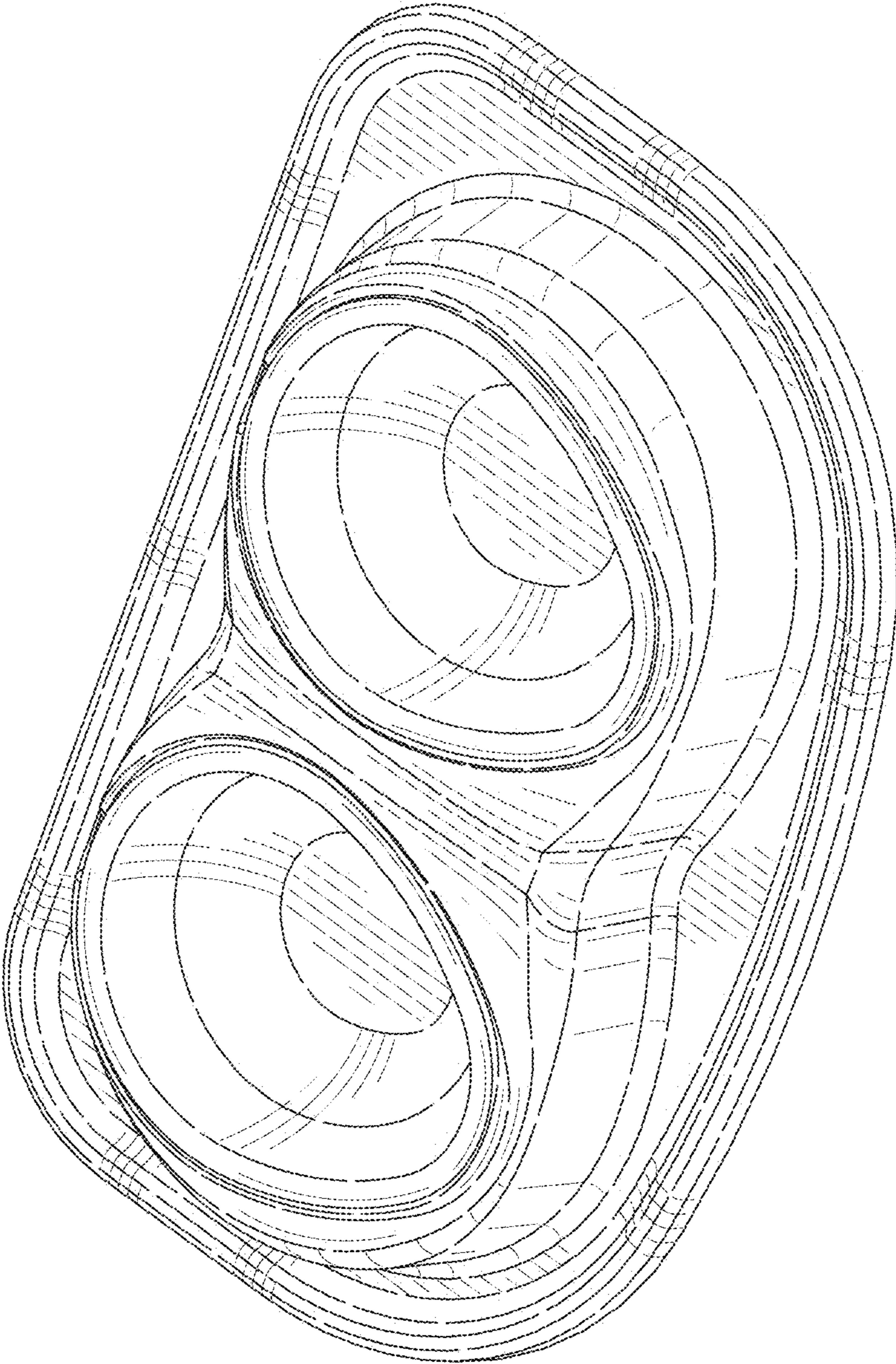


FIG. 29

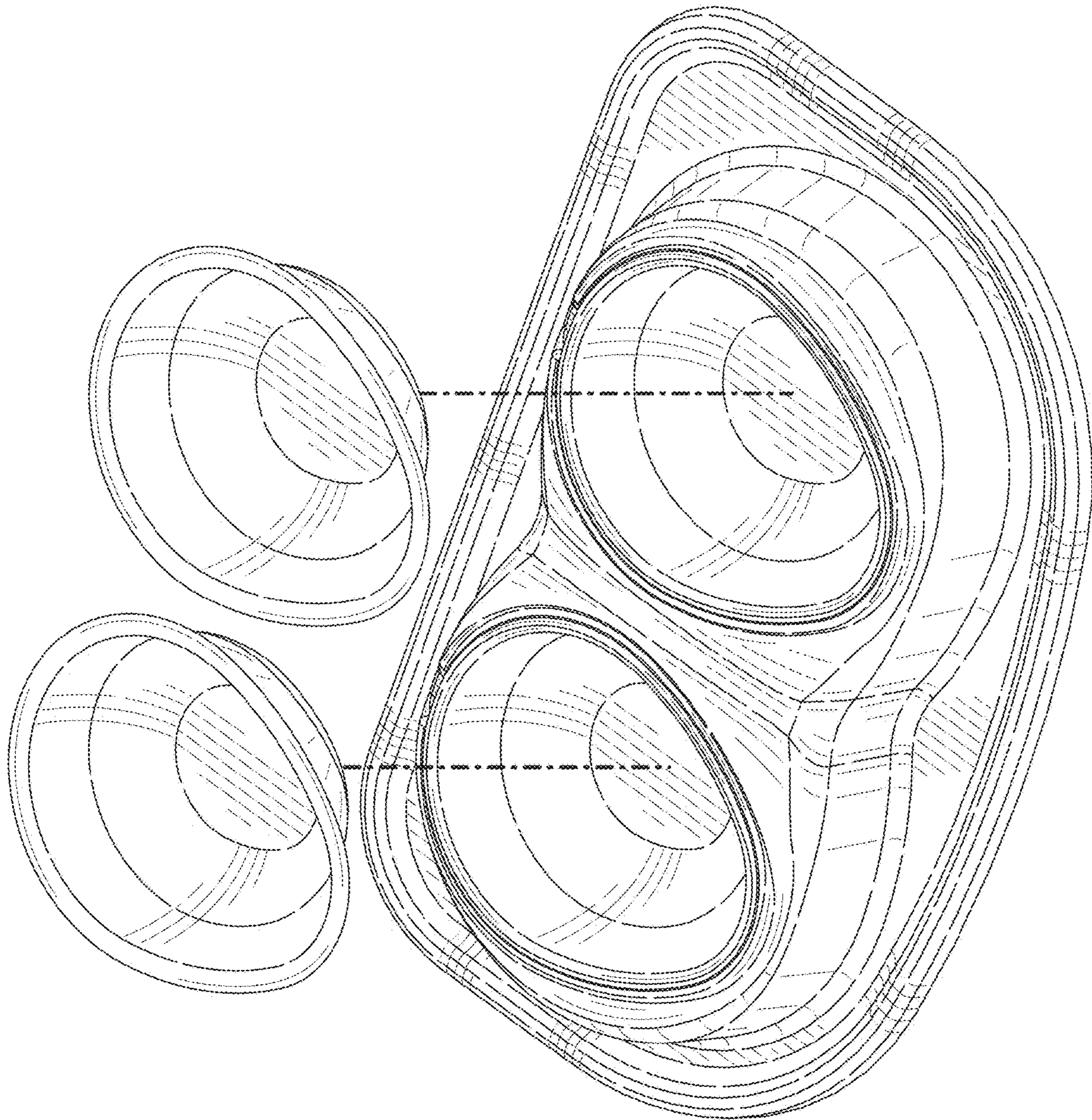


FIG. 30



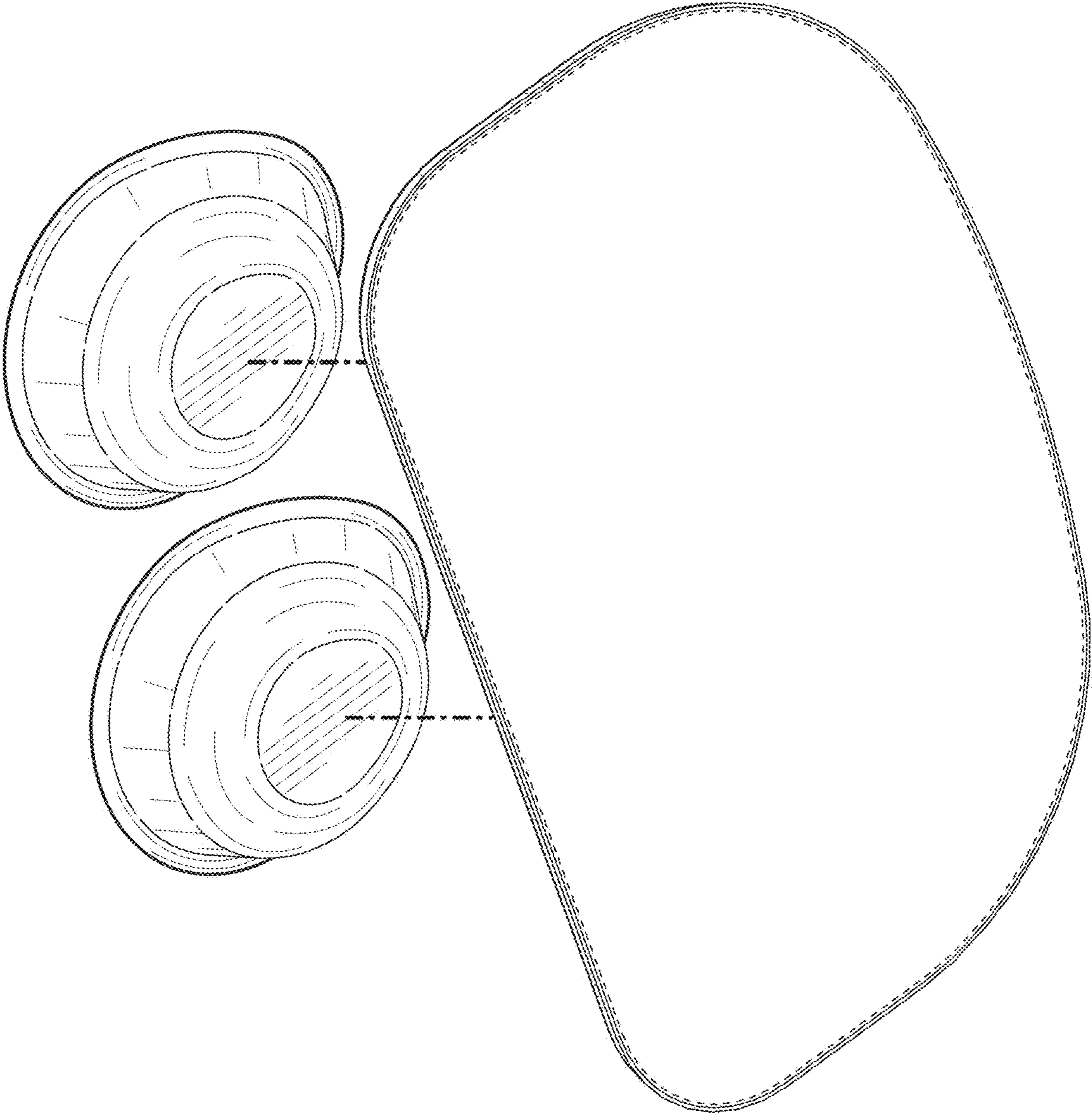


FIG. 31

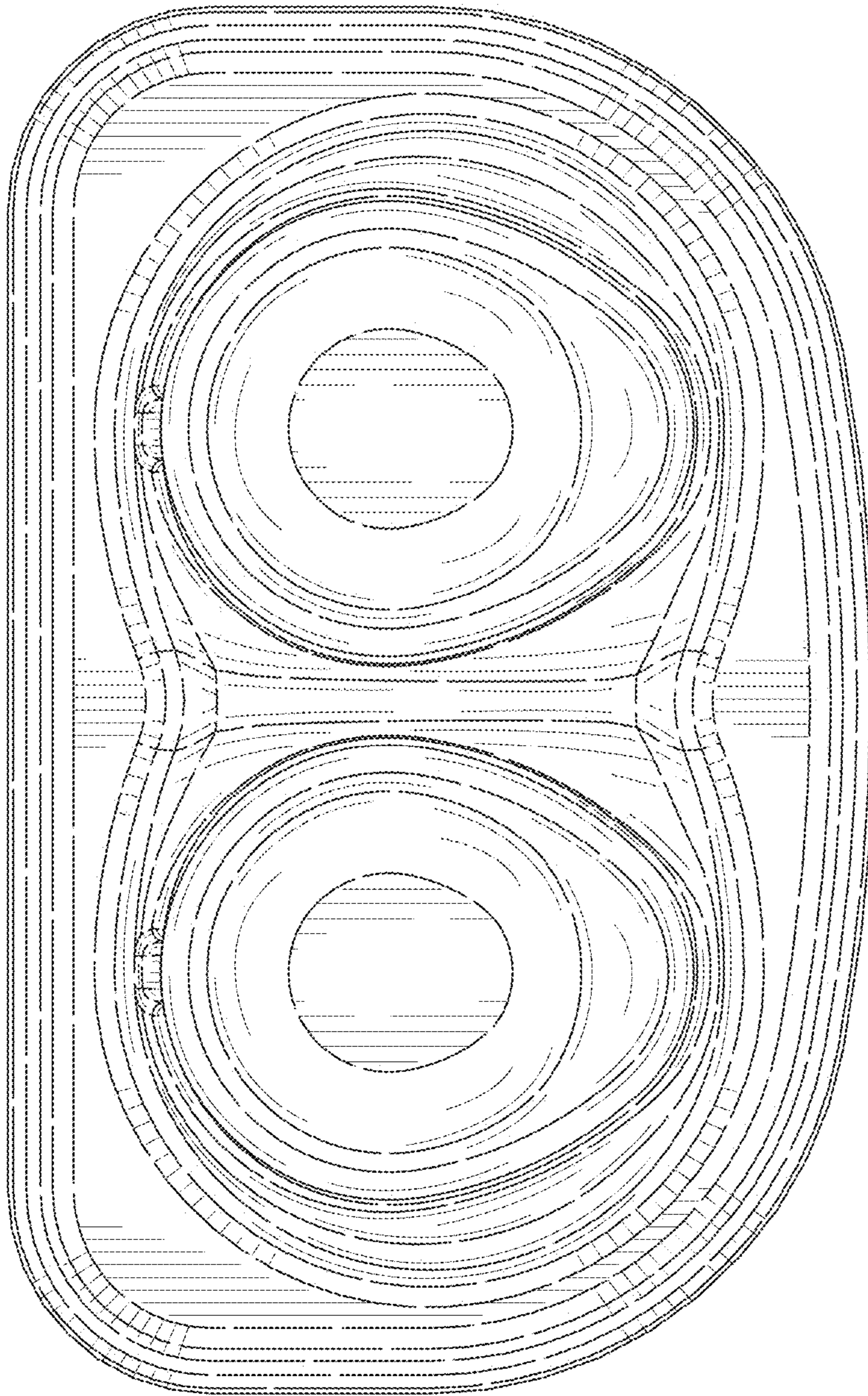


FIG. 32

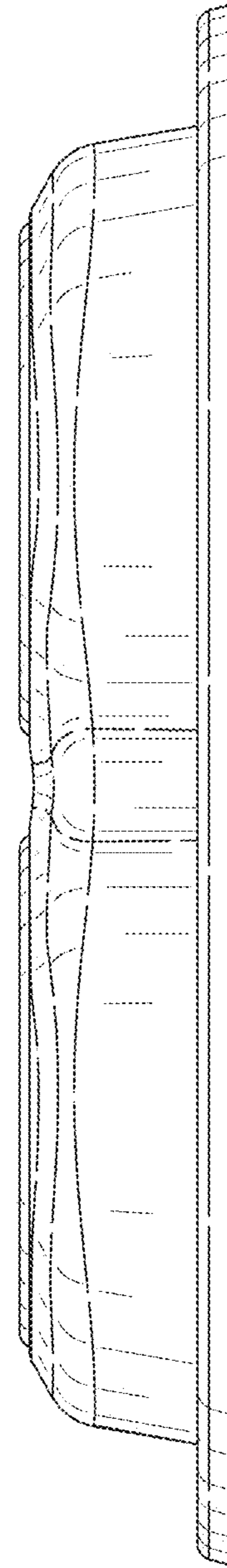


FIG. 33



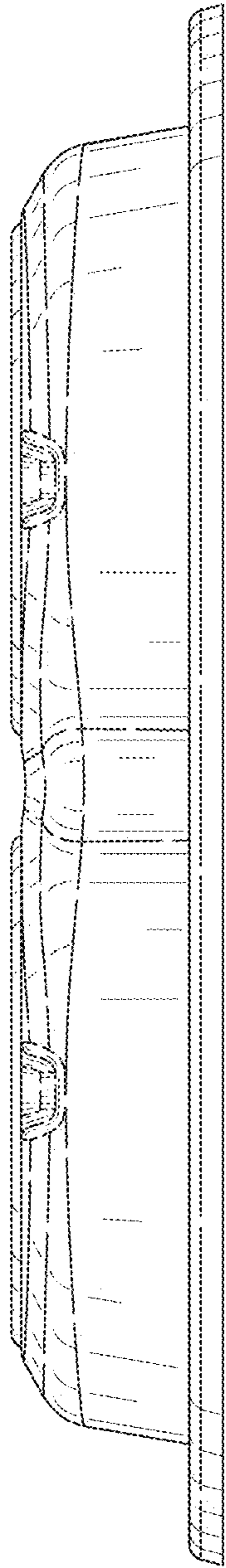


FIG. 34




FIG. 35

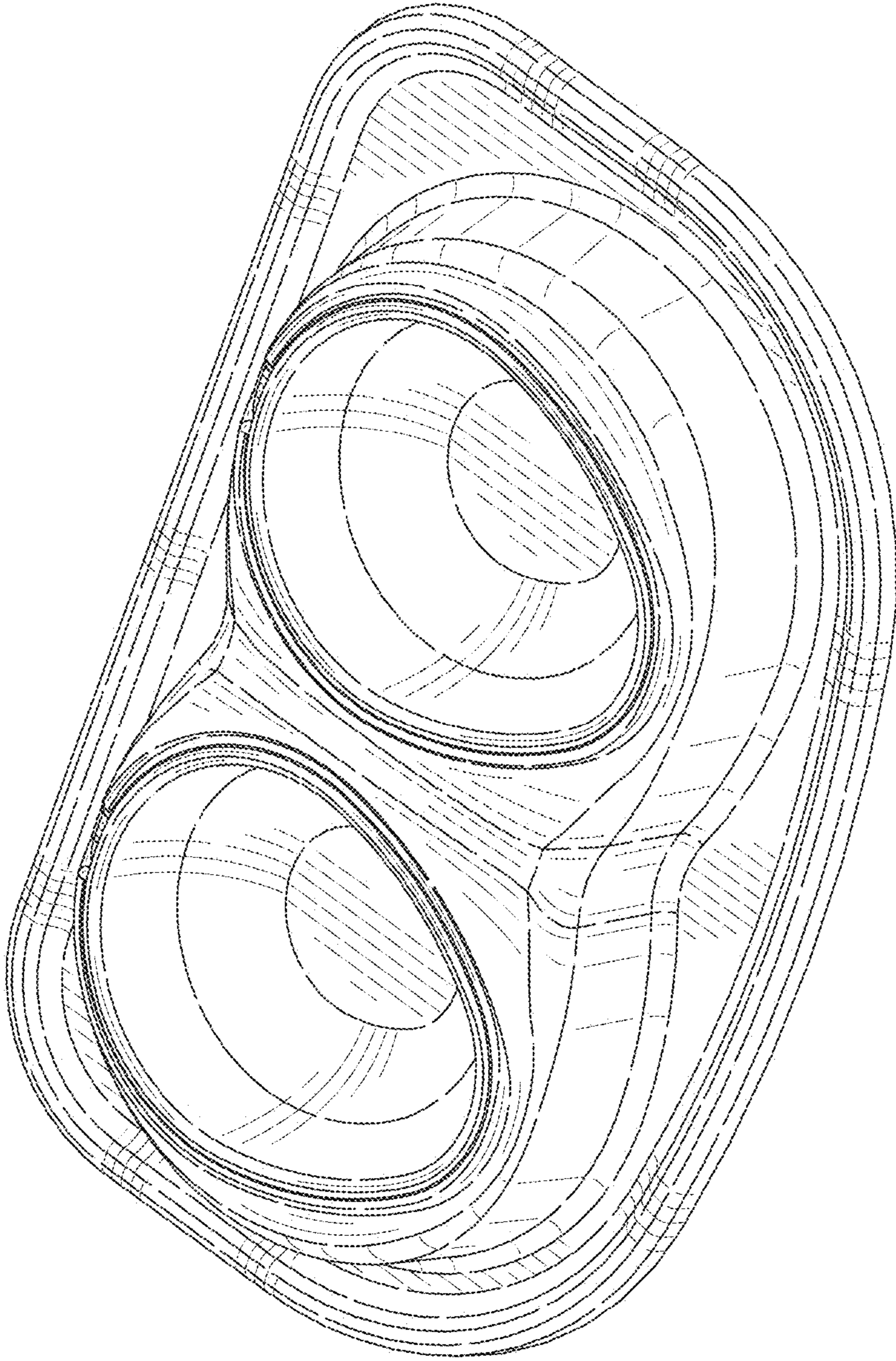


FIG. 36



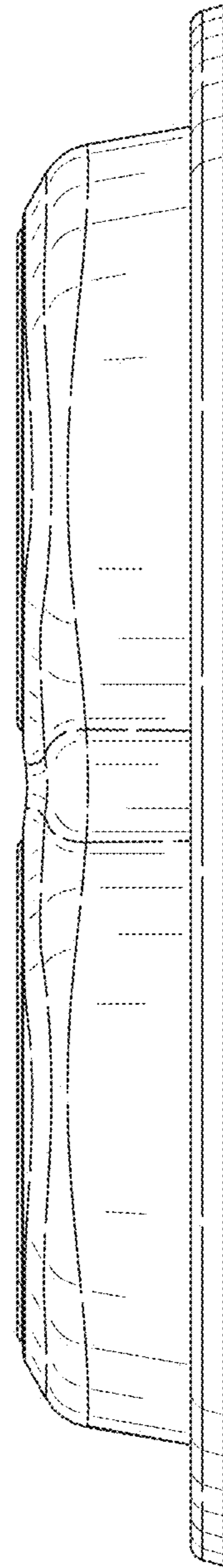
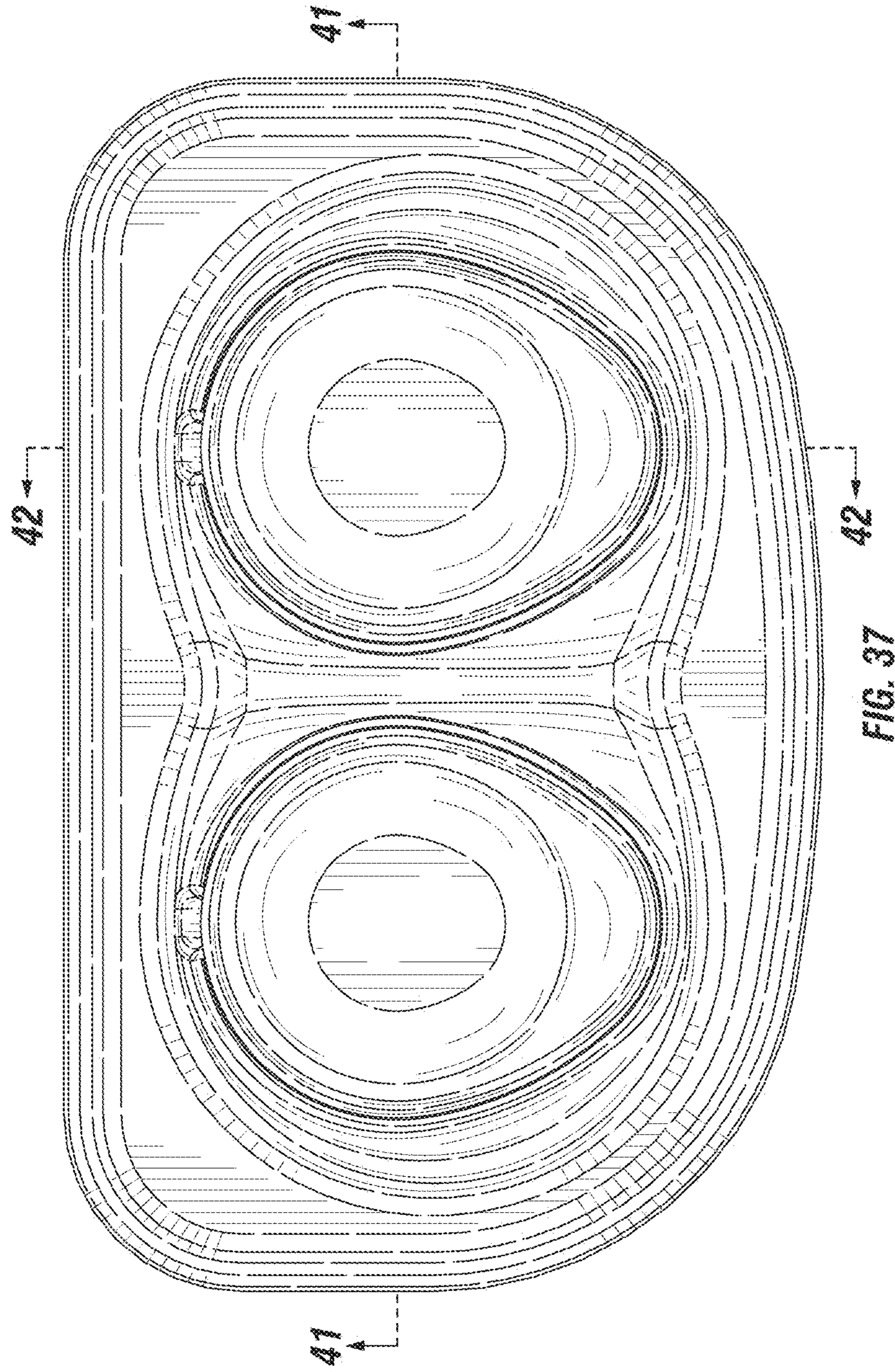


FIG. 37

FIG. 38

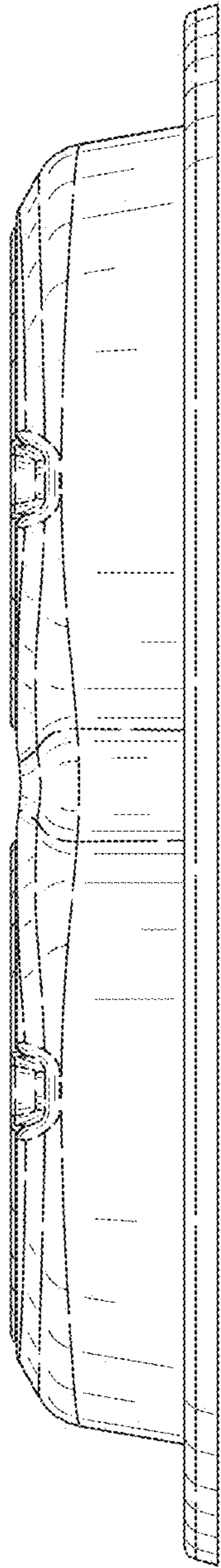


FIG. 39




FIG. 40



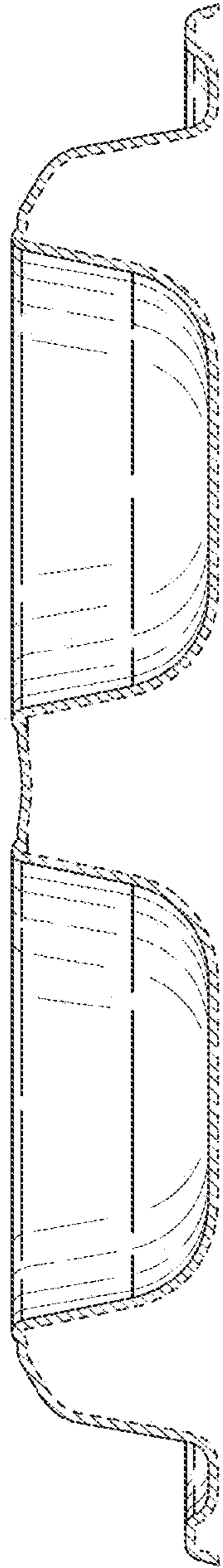


FIG. 41




FIG. 42

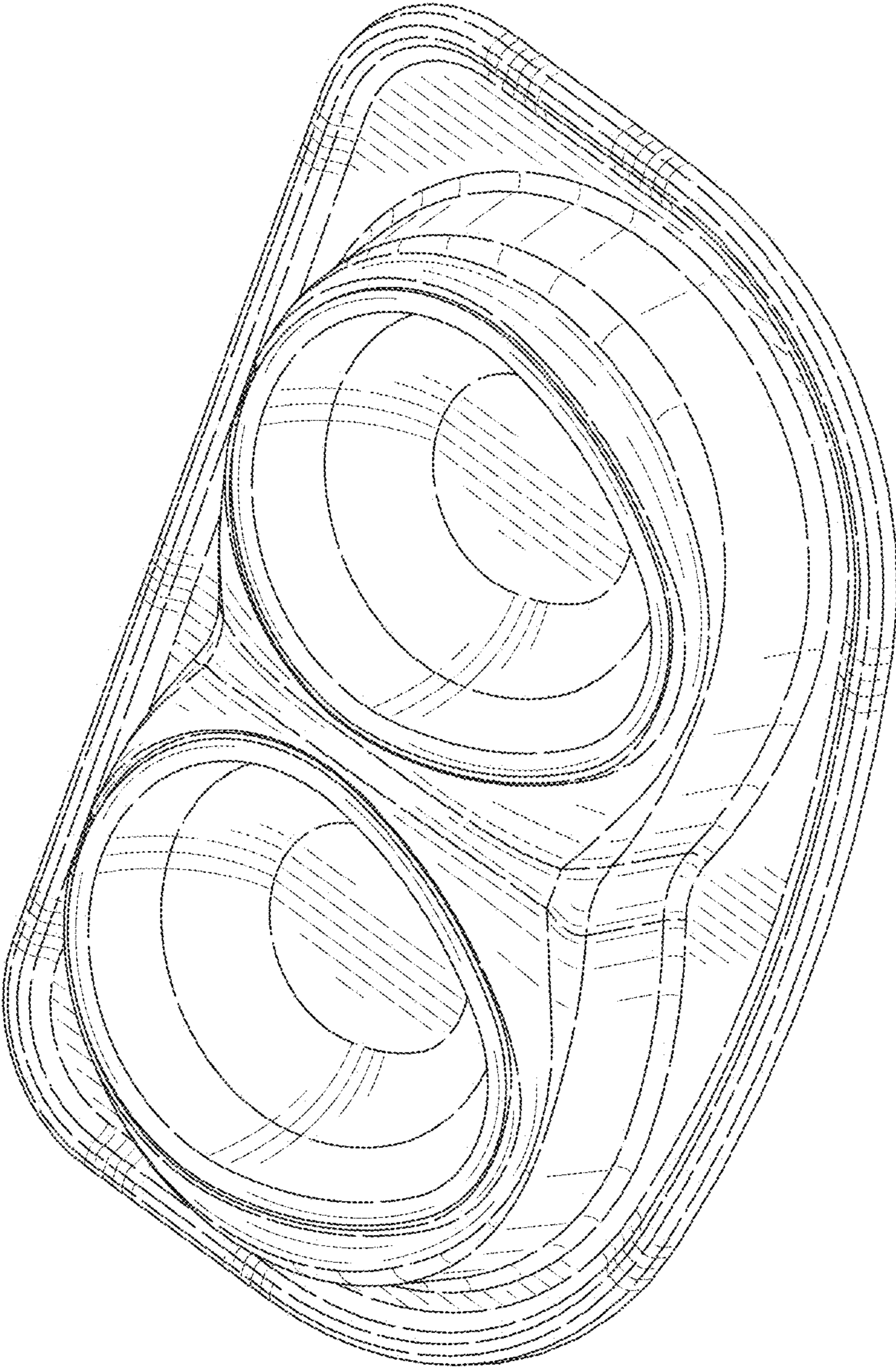


FIG. 43



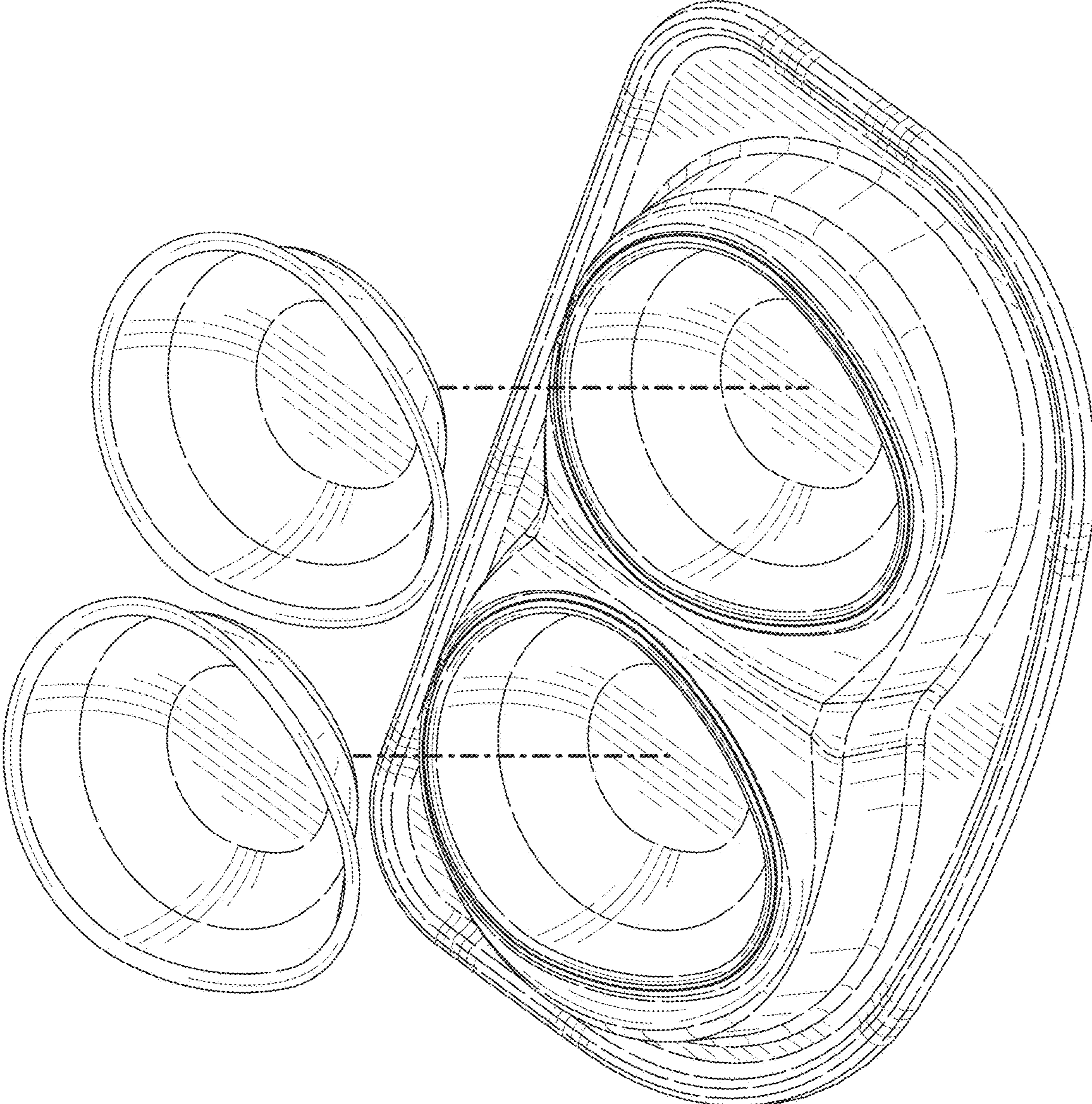


FIG. 44

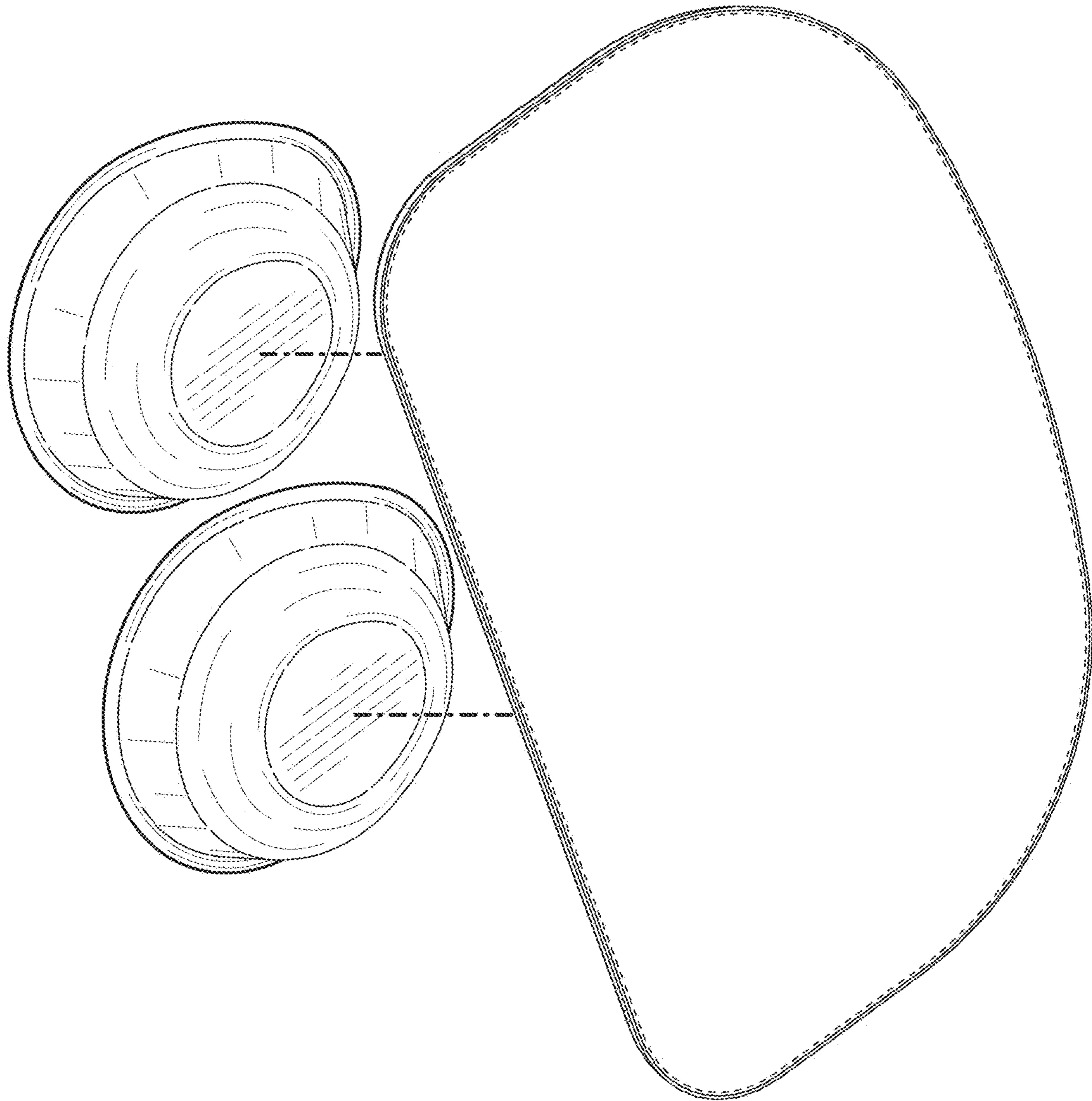


FIG. 45



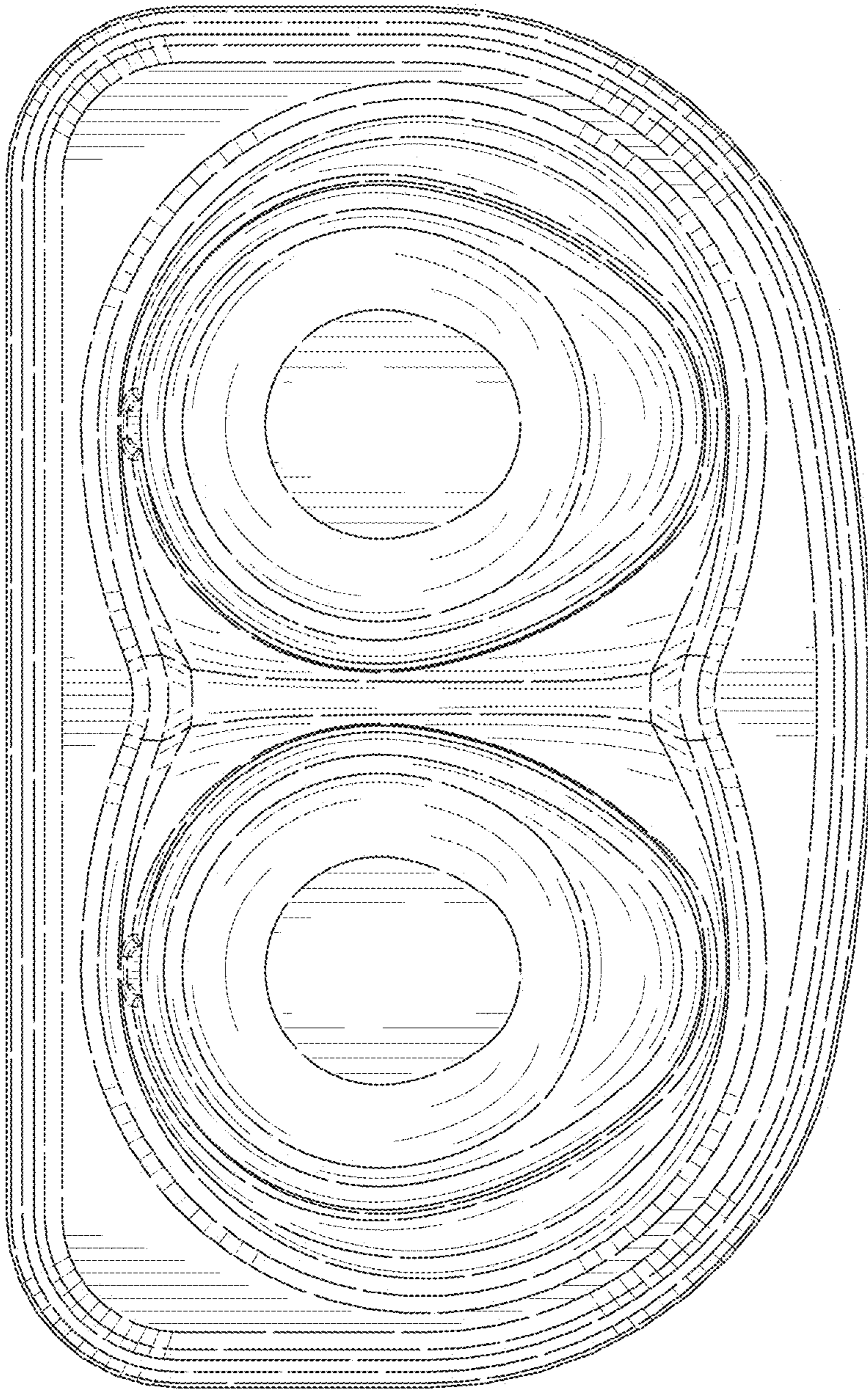


FIG. 46

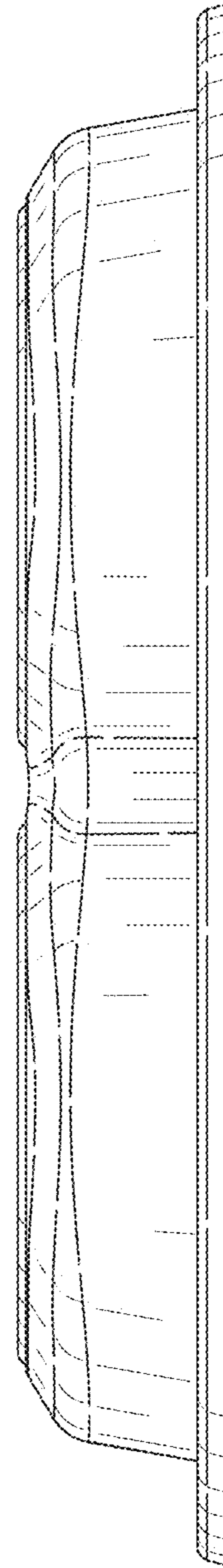


FIG. 47

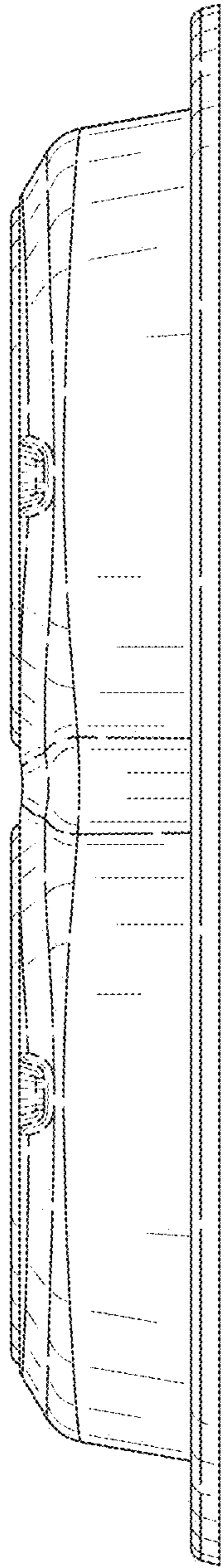


FIG. 48




FIG. 49



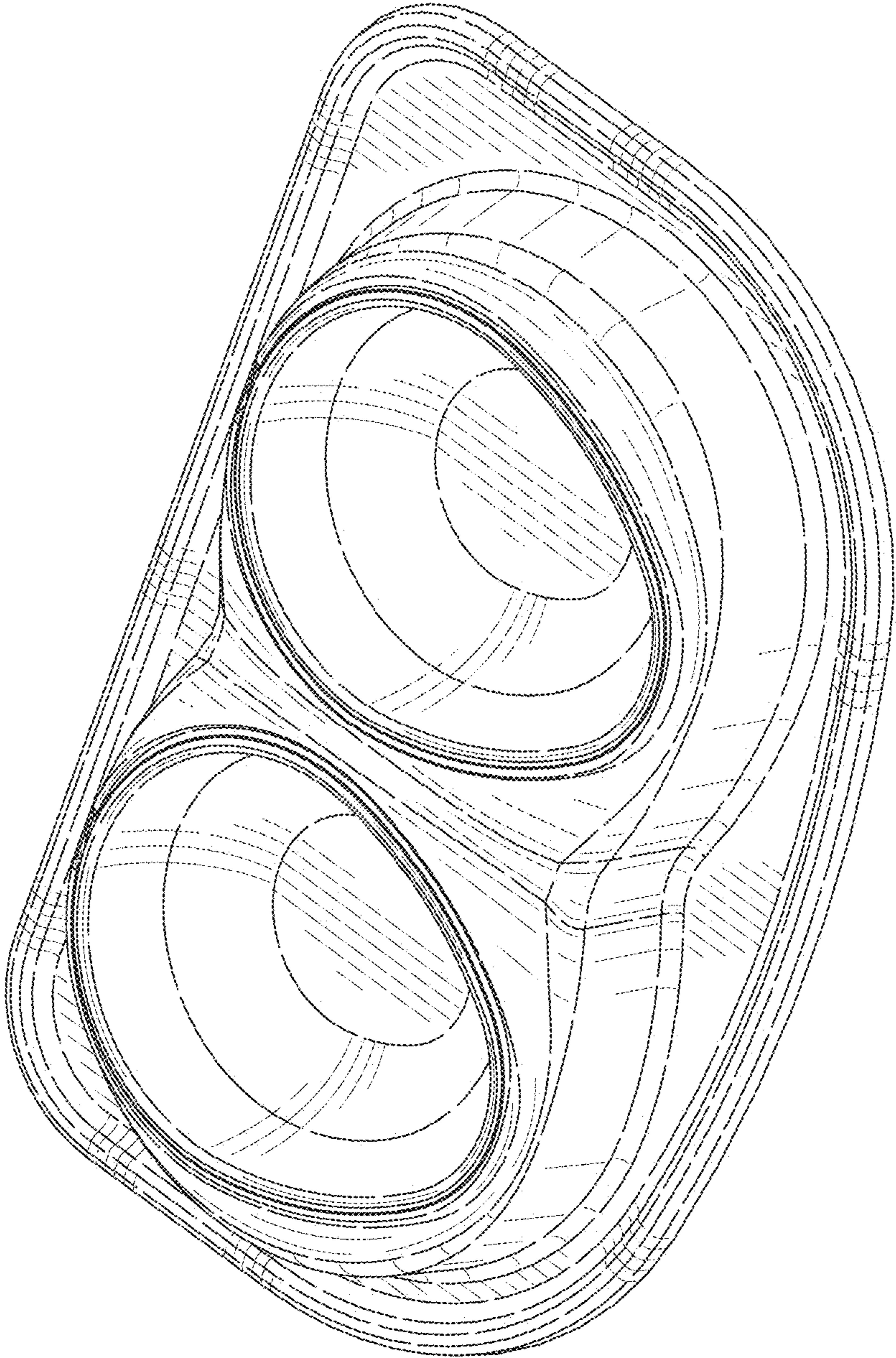


FIG. 50

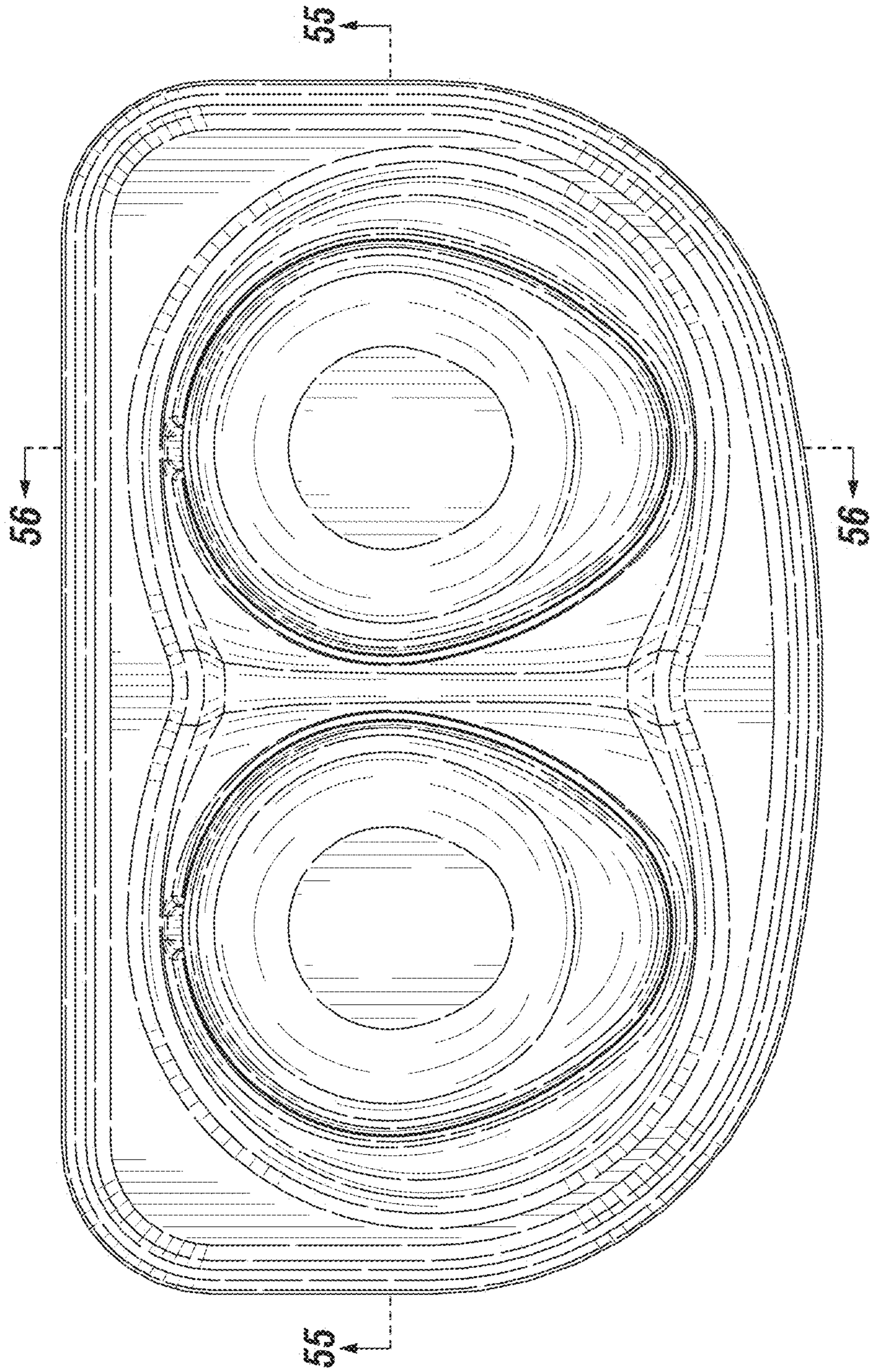


FIG. 51

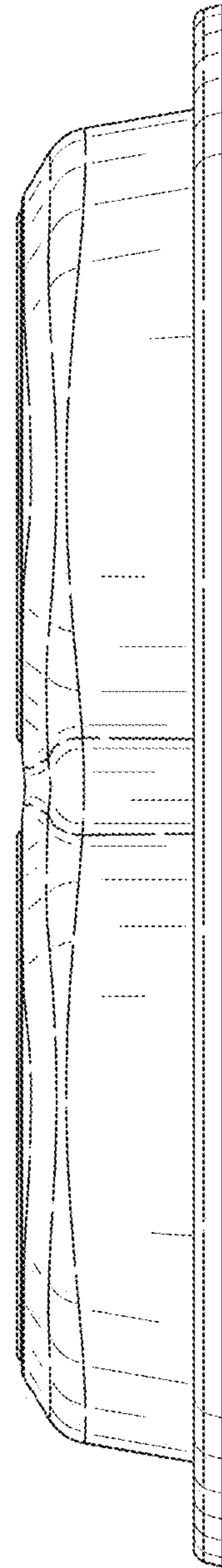


FIG. 52



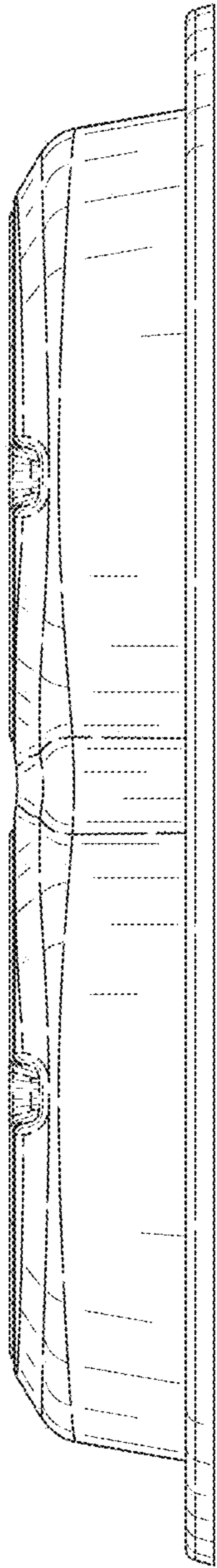


FIG. 53




FIG. 54

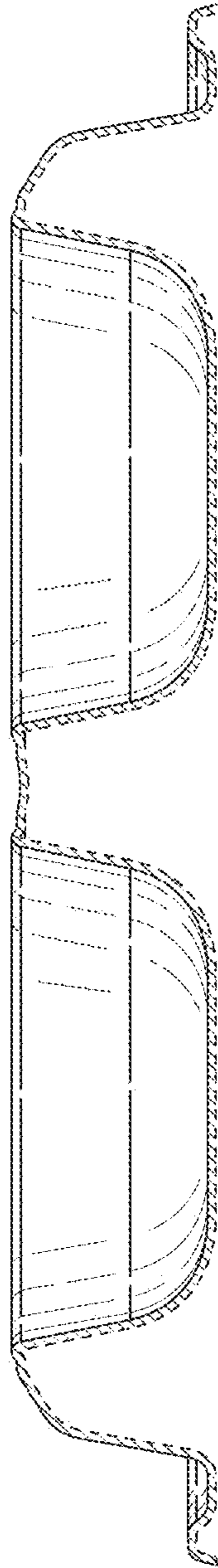


FIG. 55




FIG. 56



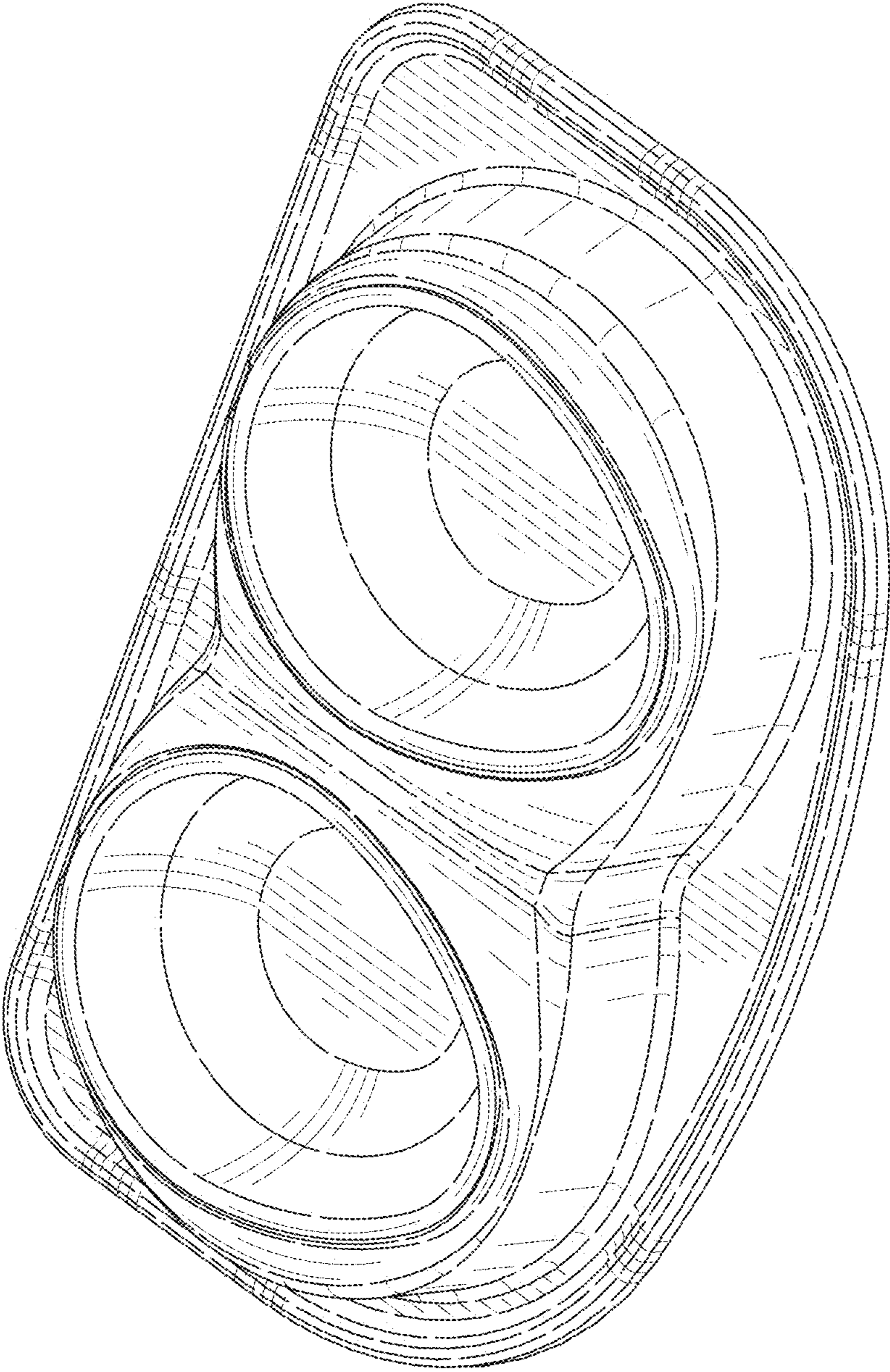


FIG. 57

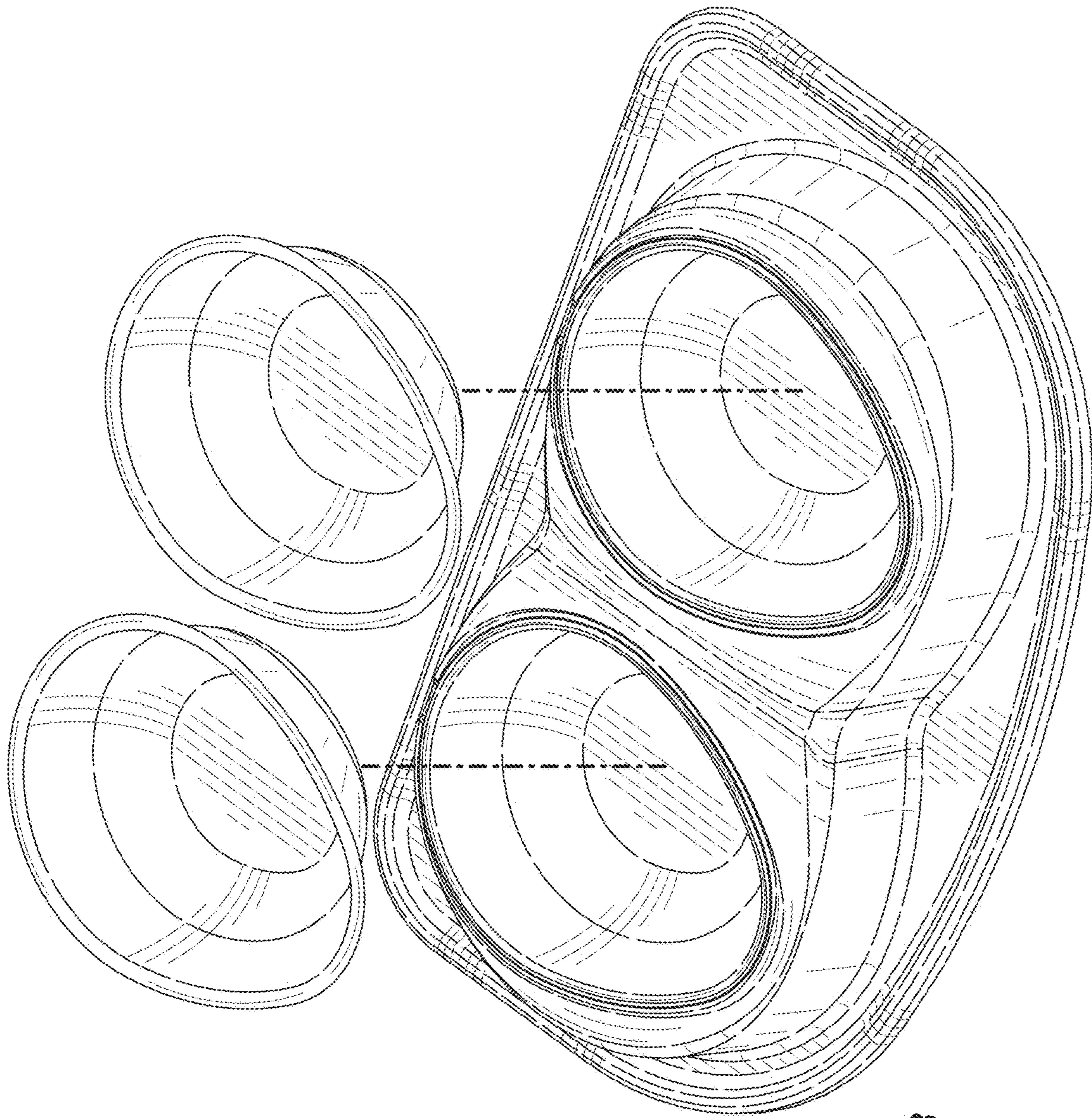


FIG. 58



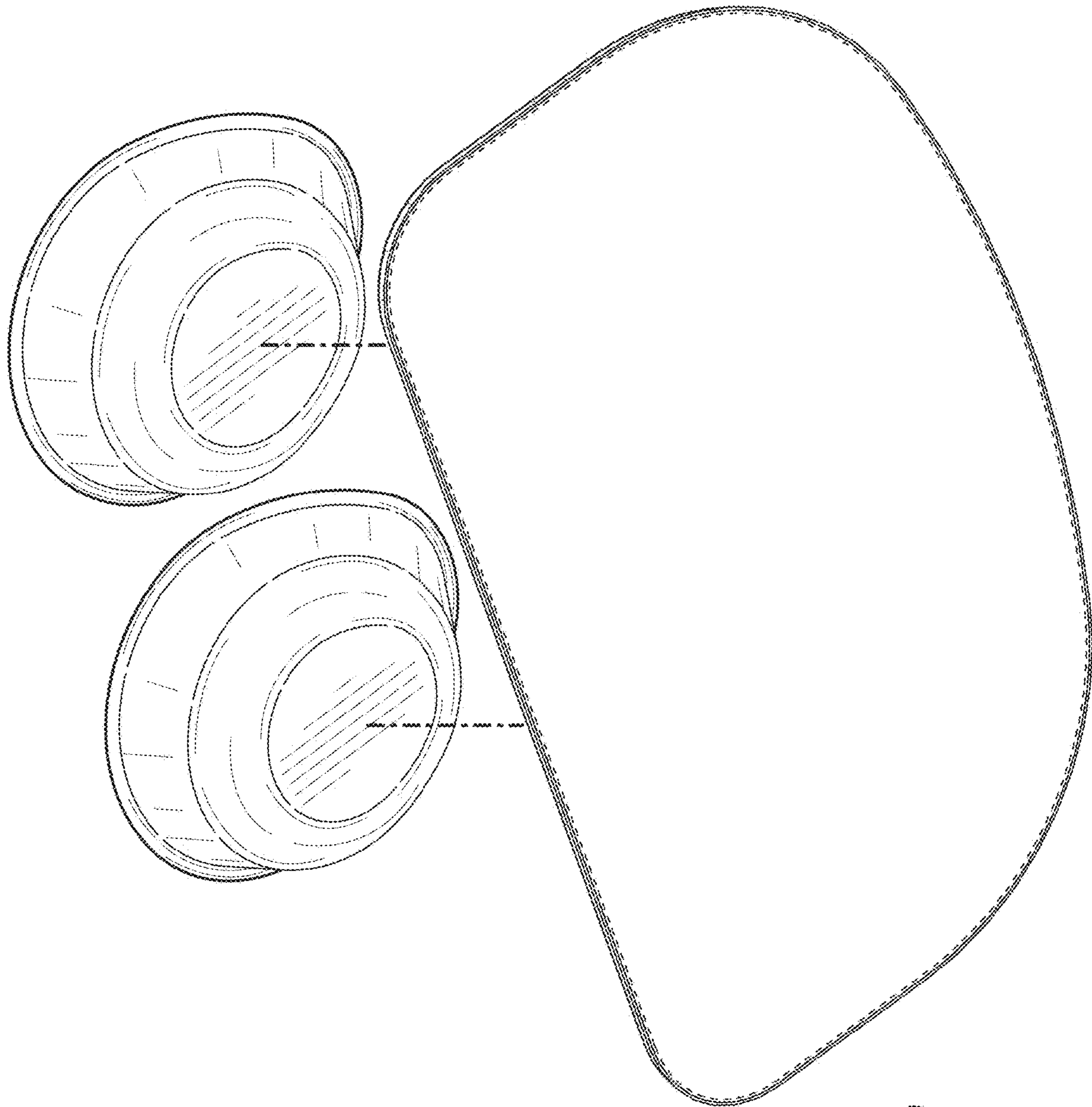


FIG. 59

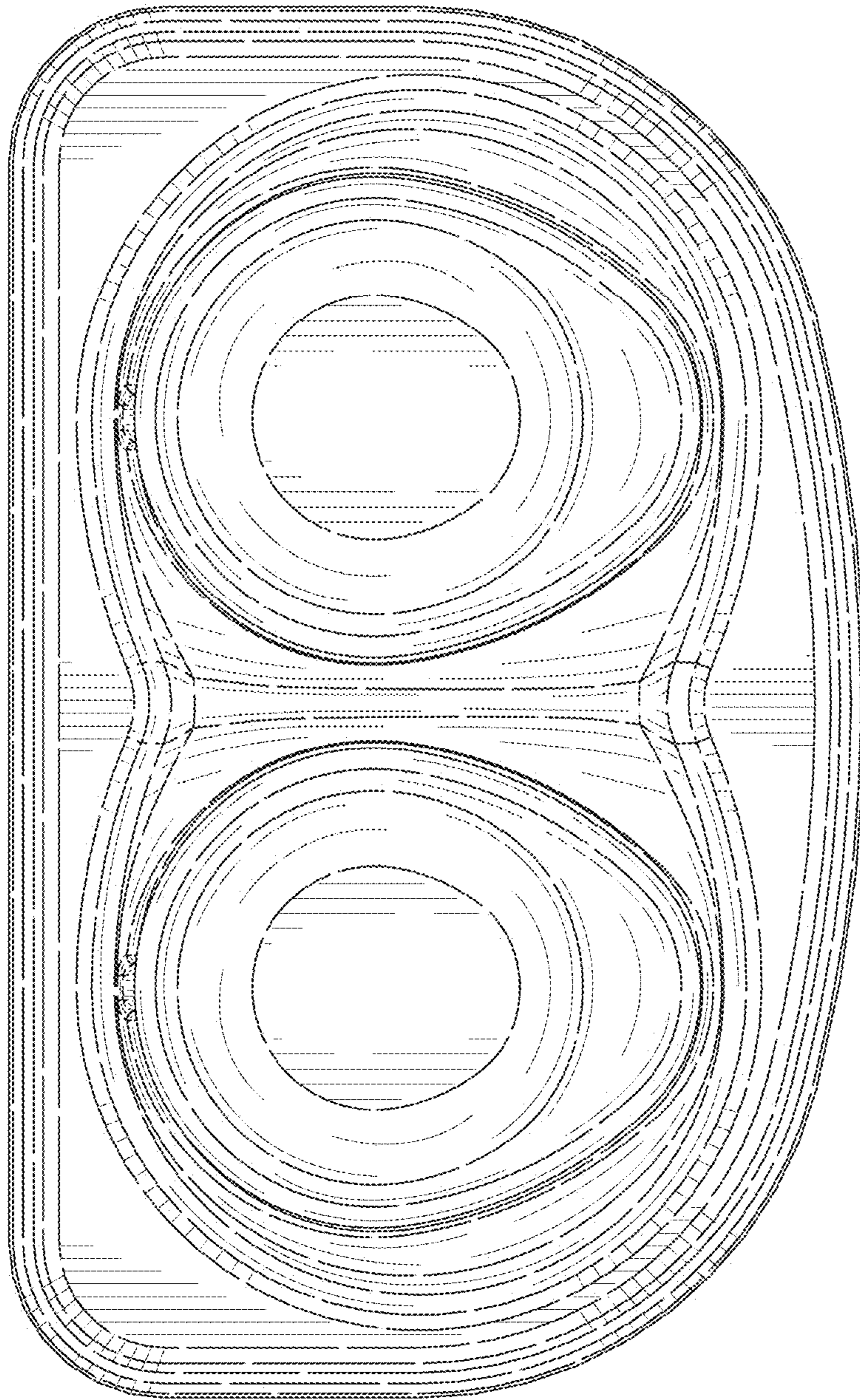


FIG. 60

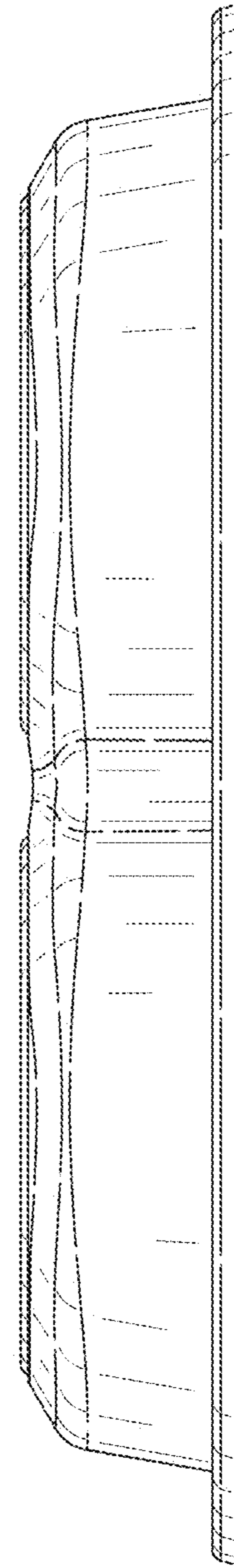


FIG. 61



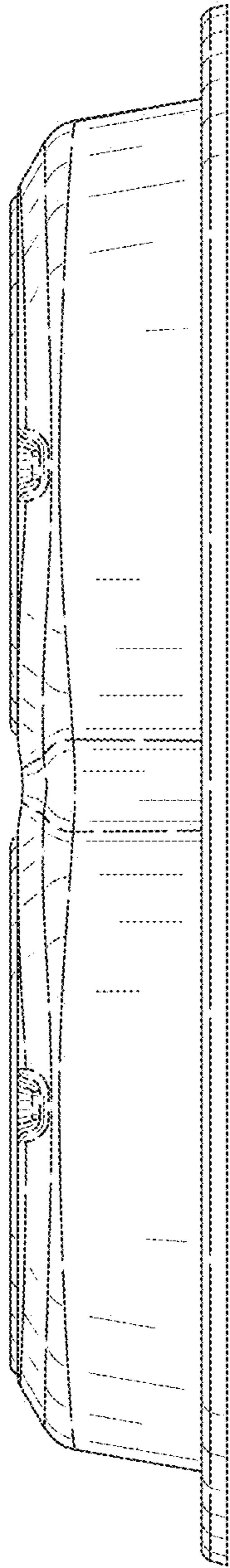


FIG. 62




FIG. 63

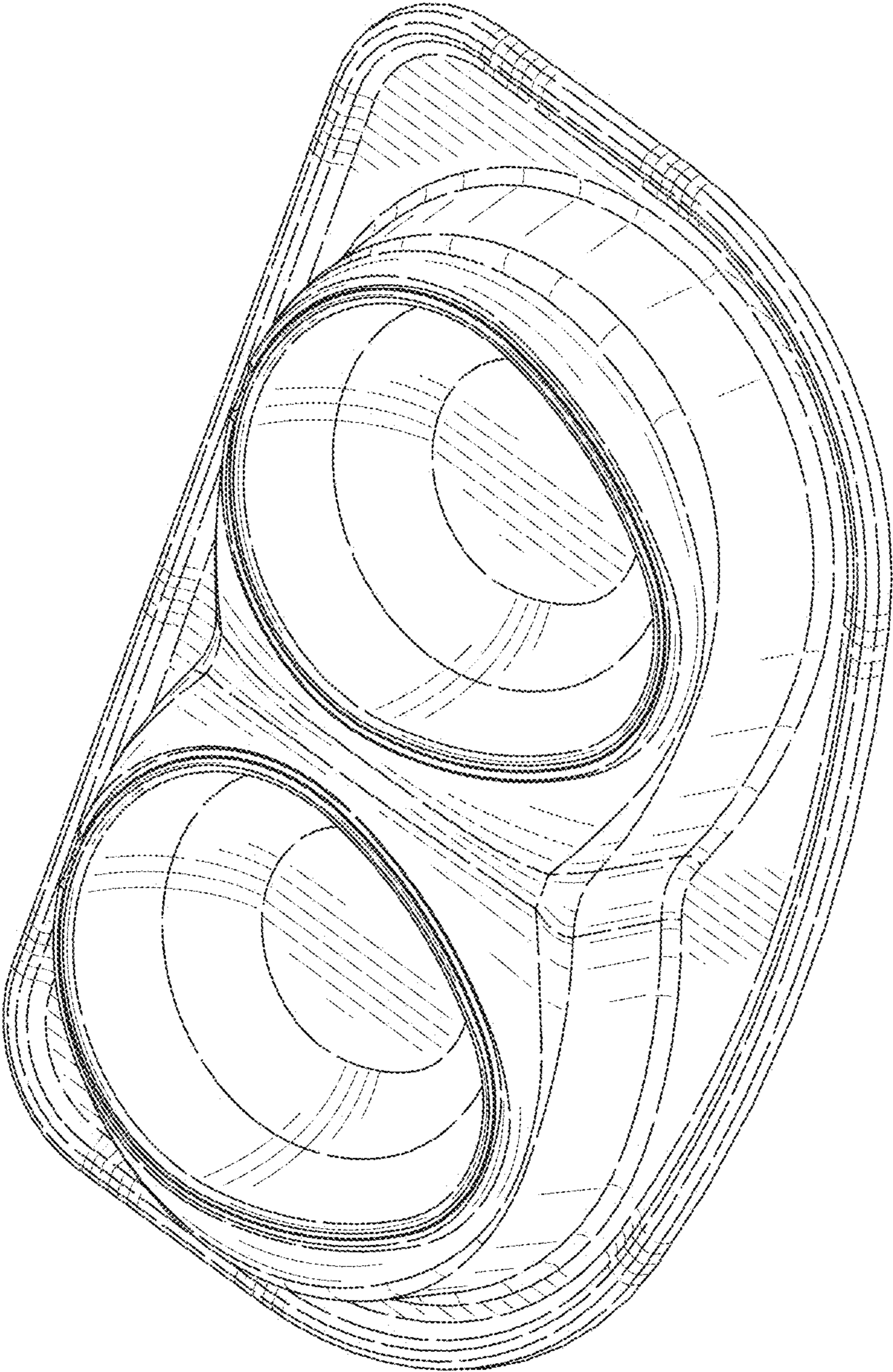


FIG. 64



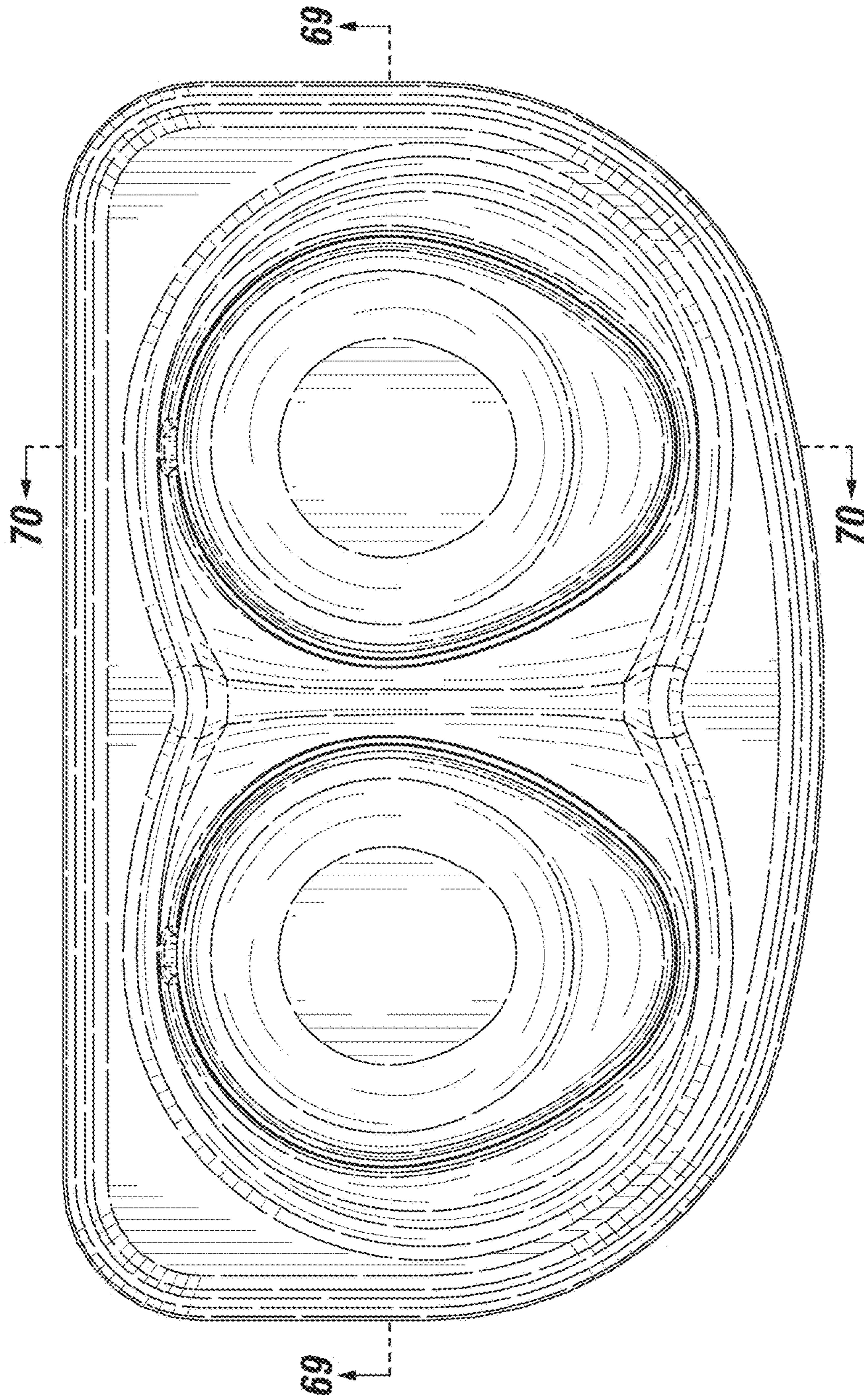


FIG. 65

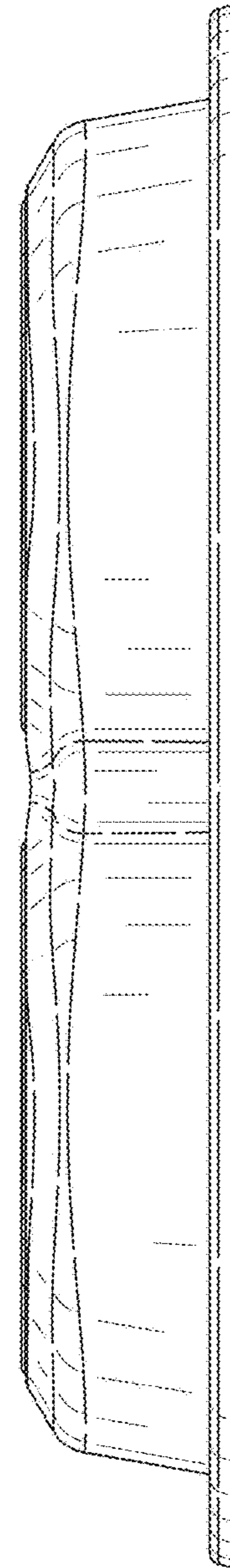


FIG. 66

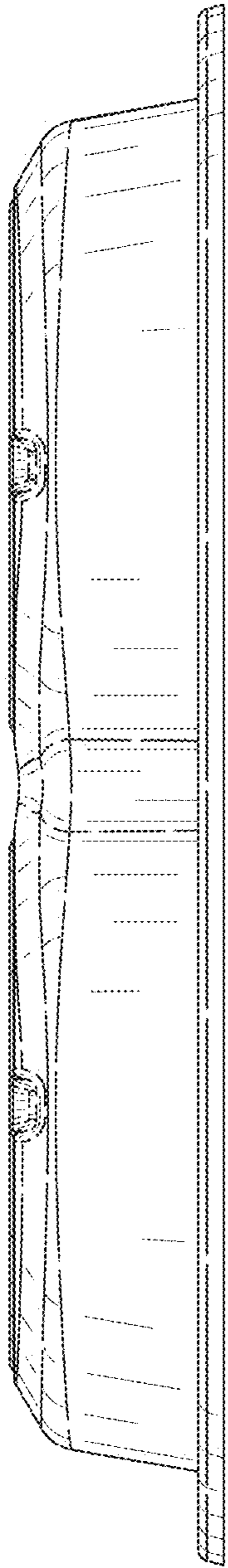


FIG. 67




FIG. 68



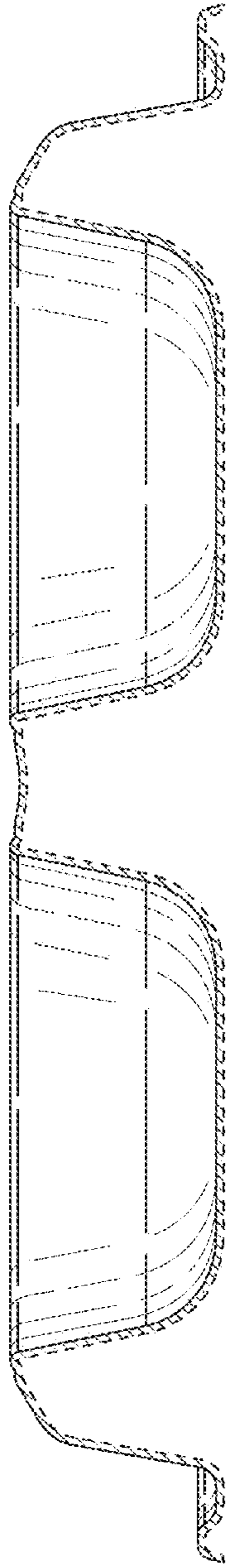


FIG. 69



FIG. 70