



US00D873477S

(12) **United States Design Patent** (10) **Patent No.:** **US D873,477 S**  
**Zeng** (45) **Date of Patent:** **\*\* Jan. 21, 2020**

(54) **TABLE LAMP**

D703,483 S \* 4/2014 Lee ..... D7/401.2  
D782,101 S \* 3/2017 Varga ..... D26/121  
D797,645 S \* 9/2017 Nishii ..... D12/400

(71) Applicant: **Foshan Shunde Yajiasi Kitchen Cabinet Co., Ltd.**, Foshan (Guangdong Province) (CN)

\* cited by examiner

(72) Inventor: **Deju Zeng**, Foshan (CN)

*Primary Examiner* — Mark A Goodwin

*Assistant Examiner* — Benjamin M Weeks

(73) Assignee: **Foshan Shunde Yajiasi Kitchen Cabinet Co., Ltd.**, Foshan (CN)

(74) *Attorney, Agent, or Firm* — Yong Chen

(\*\*) Term: **15 Years**

(57) **CLAIM**

The ornamental design for a table lamp, as shown and described.

(21) Appl. No.: **29/633,747**

### DESCRIPTION

(22) Filed: **Jan. 15, 2018**

(51) **LOC (12) Cl.** ..... **28-05**

(52) **U.S. Cl.**  
USPC ..... **D26/149**

(58) **Field of Classification Search**  
USPC ..... D26/75, 76, 77, 80, 81, 88, 90, 71, 128,  
D26/121, 142, 155, 138, 122, 154, 113,  
D26/120, 134, 118, 74, 149  
CPC ..... F21S 6/00; F21S 6/002; F21S 8/03; F21S  
8/033  
See application file for complete search history.

FIG. 1 is a front view of a table lamp of the present invention. The back, left, and right views of the table lamp are each identical to the front view.

FIG. 2 is a top view thereof.

FIG. 3 is a bottom view thereof.

FIG. 4 is a front view of the table lamp shown in FIG. 1 with a lamp shade installed thereon.

The back, left, and right views of the table lamp with the lamp shade are each identical to the front view shown in FIG. 4.

FIG. 5 is a top view of the table lamp with the lamp shade as shown in FIG. 4.

FIG. 6 is a bottom view of the table lamp with the lamp shade as shown in FIG. 4; and,

FIG. 7 is a perspective view of the table lamp with the lamp shade as shown in FIG. 4.

The broken line showing of certain portions of the table lamp is included for the purpose of illustration only and forms no part of the claimed design.

(56) **References Cited**

### U.S. PATENT DOCUMENTS

D336,537 S \* 6/1993 Schonbek ..... D26/149  
D559,438 S \* 1/2008 De'Armond ..... D26/154  
D572,862 S \* 7/2008 Mair ..... D26/154  
D615,697 S \* 5/2010 Otero ..... D26/129  
8,070,347 B1 \* 12/2011 Lin ..... F21V 31/00  
362/391

**1 Claim, 7 Drawing Sheets**






FIG. 1

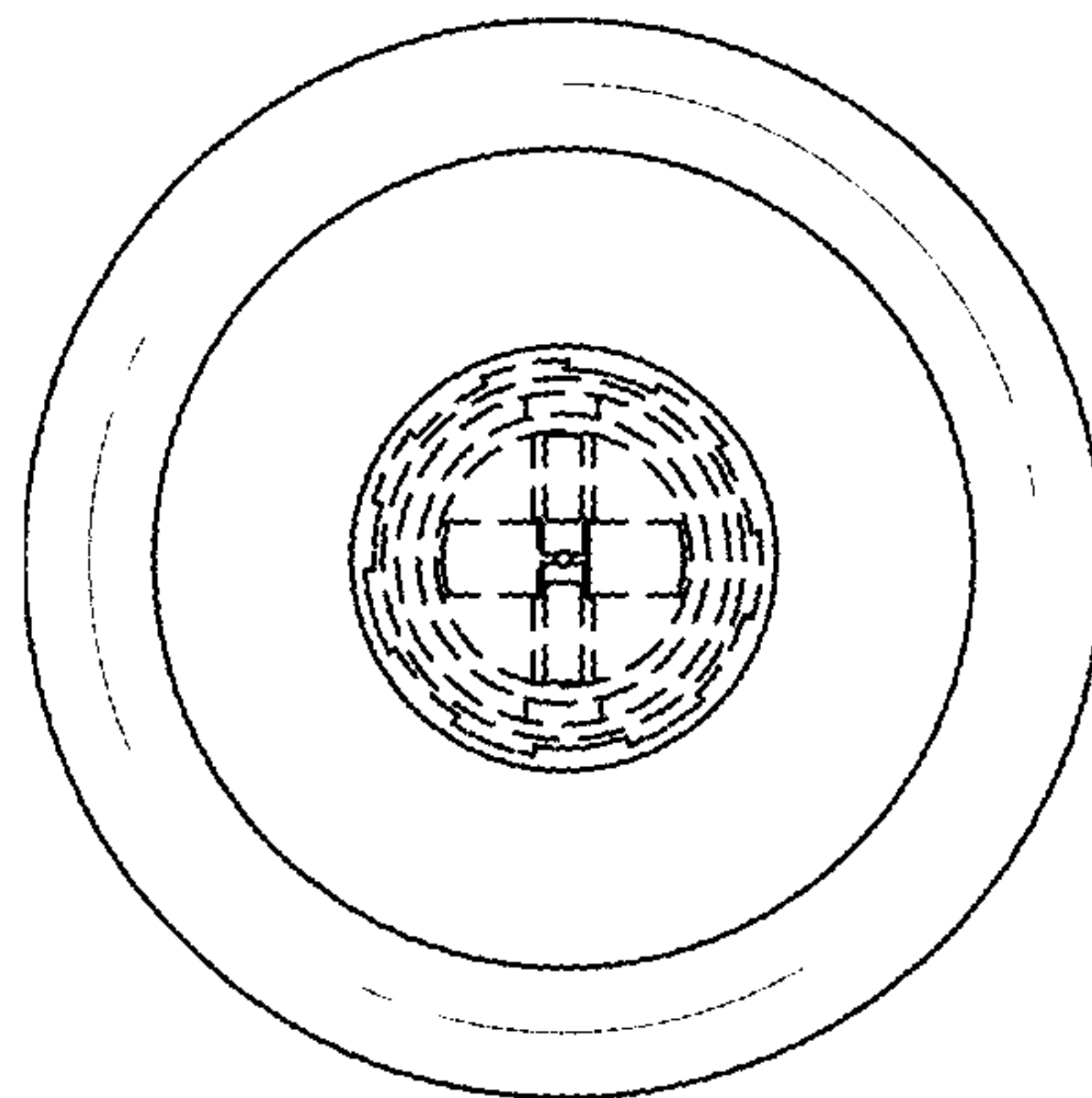


FIG. 2

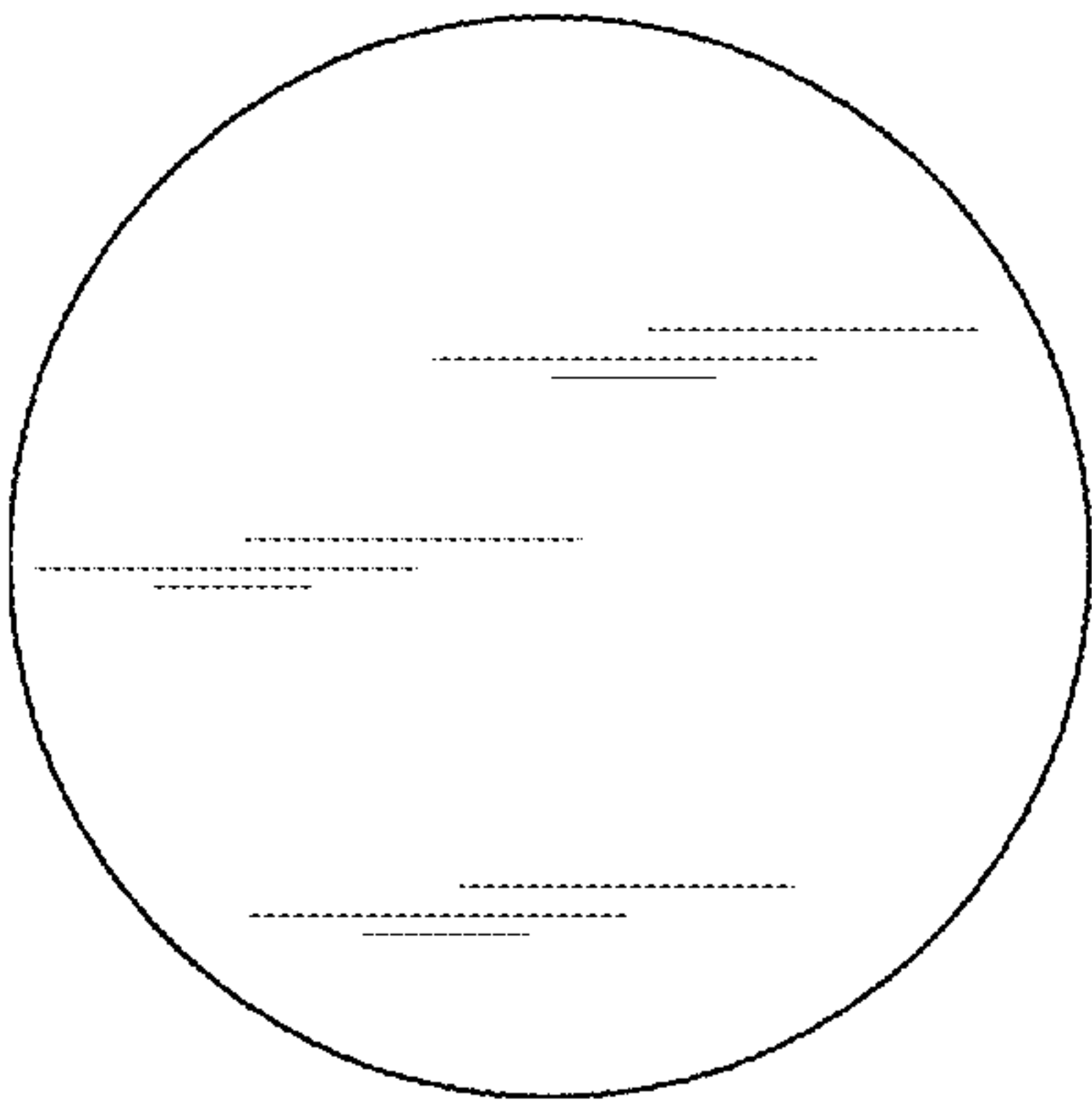


FIG. 3

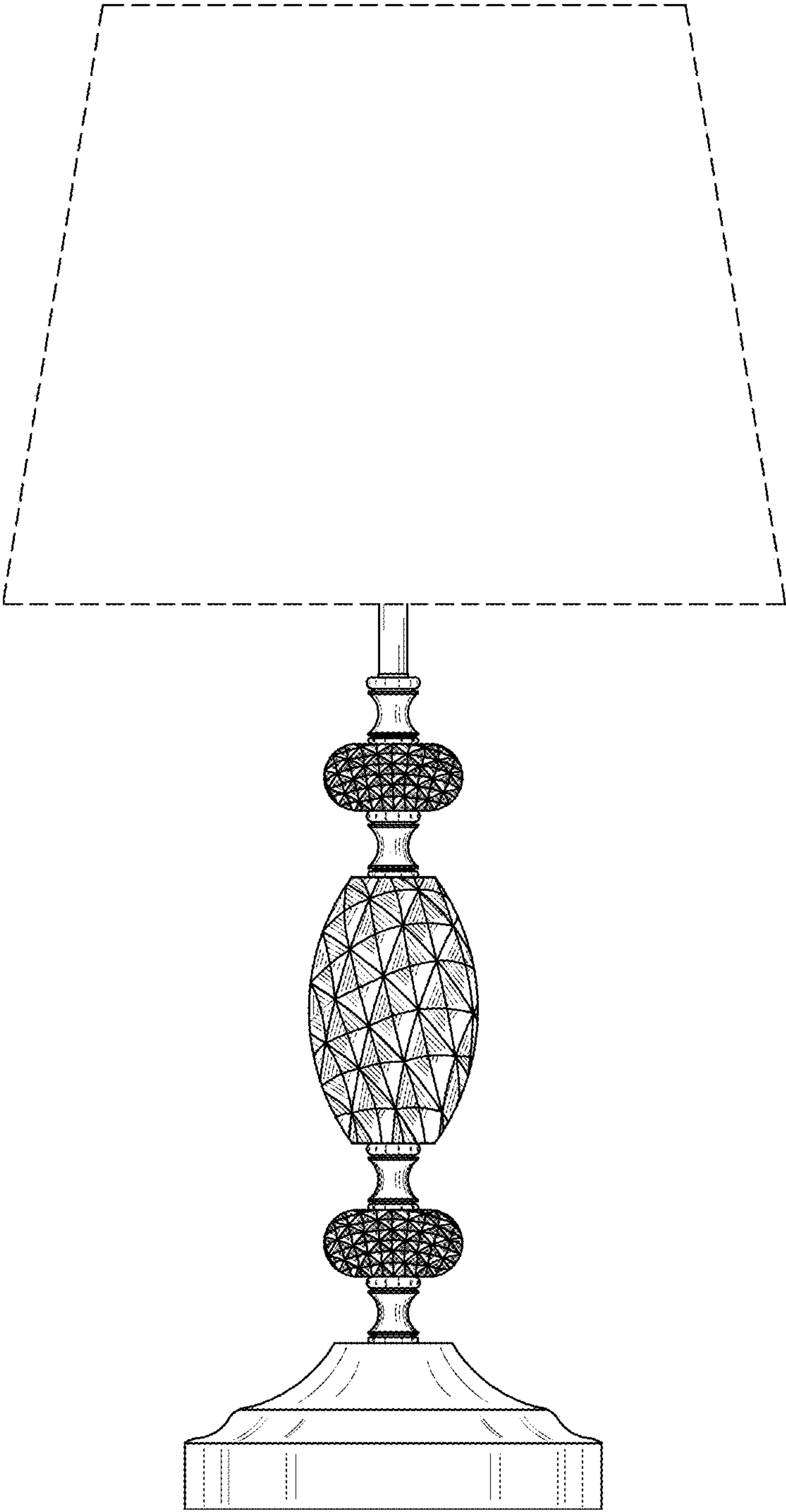


FIG. 4

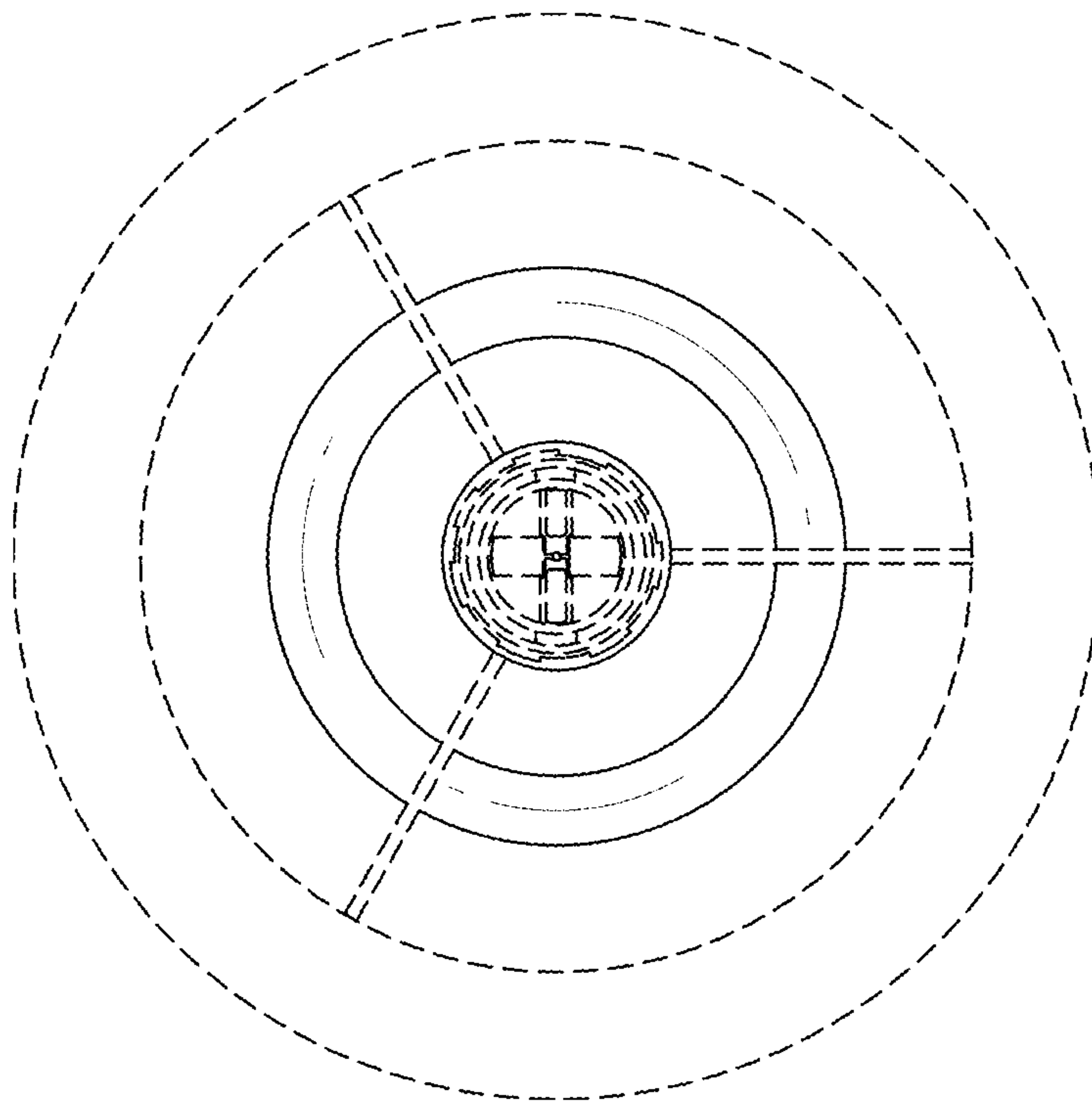


FIG. 5

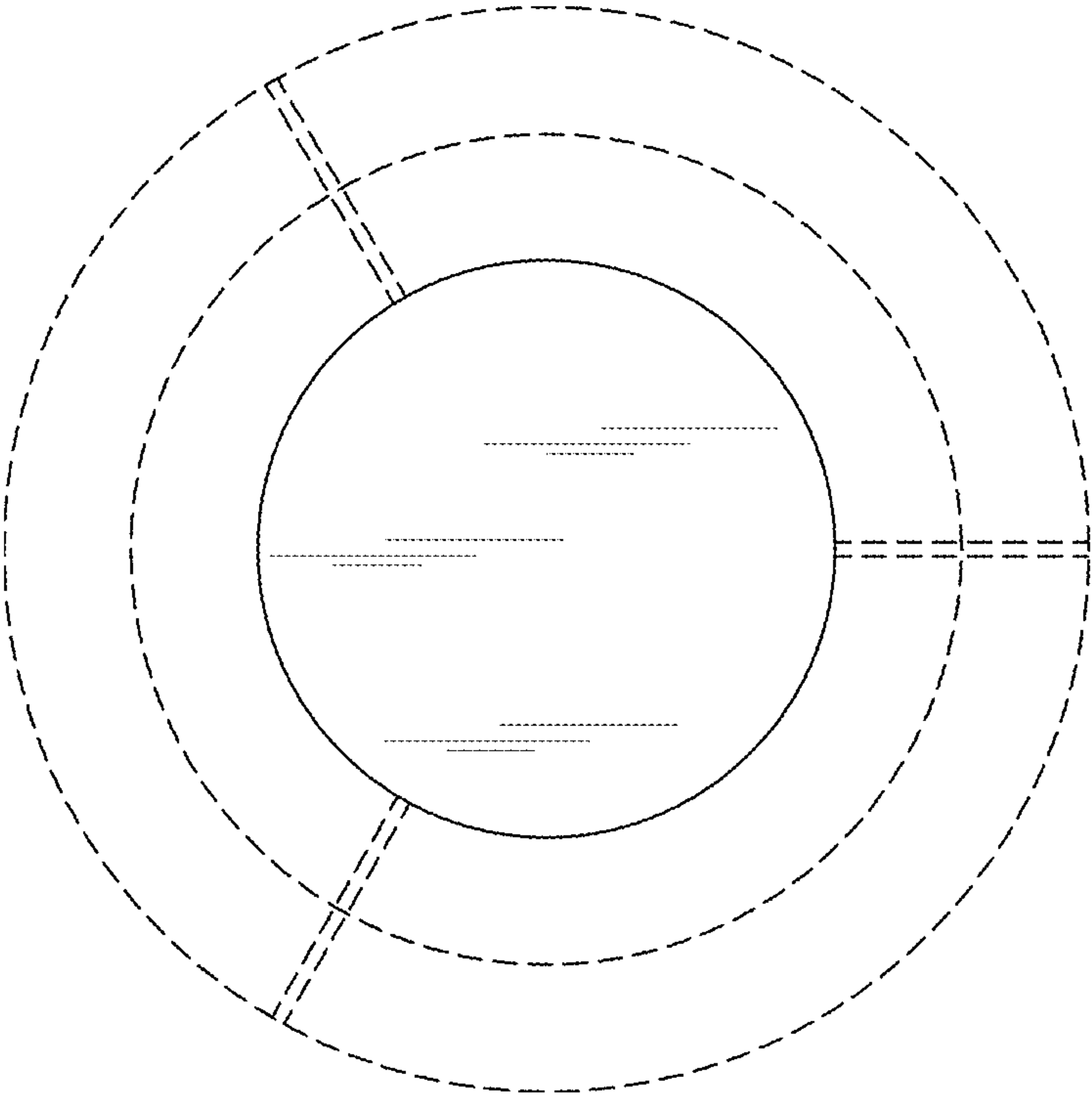


FIG. 6



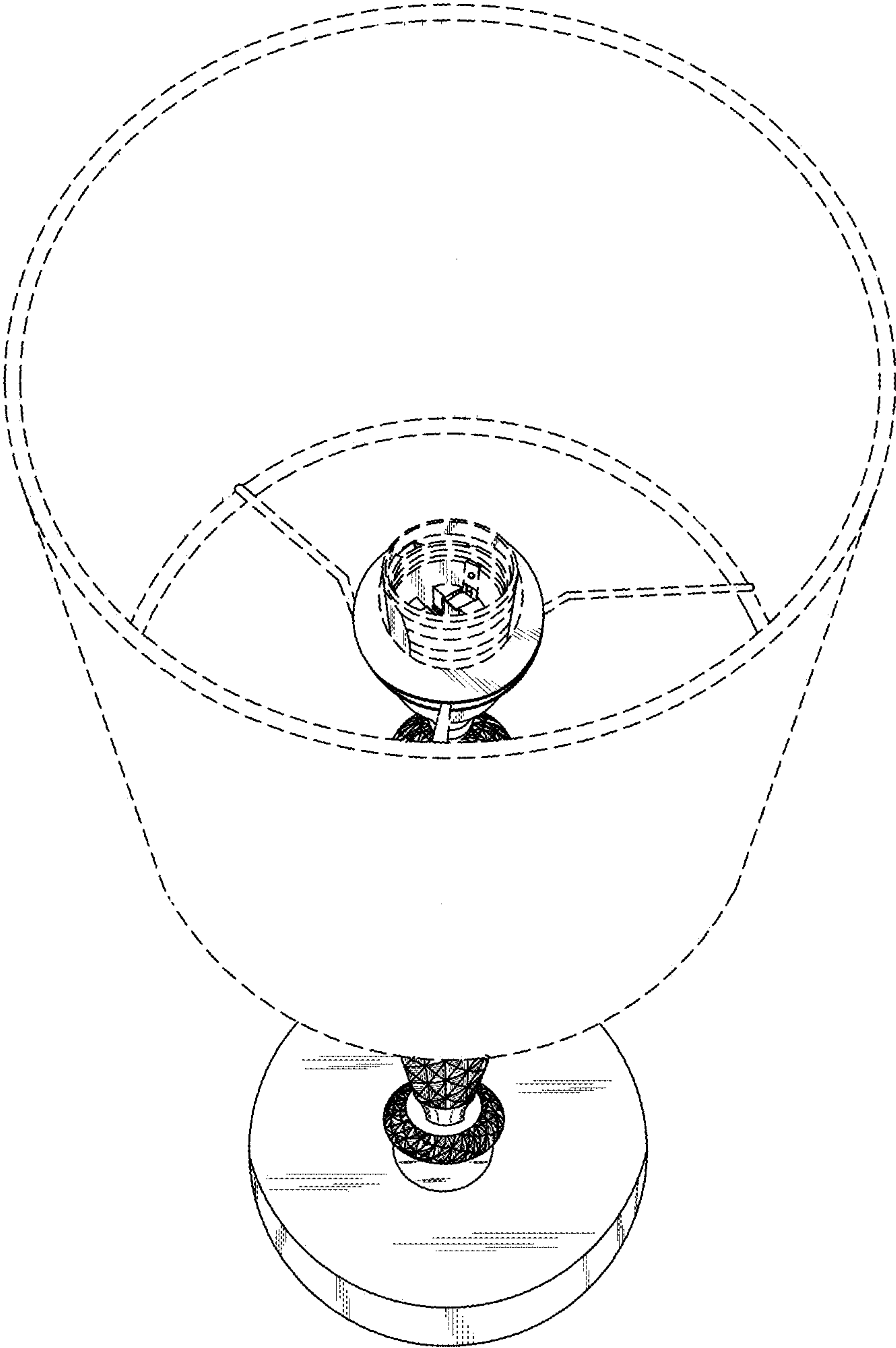


FIG. 7